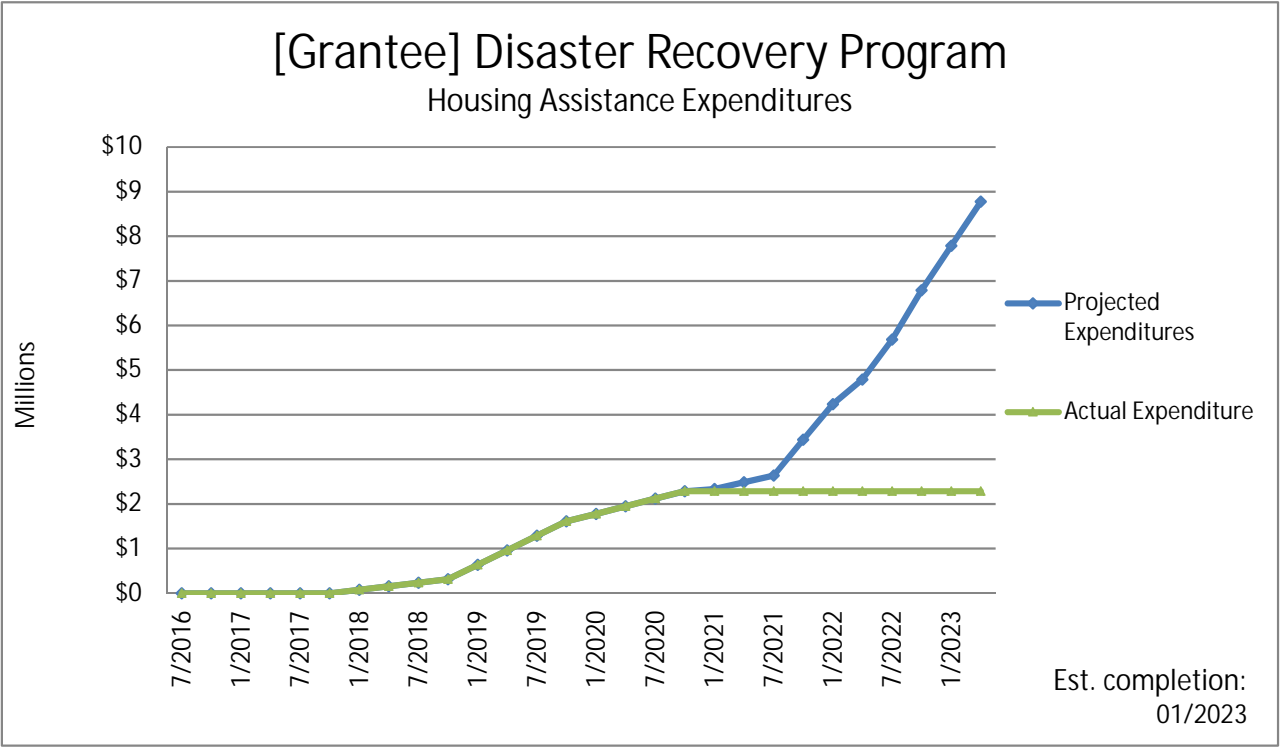


Housing	7/2016	10/2016	1/2017	4/2017	7/2017	10/2017	1/2018	4/2018	7/2018	10/2018	1/2019
Projected Expenditures	\$0	\$0	\$0	\$0	\$0	\$496	\$78,482	\$156,468	\$234,454	\$312,439	\$636,787
Quarterly Projection	\$0	\$0	\$0	\$0	\$0	\$496	\$77,986	\$77,986	\$77,986	\$77,986	\$324,348
Actual Expenditure	\$0	\$0	\$0	\$0	\$0	\$496	\$78,482	\$156,468	\$234,454	\$312,439	\$636,787
Actual Quarterly Expend (from QPRs)	\$0					\$496	\$77,986	\$77,986	\$77,986	\$77,986	\$324,348

Housing	4/2019	7/2019	10/2019	1/2020	4/2020	7/2020	10/2020	1/2021	4/2021	7/2021	10/2021
Projected Expenditures	\$324,348	\$648,695	\$973,043	\$1,142,316	\$1,311,589	\$1,480,862	\$1,650,136	\$1,700,136	\$1,850,136	\$2,000,136	\$2,800,136
Quarterly Projection	\$324,348	\$324,348	\$324,348	\$169,273	\$169,273	\$169,273	\$169,273	50,000.00	150,000.00	150,000.00	800,000.00
Actual Expenditure	\$324,348	\$648,695	\$973,043	\$1,142,316	\$1,311,589	\$1,480,862	\$1,650,136	\$1,650,136	\$1,650,136	\$1,650,136	\$1,650,136
Actual Quarterly Expend (from QPRs)	\$324,348	\$324,348	\$324,348	\$169,273	\$169,273	\$169,273	\$169,273				

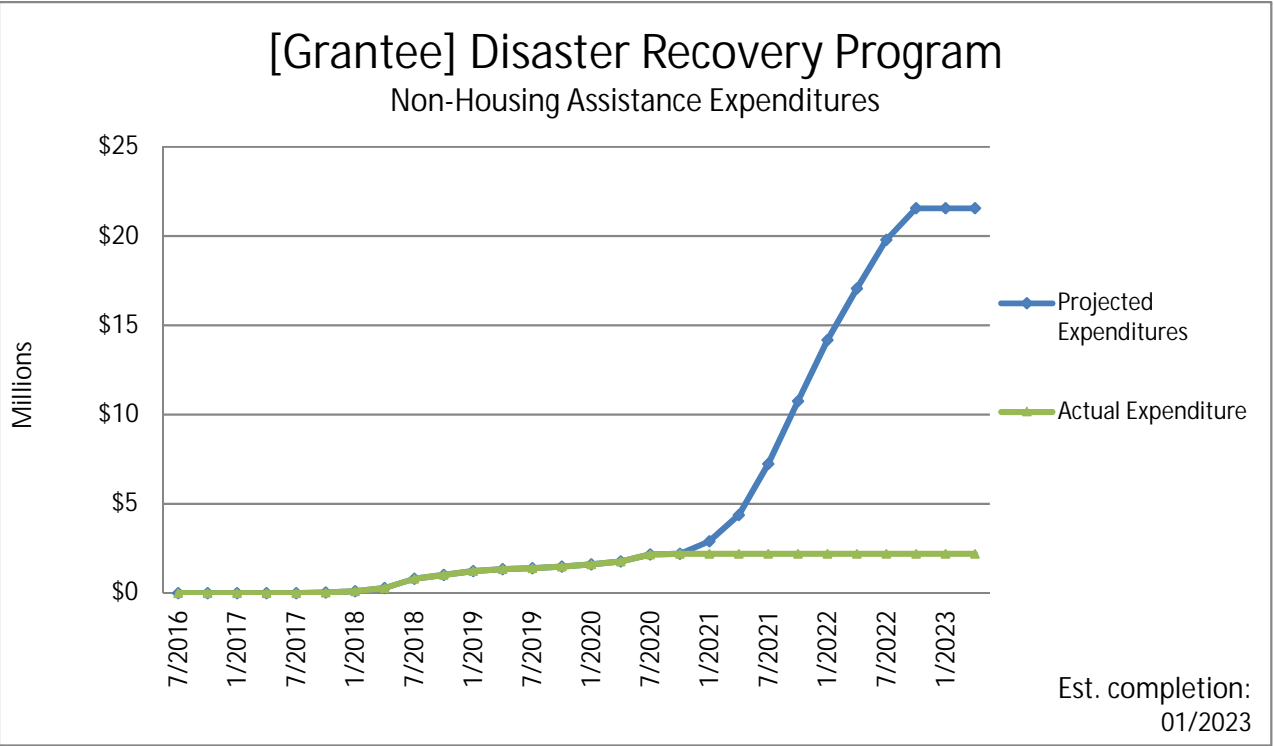
Housing	1/2022	4/2022	7/2022	10/2022	1/2023	4/2023
Projected Expenditures	\$800,000	\$1,350,000	\$2,250,000	\$3,350,000	\$4,350,000	\$5,340,000
Quarterly Projection	800,000.00	550,000.00	900,000.00	1,100,000.00	1,000,000.00	990,000.00
Actual Expenditure	\$0	\$0	\$0	\$0	\$0	\$0
Actual Quarterly Expend (from QPRs)						



Non-Housing	7/2016	10/2016	1/2017	4/2017	7/2017	10/2017	1/2018	4/2018	7/2018	10/2018	1/2019
Projected Expenditures	\$0	\$0	\$0	\$0	\$0	\$27,095	\$94,598	\$275,708	\$795,735	\$1,016,115	\$1,239,530
Quarterly Projection	\$0	\$0	\$0	\$0	\$0	\$27,095	\$67,503	\$181,110	\$520,027	\$220,380	\$223,415
Actual Expenditure	\$0	\$0	\$0	\$0	\$0	\$27,095	\$94,598	\$275,708	\$795,735	\$1,016,115	\$1,239,530
Actual Quarterly Expend (from QPRs)	\$0					\$27,095	\$67,503	\$181,110	\$520,027	\$220,380	\$223,415

Non-Housing	4/2019	7/2019	10/2019	1/2020	4/2020	7/2020	10/2020	1/2021	4/2021	7/2021	10/2021
Projected Expenditures	\$105,787	\$162,183	\$246,404	\$364,483	\$538,693	\$931,120	\$957,147	\$1,657,147	\$3,137,147	\$5,992,147	\$9,517,147
Quarterly Projection	\$105,787	\$56,396	\$84,221	\$118,079	\$174,210	\$392,427	\$26,026	700,000.00	1,480,000.00	2,855,000.00	3,525,000.00
Actual Expenditure	\$105,787	\$162,183	\$246,404	\$364,483	\$538,693	\$931,120	\$957,147	\$957,147	\$957,147	\$957,147	\$957,147
Actual Quarterly Expend (from QPRs)	\$105,787	\$56,396	\$84,221	\$118,079	\$174,210	\$392,427	\$26,026				

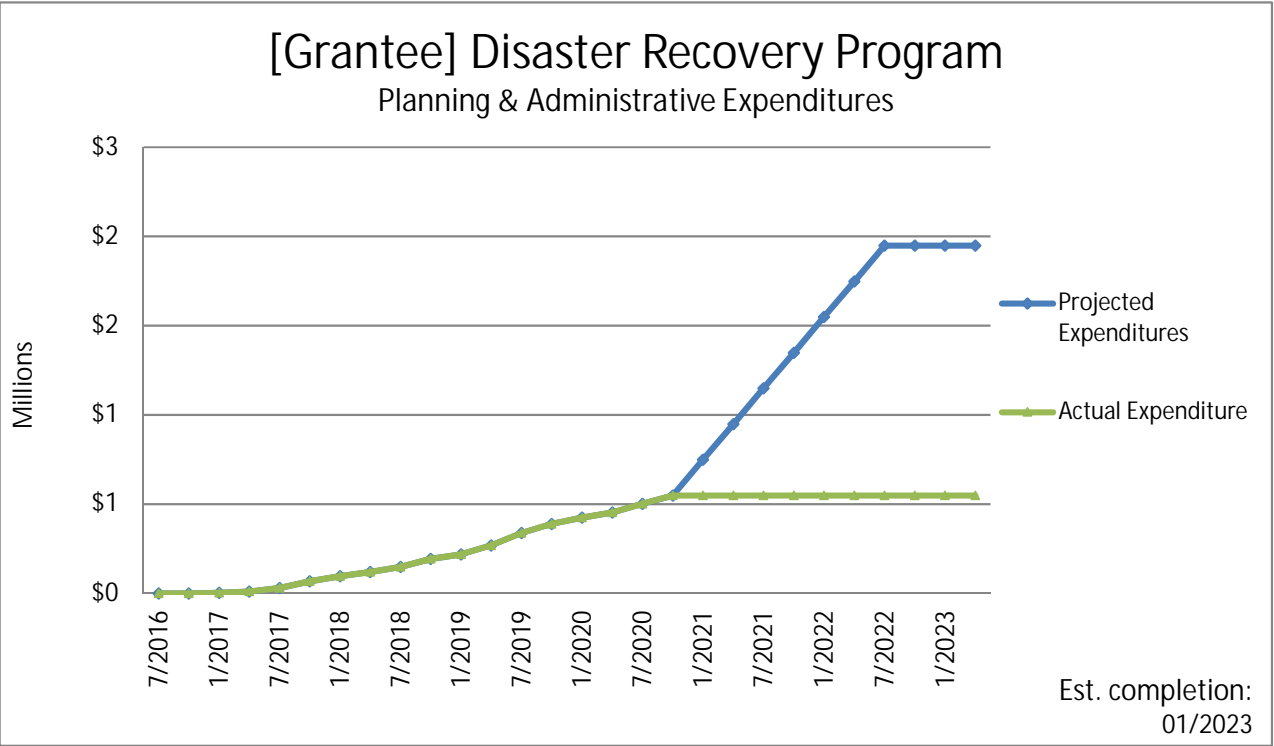
Non-Housing	1/2022	4/2022	7/2022	10/2022	1/2023	4/2023
Projected Expenditures	\$3,425,000	\$6,300,000	\$9,025,000	\$10,800,000	\$10,800,000	\$10,800,000
Quarterly Projection	3,425,000.00	2,875,000.00	2,725,000.00	1,775,000.00		
Actual Expenditure	\$0	\$0	\$0	\$0	\$0	\$0
Actual Quarterly Expend (from QPRs)						



Planning & Admin	7/2016	10/2016	1/2017	4/2017	7/2017	10/2017	1/2018	4/2018	7/2018	10/2018	1/2019
Projected Expenditures	\$0	\$0	\$2,622	\$10,221	\$30,212	\$68,108	\$96,326	\$119,537	\$147,863	\$192,651	\$218,177
Quarterly Projection	\$0	\$0	\$2,622	\$7,599	\$19,991	\$37,896	\$28,218	\$23,211	\$28,326	\$44,788	\$25,526
Actual Expenditure	\$0	\$0	\$2,622	\$10,221	\$30,212	\$68,108	\$96,326	\$119,537	\$147,863	\$192,651	\$218,177
Actual Quarterly Expend (from QPRs)	\$0		\$2,622	\$7,599	\$19,991	\$37,896	\$28,218	\$23,211	\$28,326	\$44,788	\$25,526

Planning & Admin	4/2019	7/2019	10/2019	1/2020	4/2020	7/2020	10/2020	1/2021	4/2021	7/2021	10/2021
Projected Expenditures	\$50,515	\$120,202	\$169,397	\$206,335	\$234,959	\$282,643	\$329,831	\$529,831	\$729,831	\$929,831	\$1,129,831
Quarterly Projection	\$50,515	\$69,687	\$49,195	\$36,939	\$28,623	\$47,685	\$47,188	200,000.00	200,000.00	200,000.00	200,000.00
Actual Expenditure	\$50,515	\$120,202	\$169,397	\$206,335	\$234,959	\$282,643	\$329,831	\$329,831	\$329,831	\$329,831	\$329,831
Actual Quarterly Expend (from QPRs)	\$50,515	\$69,687	\$49,195	\$36,939	\$28,623	\$47,685	\$47,188				

Planning & Admin	1/2022	4/2022	7/2022	10/2022	1/2023	4/2023
Projected Expenditures	\$200,000	\$400,000	\$600,000	\$600,000	\$600,000	\$600,000
Quarterly Projection	200,000.00	200,000.00	200,000.00			
Actual Expenditure	\$0	\$0	\$0	\$0	\$0	\$0
Actual Quarterly Expend (from QPRs)						



Total Expenditures	7/2016	10/2016	1/2017	4/2017	7/2017	10/2017	1/2018	4/2018	7/2018	10/2018	1/2019
Projected Expenditures	\$0	\$0	\$2,622	\$10,221	\$30,212	\$95,700	\$269,407	\$551,713	\$1,178,052	\$1,521,205	\$2,094,494
Quarterly Projection	\$0	\$0	\$2,622	\$7,599	\$19,991	\$65,487	\$173,707	\$282,307	\$626,339	\$343,153	\$573,289
Actual Expenditure	\$0	\$0	\$2,622	\$10,221	\$30,212	\$95,700	\$269,407	\$551,713	\$1,178,052	\$1,521,205	\$2,094,494
Actual Quarterly Expend (from QPRs)	\$0	\$0	\$2,622	\$7,599	\$19,991	\$65,487	\$173,707	\$282,307	\$626,339	\$343,153	\$573,289

Total Expenditures	4/2019	7/2019	10/2019	1/2020	4/2020	7/2020	10/2020	1/2021	4/2021	7/2021	10/2021
Projected Expenditures	\$480,649	\$931,080	\$1,388,843	\$1,713,134	\$2,085,241	\$2,694,626	\$2,937,113	\$3,887,113	\$5,717,113	\$8,922,113	\$13,447,113
Quarterly Projection	\$480,649	\$450,431	\$457,763	\$324,291	\$372,107	\$609,385	\$242,487	\$950,000	\$1,830,000	\$3,205,000	\$4,525,000
Actual Expenditure	\$480,649	\$931,080	\$1,388,843	\$1,713,134	\$2,085,241	\$2,694,626	\$2,937,113	\$2,937,113	\$2,937,113	\$2,937,113	\$2,937,113
Actual Quarterly Expend (from QPRs)	\$480,649	\$450,431	\$457,763	\$324,291	\$372,107	\$609,385	\$242,487	\$0	\$0	\$0	\$0

Total Expenditures	1/2022	4/2022	7/2022	10/2022	1/2023	4/2023
Projected Expenditures	\$4,425,000	\$8,050,000	\$11,875,000	\$14,750,000	\$15,750,000	\$16,740,000
Quarterly Projection	\$4,425,000	\$3,625,000	\$3,825,000	\$2,875,000	\$1,000,000	\$990,000
Actual Expenditure	\$0	\$0	\$0	\$0	\$0	\$0
Actual Quarterly Expend (from QPRs)	\$0	\$0	\$0	\$0	\$0	\$0

