



## STANDARD FEATURES

- Enclosed Muffler
- Pre-Wired Plug & Play Wiring Harness
- Premium Comfort Seat
- Advanced Electronic Instrument Panel
- 6 Function Warning Gauge & Alarm
- Conveniently Located PTO Belt Tensioner
- On-board Diagnostic System
- Sealed Electrical System
- Thermostatically Controlled Oil Cooler
- Battery Disconnect Switch with Circuit Breaker
- Automotive Style Parking Brake
- Universal PTO Switch
- S.D.L.A. Operator Controls
- Weight Transfer System\*

\* Optional on 4500K, standard on other 4500 Models

## Optional Accessories:

- Turf or Bar Tires
- Category 1 3-Point Hitch
- Cold Weather Cab
- Additional Lighting & Signaling Packages
- Electrical Power Outlets
- Digital Slope Indicator
- Dual Wheel or Wheel Extensions for Slope

Visit [www.ventrac.com/accessories](http://www.ventrac.com/accessories) for full list.

The Ventrac 4500 tractor was built with you in mind. From the advanced electrical system, redesigned frame, more safety and comfort features; the 4500 offers the reliable performance, astounding versatility and comfortable handling you have come to expect.

Like all Ventrac tractors, the 4500 utilizes All Wheel Drive and an articulating chassis with a low center of gravity to provide superior traction, braking, stability, and security on tough terrain and slopes without disturbing turf when turning.

## Over 30 Ventrac Mount Attachments

Choose from over 30 professional grade Ventrac Mount attachments to transform your Ventrac into a productivity powerhouse. This incredibly rugged and dependable machine is a wise business investment for golf courses, schools and universities, parks, street maintenance departments, commercial mowing services, contractors, wineries, farms, property management associations, estate owners and anyone needing one machine to do it all.



TRACTOR COMPATIBILITY KEY:



## SPECIFICATIONS

### Model Comparison

	<b>4500K</b> VANGUARD Big Block	<b>4500P</b> KAWASAKI DFI	<b>4500Y</b> KUBOTA Diesel	<b>4500Z</b> KUBOTA Bi-Fuel Ready
Stock Codes	39.51130	39.51207	39.51209	39.51208
Accessory Kit: Front fenders, foot pegs, 4 rear weights, weight transfer	Optional	Standard	Standard	Standard

### Engines

	Vanguard M54	Kawasaki FD851D DFI	Kubota D902	Kubota WG972-GL
Engine	Vanguard M54	Kawasaki FD851D DFI	Kubota D902	Kubota WG972-GL
Max Operating Speed	3600 rpm	3600 rpm	3600 rpm	3600 rpm
Horsepower	31	31	25	32.5
Peak Torque	47 ft lb	47 ft lb	42 ft lb	51 ft lb
Displacement	896cc	824cc	898cc	962cc
Cylinders	2	2	3	3
Engine Oil	Ventrac Full Synthetic 10W30			
Cooling	Air	Liquid	Liquid	Liquid
Fuel Type	Gasoline	Gasoline	Diesel	Gasoline, Propane^
Fuel Capacity	6 gal	6 gal	6 gal	6 gal 2 x 33lb lp tanks^
Fuel Economy^^	1.6 gal/hr	1.2 gal/hr	1.1 gal/hr	1.5 gal/hr (gas) 8.6 lb/hr (lp)^
Slope Rating (continuous/intermittent)	25°/30°	30°/30°	20°/30°	20°/30°
Alternator	50 Amp	30 Amp	60 Amp	60 Amp

### Dimensions

Weight with standard hitch	1340 lb (610 kg)	1575 lb (715 kg)	1655 lb (750 kg)	1655 lb (750 kg)
Weight with accessories kit	1565 lb (710 kg)	N/A	N/A	N/A
Weight with 3-point hitch	1660 lb (775 kg) w/ accr kit	1670 lb (760 kg)	1750 lb (795 kg)	1750 lb (795 kg)
Length with standard hitch (ROPS up)	81.5 inches (207 cm)			
Length with 3-point hitch	92 inches (234 cm)			
Length with propane kit	N/A	N/A	N/A	99 inches (252 cm)
Width	48.5 inches (123 cm)			
Width with wheel extensions	54.5 inches (138.5 cm)			
Width with duals	73 inches (185.5 cm)			
Wheelbase (front axle to rear axle)	45 inches (114 cm)			
Height (ROPS up)	68 inches (173 cm)			
Height (ROPS down)	54 inches (137 cm)			
Turning Radius (single tires, standard position)	39 inches (99 cm)			
Turning Radius (position 2)	54 inches (137 cm)			
Turning Radius (position 3)	68 inches (173 cm)			
Oscillation amount (@ wheel)	7.5 inches (19 cm)			
Ground Clearance	5 inches (13 cm)			

^ If equipped with optional Propane Kit for the 4500Z ^^ Fuel Economy tested with HM602 mower for comparison purposes.

Application conditions & attachment will affect fuel economy.

All specifications subject to change without notice or obligation



500 Venture Drive  
Orrville, OH 44667  
1.866.836.8722

Fax: 330.683.0000  
www.ventrac.com  
info@ventrac.com

# 4500 Tractor

TRACTOR COMPATIBILITY KEY:

3400

4500

## SPECIFICATIONS (Continued)

### APPLIES TO ALL 4500 TRACTORS

#### Electrical

Battery	475 CCA (Group 51R)
Voltage	12 volts
Battery Disconnect	Standard, with 150A System Circuit Breaker
Fuses	Sealed, Mini Fuse and J-Case styles

#### Drivetrain

Hydraulic Pump	Sauer Danfoss 15 series pump
Pump Drive	Direct Drive (Double U-Joint Drive-shaft)
Hydraulic Motors	(2) Sauer Danfoss 15 series motors
Transaxles	Peerless 2600 series
Axles	Peerless 40mm (forged) with integrated forged hub
Hydraulic Oil Cooler	Aluminum w/ Thermostatically controlled Electric Fan
Hydraulic Oil Filter (Suction)	25 micron
Hydraulic Oil Filter (Pressurized)	10 micron

#### Hitch and PTO

Front Hitch	Ventrac Mount System
Electric PTO clutch with Brake	Ogura GT3.5 (250 ft lb)
Rear Hitch	2 inches Receiver
3-Point Hitch	Optional Category 1 3-Point Hitch

#### Tires

Standard (All Terrain)	22x12-8
Optional Turf	22x11-10
Optional Bar	21x11-8

#### Travel Speed (F/R)

Low Range	5 mph forward / 4 mph reverse
High Range	10 mph forward / 8 mph reverse

#### Instruments, Gauges, and Alarm

Gauges	Tachometer, Speedometer, Hour Meter, Engine Temperature (liquid cooled engines only), Fuel Level, Volt Meter
Indicator Lights	Parking Brake, Engine High-Temp <sup>^</sup> , Hydraulic Oil High Temp <sup>^</sup> , Low Voltage <sup>^</sup> , Low Oil Pressure <sup>^</sup>
<sup>^</sup> Activates Audible Alarm	
Switches	Key, PTO, and Lights

#### Lights

Head Lights	(2) 55W Halogen Lights
Tail Lights	(2) Red LED Lights

#### Controls

Forward Reverse	S.D.L.A. (Speed, Direction, Lift, and Auxiliary) Handle; Optional Foot Pedal
Attachment Lift	S.D.L.A. (Primary Handle)
Auxiliary Hydraulics	S.D.L.A. (Secondary Handle)
Throttle	Dash Mounted
Front Hitch Lock	Column Mounted (Accessible from Seat)
PTO Belt Tensioner	Front Mounted, Automatic Tension Controlled
Weight Transfer	5 position
High/Low Range	Single Lever, Column Mounted
3 Pt Controls (Optional)	Lift + 2 sets of Auxiliaries
Steering	Power Steering

#### Other Features

Tool Box	Standard
Cup Holder	Standard
Seat	Deluxe High Back Seat (arm rests and suspension seat optional)

#### ROPS

Folding ROPS	Standard
Heavy Duty Off-Road Seat Belt	Standard

All specifications subject to change without notice or obligation




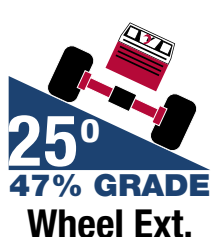
500 Venture Drive  
Orrville, OH 44667  
1.866.836.8722

Fax: 330.683.0000  
www.ventrac.com  
info@ventrac.com



## SLOPE SPECIFICATIONS

**Maximum Slope Rating** (any direction)



### Max Slope Rating in any direction


### Single Tires

### Wheel Extensions

### Dual Wheels

4500*	20° (36%)	25° (47%)	30° (58%)
4500Z with Propane	15° (27%)	20° (36%)	25° (47%)
4500 with Cab		10° (18%)	
4500 with Spreader		10° (18%)	

\*Attachments, accessories, and tire configuration may reduce the 4500 power unit's maximum angle of operation. Refer to applicable operator manuals for maximum angle of operation of equipment.



**Digital Slope Gauge**  
Recommended for operation on slopes.

## ENGINE RATINGS

Model #	4500K	4500P	4500Y	4500Z
Engine	B&S Vanguard Model 54	Kawasaki FD851D	Kubota D902	Kubota WG972-GL
Fuel	Gas	Gas (DFI)	Diesel	Gas Propane**
Max Slope Intermittent Use***	30° (58%)^	30° (58%)	30° (58%)^	30° (58%)^ 25° (47%)^
Max Slope Continuous Use***	25° (47%)	30° (58%)	20° (36%)	20° (36%) 20° (36%)

\*\* With Optional Propane Kit for 4500Z

\*\*\* For slope operation over 20°, Wheel Extensions are required for up to 25° or Dual Wheels are required for up to 30°

## Intermittent Use Defined

^ The engine may operate between 20° and 30° for up to 10 minutes. If 10 minutes is reached, the engine must be returned to 20° or less to assure proper oil lubrication. After returning to 20° or less, the intermittent cycle can be repeated. The 4500P Kawasaki DFI engine is rated for 30° continuous operation and does not have this requirement.

All specifications subject to change without notice or obligation



500 Venture Drive  
Orrville, OH 44667  
1.866.836.8722

Fax: 330.683.0000  
www.ventrac.com  
info@ventrac.com



### SPECIFICATIONS

Stock Code	70.0098
Length	52 inches (132 cm)
Width	47 inches (119 cm)
Mount Height	70 inches (178 cm)
Weight	70 lbs (31.75 kg)
Shipping Weight	150 lbs (68 kg)

All specifications subject to change without notice or obligation

Operate your Ventrac 4000 series tractor in comfort by adding a canopy. This heavy duty canopy provides protection from the sun and rain without hindering visibility. The canopy can be adjusted up and down to accommodate individual's height.

### STANDARD FEATURES

- Heavy-duty reinforced construction
- Can be Tilted
- Allows operator to stay Cool and Dry while operating tractor and attachments
- Provides protection from harmful UV rays



TRACTOR COMPATIBILITY KEY:



500 Venture Drive  
Orrville, OH 44667  
1.866.836.8722

Fax: 330.683.0000  
[www.ventrac.com](http://www.ventrac.com)  
[info@ventrac.com](mailto:info@ventrac.com)



### SPECIFICATIONS

Stock Code	70.4038
Shipping Weight	15 lbs (6.8 kg)

All specifications subject to change without notice or obligation



The Hydraulic Top Link is a great accessory to use with the Ventrac Category One 3-Point Hitch option. It allows for fast and easy mounting of attachments when used with the Ventrac 3-N-1 Hitch. (Blades, Slip Scoops, Terra Rake, etc.)

When used with standard 3-Point mounted attachments it allows for quick and easy adjustment forward and aft. Mounted to the 3-N-1 Adapter, it makes adjustment simple in varying conditions.

When the Hydraulic Top Link is used with the Ventrac 3-N-1 Hitch it requires using the rear remote outlets.

#### Note:

If you are also using an attachment that requires use of the rear outlets, on units prior to serial #4200-WEB2555 and #4100-KDC1391, accessory kit 39.56104 is required to give a second set of rear remote outlets.

TRACTOR COMPATIBILITY KEY:



500 Venture Drive  
Orrville, OH 44667  
1.866.836.8722

Fax: 330.683.0000  
[www.ventrac.com](http://www.ventrac.com)  
[info@ventrac.com](mailto:info@ventrac.com)





Shown with Turf Tires

### SPECIFICATIONS

Stock Code

All Terrain	70.4067 (1 kit per tractor)
Turf	70.4068 (1 kit per tractor)
Bar	70.4069 (1 kit per tractor)
Weight	80 lbs (36.25 kg) (per axle)
Additional Tractor Width	24 inches (12 inches/tire) (61 cm)

All specifications subject to change without notice or obligation

#### Note:

- (A) Do NOT use dual wheels when using the Ventrac VERSA-Loader.
- (B) Engine manufacturers' maximum angle of operation is 25° for continuous use (all directions) and 30° intermittent use\*. The 4500P Kawasaki DFI is rated for 30° continuous use.
- (C) Do NOT use with Wheel Extensions

\* Intermittent use is up to 10 minutes on the slope, then return to level ground before returning to the slope.

Dual Wheels are available for the 4000 series tractors. They are designed to increase stability, traction, and safety on slopes. Dual wheels are also great for reduction of soil compaction on delicate ground. Once the dual hubs have been installed on each wheel, the duals can be quickly mounted and dismounted.\*

Duals are recommended for sandy soils or where a broad distribution of tractor weight is desired, including when driving sideways on slopes greater than 20 degrees (not to exceed 30 degrees).

Duals are only one of numerous considerations for safety on slopes; speed, terrain, irregularities, and stopping the unit are other serious factors to consider for safe operation of the tractor.

\*Recommended tire pressure for dual wheels can be found in the 4500 operator manual and also on the sticker inside of the hood



Shown with Standard Tires

TRACTOR COMPATIBILITY KEY:



500 Venture Drive  
 Orrville, OH 44667  
 1.866.836.8722

Fax: 330.683.0000  
[www.ventrac.com](http://www.ventrac.com)  
[info@ventrac.com](mailto:info@ventrac.com)



### SPECIFICATIONS

Stock Code	70.4104
Shipping Weight	3 lbs (1.4 kg)

#### **\*Requirement for front mounted Spreader 200**

Four pin "Pigtail" plug adapter (required for Spreader 220)	34.1400-1010
--	--------------

All specifications subject to change without notice or obligation

TRACTOR COMPATIBILITY KEY:



#### **The Kit Includes:**

Two toggle switches that mount on the dash of the 4500 Tractor. One is a momentary contact, the other On/Off. Both are connected to the receiver plug, which mounts over the front Auxiliary Valve Couplings.

The 12 Volt plug makes for easy connection and removal when mounting Ventrac attachments requiring electrical power.

### STANDARD FEATURES

- HB580 Broom Actuator
- KX523 Snow Blower Chute Actuator
- EA600 Gandy Seeder Option
- KV552 V-Blade
- Spreader 220\*
- KR502/702 Terra Rakes



500 Venture Drive  
 Orrville, OH 44667  
 1.866.836.8722

Fax: 330.683.0000  
[www.ventrac.com](http://www.ventrac.com)  
[info@ventrac.com](mailto:info@ventrac.com)



# DG550/DR540

BALLPARK GROOMER & RENOVATOR



- Industries' Fastest Ballfield Management
- Leaves A Professional Finish
- Removes Unwanted Infield Vegetation
- Renovates Fields Quickly
- Levels Low And Wet Areas



# BALLPARK RENOVATOR

Model	DG550
Stock Code	39.55280

## Dimensions

Overall Height	19 inches (48 cm)
Overall Length	46 inches (117 cm)
Overall Width	56 inches (142 cm)
Overall Weight	255 lbs
Renovator Blades	(3) 18.5 inch (47 cm) wide blades
Cutting Depth Adjustment	Hydraulic
Cutting Depth - Maximum	2 inches (5.7 cm)
Scarifier Spring Tines	28 Tines
Wheels	9 inch flat free

## Optional Accessories

Suitcase Weight	47.0115
Mid Weight Bar 4500 Kit	70.4137

All specifications subject to change without notice or obligation



Ventrac is your solution to ballpark management, capable of handling everything from daily tasks to seasonal jobs. Reduce the amount of time and equipment needed to maintain your ballpark while improving the end results.

## STANDARD FEATURES

- 3 Renovator Blades for weed removal, cutting and maintaining edge lines, and leveling
- Cutting depth of blades is controlled with the power unit's auxiliary hydraulic handle
- Scarifier Tines for breaking up ground cut by the blades and adding surface mix or drying agent
- Leveling Bar carries and distributes material to fill in low areas

## Optional Accessories

- Add up to 6 Suitcase Weights to help penetrate compacted surfaces



TRACTOR COMPATIBILITY KEY:



# BALLPARK GROOMER

Model	DR540
Stock Code	39.55280


## Dimensions

Overall Height	26.25 inches (67 cm)
Overall Length	19 inches (48 cm)
Overall Length with Brush Kit	23.5 inches (60 cm)
Overall Length with Drag Kit	69.5 inches (176.5 cm)
Overall Width	60.5 inches (154 cm)
Overall Width with Brush Kit	75.5 inches (192 cm)
Overall Width with Drag Kit	73 inches (185 cm)
Weight	315 lbs (143 kgs)
Weight of Brush Kit	45 lbs (20.5 kgs)
Weight of Drag Kit with Steel Drag	137 lbs (62 kgs)
Weight of Steel Drag	86 lbs (39 kgs)
Weight of Drag Kit with Coco Mat Drag	135 lbs (61 kgs)
Weight of Coco Mat Drag	84 lbs (38 kgs)
Roller Diameter	7 inches (18 cm)
Number of Spikes	28

## Optional Accessories

Hydraulic Top Link	70.4038
Groomer Brush Kit	70.8156
Groomer Drag Kit (Steel and Coco Mat)	70.8154
Suitcase Weight	47.0115

All specifications subject to change without notice or obligation  
 \*Tractor must be equipped with 3-point hitch



Ventrac is your solution to ballpark management, capable of handling everything from daily tasks to seasonal jobs. Reduce the amount of time and equipment needed to maintain your ballpark while improving the end results.

## STANDARD FEATURES

- Mount with Category One 3-Point Hitch\*
- Leveling Bar carries and distributes material to fill in low areas
- Roller packs down the dirt to give the field consistent play and bounce
- Spike Bar opens up a wet field surface to accelerate the drying process

## Optional Accessories

- Optional brush kit for finishing a dry field
- Optional drag kit with both steel and coco mat drags for finishing a field under varying conditions
- Add up to 6 Suitcase Weights to help pack the field and minimize surface ripples
- Hydraulic Top Link

TRACTOR COMPATIBILITY KEY:

3400	4500
------	------







**VENTRAC**



# MK960

WIDE AREA MOWER



- Drastically reduce mowing times
- Perfect for athletic fields and campuses
- 4" Full width striping roller
- Largest Ventrac mower
- Smooth underside shell
- Tool-free dual lever height adjust



## WIDE AREA MOWER

Model	MK960
Stock Code	39.55155
Cut Width	95" (241 cm)
Discharge	Rear
Cut Height	1"-5" (25-127 mm)
Deck Construction	High Strength Steel
Anti-Scalp Rollers	3 Front
Length	61" (155 cm)
Height	19.5" (49.5 cm)
Overall Width	96" (244 cm)
Weight	580 lbs (263 kg)

All specifications subject to change without notice or obligation



The MK960 Wide Area Mower is made to tackle large scale jobs in a fraction of the time. With a 95" cutting width this will be the most productive mower in your fleet. Able to mow a soccer field in 15 minutes 22 seconds, the Wide Area Mower is perfect for anyone mowing athletic fields, large acreage campuses and estates. Cutting the time it takes to mow means reducing labor costs, improving efficiencies and having more time to dedicate on other jobs.

### Standard Features:

- 4" Full width striping roller
- Five 20" mower blades (all identical and right hand direction)
- Tool-free dual lever height adjust
- Underside of deck features smooth shell for minimal build up
- Manual flip up

### Optional Accessories:

- Hydraulic flip-up kit
- Flat-free wheels
- High lift blades

TRACTOR COMPATIBILITY KEY:







# Pricing Quote

Quote #: 54749-21133

Date Quoted: May 13, 2021

Quote Expires: July 31, 2021

## Prepared For:

Bert Stratemann  
City of San Marcos

## Prepared By:

Austin Turf & Tractor - Marble Falls  
Charlie Thames  
809 Steve Hawkins Pkwy  
Marble Falls, TX 78654  
Phone: 8306378546

Thank you for the opportunity to quote the following Ventrac product(s) for your review. I have added the items that we feel would best serve your needs. Please feel free to contact me with any questions.

QTY	Model #	Description	MSRP	Buyboard	Total
1	4500P (39.51207)	Ventrac Tractor: KN, 4500P Kawasaki FD851D <i>Included Standard: Weight Transfer, SDLA Hand Controls, 4 Rear Weights, Front Fenders, Foot Pegs</i>	23,550.00	20,628.00	20,628.00
1	70.4100-99	Accessory: THREE-POINT HITCH KN, Opt. 3 Point Hitch Factory	1,950.00	1,710.00	1,710.00
1	70.4154-99	Accessory: Kit, Suspension Seat 4500	565.00	495.00	495.00
1	70.0098	Accessory: CANOPY Kit, Canopy Option	615.00	540.00	540.00
1	70.4038	Accessory: HYDRAULIC TOP LINK Kit, Top Link Cylinder	295.00	256.50	256.50
1	70.4067	Accessory: DUAL WHEEL KIT Kit, Duals Field Trax	1,325.00	1,138.50	1,138.50
1	70.4104	Accessory: 12-VOLT SWITCH/CONTROL-FRONT Kit, 12V Front 4500	275.00	238.50	238.50
1	70.4137	Accessory: MID-WEIGHT BAR KIT Kit, Weight Bar Mid 4500	270.00	234.00	234.00
4	47.0115	Accessory: ADDITIONAL WEIGHTS Weight, Suitcase - 42 LBS w/Box	98.00	85.50	342.00
1	DR540 (39.55285)	Attachment: BALLPARK GROOMER DR, DR540 Groomer	2,275.00	1,993.50	1,993.50
1	70.8154	Accessory: GROOMER DRAG KIT Kit, Groomer Drag	2,115.00	1,849.50	1,849.50
4	47.0115	Accessory: ADDITIONAL WEIGHTS Weight, Suitcase - 42 LBS w/Box	98.00	85.50	342.00
1	DG550 (39.55280)	Attachment: BALLPARK RENOVATOR DG, DG550 Renovator	2,540.00	2,227.50	2,227.50
1	MK960 (39.55155)	Attachment: MOWERS - WIDE AREA MK, MK960 Wide Area Mower	7,130.00	6,246.00	6,246.00
1	70.8203	Accessory: Kit, Hydraulic Flip Up MK	460.00	405.00	405.00
Subtotal					38,646.00

<b>CHARGES</b>	
Freight	+1,500.00
Setup Charges	+1,400.00
<hr/>	
TOTAL USD \$	41,546.00

**Notes:**

Buyboard 611-20

SIGNATURE

DATE