



Prepared For:

Bert Stratemann
City of San Marcos

Sold & Serviced by:

Austin Turf & Tractor - Marble Falls
Charlie Thames
809 Steve Hawkins Pkwy
Marble Falls, TX 78654
Phone: 8306378546



STANDARD FEATURES

- Enclosed Muffler
- Pre-Wired Plug & Play Wiring Harness
- Premium Comfort Seat
- Advanced Electronic Instrument Panel
- 6 Function Warning Gauge & Alarm
- Conveniently Located PTO Belt Tensioner
- On-board Diagnostic System
- Sealed Electrical System
- Thermostatically Controlled Oil Cooler
- Battery Disconnect Switch with Circuit Breaker
- Automotive Style Parking Brake
- Universal PTO Switch
- S.D.L.A. Operator Controls
- Weight Transfer System*

* Optional on 4500K, standard on other 4500 Models

Optional Accessories:

- Turf or Bar Tires
- Category 1 3-Point Hitch
- Cold Weather Cab
- Additional Lighting & Signaling Packages
- Electrical Power Outlets
- Digital Slope Indicator
- Dual Wheel or Wheel Extensions for Slope

Visit www.ventrac.com/accessories for full list.

The Ventrac 4500 tractor was built with you in mind. From the advanced electrical system, redesigned frame, more safety and comfort features; the 4500 offers the reliable performance, astounding versatility and comfortable handling you have come to expect.

Like all Ventrac tractors, the 4500 utilizes All Wheel Drive and an articulating chassis with a low center of gravity to provide superior traction, braking, stability, and security on tough terrain and slopes without disturbing turf when turning.

Over 30 Ventrac Mount Attachments

Choose from over 30 professional grade Ventrac Mount attachments to transform your Ventrac into a productivity powerhouse. This incredibly rugged and dependable machine is a wise business investment for golf courses, schools and universities, parks, street maintenance departments, commercial mowing services, contractors, wineries, farms, property management associations, estate owners and anyone needing one machine to do it all.



TRACTOR COMPATIBILITY KEY:



SPECIFICATIONS

Model Comparison

	4500K VANGUARD Big Block	4500P KAWASAKI DFI	4500Y KUBOTA Diesel	4500Z KUBOTA Bi-Fuel Ready
Stock Codes	39.51130	39.51207	39.51209	39.51208
Accessory Kit: Front fenders, foot pegs, 4 rear weights, weight transfer	Optional	Standard	Standard	Standard

Engines

	Vanguard M54	Kawasaki FD851D DFI	Kubota D902	Kubota WG972-GL
Engine	Vanguard M54	Kawasaki FD851D DFI	Kubota D902	Kubota WG972-GL
Max Operating Speed	3600 rpm	3600 rpm	3600 rpm	3600 rpm
Horsepower	31	31	25	32.5
Peak Torque	47 ft lb	47 ft lb	42 ft lb	51 ft lb
Displacement	896cc	824cc	898cc	962cc
Cylinders	2	2	3	3
Engine Oil	Ventrac Full Synthetic 10W30			
Cooling	Air	Liquid	Liquid	Liquid
Fuel Type	Gasoline	Gasoline	Diesel	Gasoline, Propane^
Fuel Capacity	6 gal	6 gal	6 gal	6 gal 2 x 33lb lp tanks^
Fuel Economy^^	1.6 gal/hr	1.2 gal/hr	1.1 gal/hr	1.5 gal/hr (gas) 8.6 lb/hr (lp)^
Slope Rating (continuous/intermittent)	25°/30°	30°/30°	20°/30°	20°/30°
Alternator	50 Amp	30 Amp	60 Amp	60 Amp

Dimensions

Weight with standard hitch	1340 lb (610 kg)	1575 lb (715 kg)	1655 lb (750 kg)	1655 lb (750 kg)
Weight with accessories kit	1565 lb (710 kg)	N/A	N/A	N/A
Weight with 3-point hitch	1660 lb (775 kg) w/ accr kit	1670 lb (760 kg)	1750 lb (795 kg)	1750 lb (795 kg)
Length with standard hitch (ROPS up)	81.5 inches (207 cm)			
Length with 3-point hitch	92 inches (234 cm)			
Length with propane kit	N/A	N/A	N/A	99 inches (252 cm)
Width	48.5 inches (123 cm)			
Width with wheel extensions	54.5 inches (138.5 cm)			
Width with duals	73 inches (185.5 cm)			
Wheelbase (front axle to rear axle)	45 inches (114 cm)			
Height (ROPS up)	68 inches (173 cm)			
Height (ROPS down)	54 inches (137 cm)			
Turning Radius (single tires, standard position)	39 inches (99 cm)			
Turning Radius (position 2)	54 inches (137 cm)			
Turning Radius (position 3)	68 inches (173 cm)			
Oscillation amount (@ wheel)	7.5 inches (19 cm)			
Ground Clearance	5 inches (13 cm)			

^ If equipped with optional Propane Kit for the 4500Z ^^ Fuel Economy tested with HM602 mower for comparison purposes.

Application conditions & attachment will affect fuel economy.

All specifications subject to change without notice or obligation



500 Venture Drive
Orrville, OH 44667
1.866.836.8722

Fax: 330.683.0000
www.ventrac.com
info@ventrac.com

4500 Tractor

TRACTOR COMPATIBILITY KEY:

3400

4500

SPECIFICATIONS (Continued)

APPLIES TO ALL 4500 TRACTORS

Electrical

Battery	475 CCA (Group 51R)
Voltage	12 volts
Battery Disconnect	Standard, with 150A System Circuit Breaker
Fuses	Sealed, Mini Fuse and J-Case styles

Drivetrain

Hydraulic Pump	Sauer Danfoss 15 series pump
Pump Drive	Direct Drive (Double U-Joint Drive-shaft)
Hydraulic Motors	(2) Sauer Danfoss 15 series motors
Transaxles	Peerless 2600 series
Axles	Peerless 40mm (forged) with integrated forged hub
Hydraulic Oil Cooler	Aluminum w/ Thermostatically controlled Electric Fan
Hydraulic Oil Filter (Suction)	25 micron
Hydraulic Oil Filter (Pressurized)	10 micron

Hitch and PTO

Front Hitch	Ventrac Mount System
Electric PTO clutch with Brake	Ogura GT3.5 (250 ft lb)
Rear Hitch	2 inches Receiver
3-Point Hitch	Optional Category 1 3-Point Hitch

Tires

Standard (All Terrain)	22x12-8
Optional Turf	22x11-10
Optional Bar	21x11-8

Travel Speed (F/R)

Low Range	5 mph forward / 4 mph reverse
High Range	10 mph forward / 8 mph reverse

Instruments, Gauges, and Alarm

Gauges	Tachometer, Speedometer, Hour Meter, Engine Temperature (liquid cooled engines only), Fuel Level, Volt Meter
Indicator Lights	Parking Brake, Engine High-Temp [^] , Hydraulic Oil High Temp [^] , Low Voltage [^] , Low Oil Pressure [^]
[^] Activates Audible Alarm	
Switches	Key, PTO, and Lights

Lights

Head Lights	(2) 55W Halogen Lights
Tail Lights	(2) Red LED Lights

Controls

Forward Reverse	S.D.L.A. (Speed, Direction, Lift, and Auxiliary) Handle; Optional Foot Pedal
Attachment Lift	S.D.L.A. (Primary Handle)
Auxiliary Hydraulics	S.D.L.A. (Secondary Handle)
Throttle	Dash Mounted
Front Hitch Lock	Column Mounted (Accessible from Seat)
PTO Belt Tensioner	Front Mounted, Automatic Tension Controlled
Weight Transfer	5 position
High/Low Range	Single Lever, Column Mounted
3 Pt Controls (Optional)	Lift + 2 sets of Auxiliaries
Steering	Power Steering

Other Features

Tool Box	Standard
Cup Holder	Standard
Seat	Deluxe High Back Seat (arm rests and suspension seat optional)

ROPS

Folding ROPS	Standard
Heavy Duty Off-Road Seat Belt	Standard

All specifications subject to change without notice or obligation


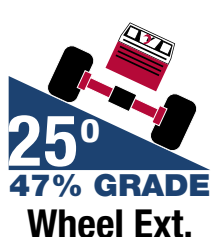


500 Venture Drive
Orrville, OH 44667
1.866.836.8722

Fax: 330.683.0000
www.ventrac.com
info@ventrac.com

SLOPE SPECIFICATIONS

Maximum Slope Rating (any direction)



Max Slope Rating
in any direction


**Single
Tires**

**Wheel
Extensions**

Dual Wheels

4500*	20° (36%)	25° (47%)	30° (58%)
4500Z with Propane	15° (27%)	20° (36%)	25° (47%)
4500 with Cab		10° (18%)	
4500 with Spreader		10° (18%)	

*Attachments, accessories, and tire configuration may reduce the 4500 power unit's maximum angle of operation. Refer to applicable operator manuals for maximum angle of operation of equipment.



Digital Slope Gauge
Recommended for operation on slopes.

ENGINE RATINGS

Model #	4500K	4500P	4500Y	4500Z	
Engine	B&S Vanguard Model 54	Kawasaki FD851D	Kubota D902	Kubota WG972-GL	
Fuel	Gas	Gas (DFI)	Diesel	Gas	Propane**
Max Slope Intermittent Use***	30° (58%)^	30° (58%)	30° (58%)^	30° (58%)^	25° (47%)^
Max Slope Continuous Use***	25° (47%)	30° (58%)	20° (36%)	20° (36%)	20° (36%)

** With Optional Propane Kit for 4500Z

*** For slope operation over 20°, Wheel Extensions are required for up to 25° or Dual Wheels are required for up to 30°

Intermittent Use Defined

^ The engine may operate between 20° and 30° for up to 10 minutes. If 10 minutes is reached, the engine must be returned to 20° or less to assure proper oil lubrication. After returning to 20° or less, the intermittent cycle can be repeated. The 4500P Kawasaki DFI engine is rated for 30° continuous operation and does not have this requirement.

All specifications subject to change without notice or obligation



500 Venture Drive
Orrville, OH 44667
1.866.836.8722

Fax: 330.683.0000
www.ventrac.com
info@ventrac.com



SPECIFICATIONS

Stock Code	70.0098
Length	52 inches (132 cm)
Width	47 inches (119 cm)
Mount Height	70 inches (178 cm)
Weight	70 lbs (31.75 kg)
Shipping Weight	150 lbs (68 kg)

All specifications subject to change without notice or obligation

Operate your Ventrac 4000 series tractor in comfort by adding a canopy. This heavy duty canopy provides protection from the sun and rain without hindering visibility. The canopy can be adjusted up and down to accommodate individual's height.

STANDARD FEATURES

- Heavy-duty reinforced construction
- Can be Tilted
- Allows operator to stay Cool and Dry while operating tractor and attachments
- Provides protection from harmful UV rays



TRACTOR COMPATIBILITY KEY:



500 Venture Drive
Orrville, OH 44667
1.866.836.8722

Fax: 330.683.0000
www.ventrac.com
info@ventrac.com



Shown with Turf Tires

SPECIFICATIONS

Stock Code

All Terrain	70.4067 (1 kit per tractor)
Turf	70.4068 (1 kit per tractor)
Bar	70.4069 (1 kit per tractor)
Weight	80 lbs (36.25 kg) (per axle)
Additional Tractor Width	24 inches (12 inches/tire) (61 cm)

All specifications subject to change without notice or obligation

Note:

- (A) Do NOT use dual wheels when using the Ventrac VERSA-Loader.
- (B) Engine manufacturers' maximum angle of operation is 25° for continuous use (all directions) and 30° intermittent use*. The 4500P Kawasaki DFI is rated for 30° continuous use.
- (C) Do NOT use with Wheel Extensions

* Intermittent use is up to 10 minutes on the slope, then return to level ground before returning to the slope.

Dual Wheels are available for the 4000 series tractors. They are designed to increase stability, traction, and safety on slopes. Dual wheels are also great for reduction of soil compaction on delicate ground. Once the dual hubs have been installed on each wheel, the duals can be quickly mounted and dismounted.*

Duals are recommended for sandy soils or where a broad distribution of tractor weight is desired, including when driving sideways on slopes greater than 20 degrees (not to exceed 30 degrees).

Duals are only one of numerous considerations for safety on slopes; speed, terrain, irregularities, and stopping the unit are other serious factors to consider for safe operation of the tractor.

*Recommended tire pressure for dual wheels can be found in the 4500 operator manual and also on the sticker inside of the hood



Shown with Standard Tires

TRACTOR COMPATIBILITY KEY:



500 Venture Drive
 Orrville, OH 44667
 1.866.836.8722

Fax: 330.683.0000
www.ventrac.com
info@ventrac.com

MK960

WIDE AREA MOWER



- Drastically reduce mowing times
- Perfect for athletic fields and campuses
- 4" Full width striping roller
- Largest Ventrac mower
- Smooth underside shell
- Tool-free dual lever height adjust

WIDE AREA MOWER

Model	MK960
Stock Code	39.55155
Cut Width	95" (241 cm)
Discharge	Rear
Cut Height	1"-5" (25-127 mm)
Deck Construction	High Strength Steel
Anti-Scalp Rollers	3 Front
Length	61" (155 cm)
Height	19.5" (49.5 cm)
Overall Width	96" (244 cm)
Weight	580 lbs (263 kg)

All specifications subject to change without notice or obligation



The MK960 Wide Area Mower is made to tackle large scale jobs in a fraction of the time. With a 95" cutting width this will be the most productive mower in your fleet. Able to mow a soccer field in 15 minutes 22 seconds, the Wide Area Mower is perfect for anyone mowing athletic fields, large acreage campuses and estates. Cutting the time it takes to mow means reducing labor costs, improving efficiencies and having more time to dedicate on other jobs.

Standard Features:

- 4" Full width striping roller
- Five 20" mower blades (all identical and right hand direction)
- Tool-free dual lever height adjust
- Underside of deck features smooth shell for minimal build up
- Manual flip up

Optional Accessories:

- Hydraulic flip-up kit
- Flat-free wheels
- High lift blades

TRACTOR COMPATIBILITY KEY:





Pricing Quote

Quote #: 54748-21133

Date Quoted: May 13, 2021

Quote Expires: July 31, 2021

Prepared For:

Bert Stratemann
City of San Marcos

Prepared By:

Austin Turf & Tractor - Marble Falls
Charlie Thames
809 Steve Hawkins Pkwy
Marble Falls, TX 78654
Phone: 8306378546

Thank you for the opportunity to quote the following Ventrac product(s) for your review. I have added the items that we feel would best serve your needs. Please feel free to contact me with any questions.

QTY	Model #	Description	MSRP	Buyboard	Total
1	4500P (39.51207)	Ventrac Tractor: KN, 4500P Kawasaki FD851D <i>Included Standard: Weight Transfer, SDLA Hand Controls, 4 Rear Weights, Front Fenders, Foot Pegs</i>	23,550.00	20,628.00	20,628.00
1	70.4154-99	Accessory: Kit, Suspension Seat 4500	565.00	495.00	495.00
1	70.0098	Accessory: CANOPY Kit, Canopy Option	615.00	540.00	540.00
1	70.4067	Accessory: DUAL WHEEL KIT Kit, Duals Field Trax	1,325.00	1,138.50	1,138.50
1	70.4140	Accessory: DIGITAL SLOPE GAUGE Kit, Slope Indicator	365.00	319.50	319.50
1	70.4109	Accessory: HYDRAULIC FRONT DUAL VALVE, KIT FOR 4500 Kit, Dual Front HYD Aux 4500	435.00	378.00	378.00
1	MK960 (39.55155)	Attachment: MOWERS - WIDE AREA MK, MK960 Wide Area Mower	7,130.00	6,246.00	6,246.00
1	70.8203	Accessory: Kit, Hydraulic Flip Up MK	460.00	405.00	405.00

Subtotal 30,150.00

CHARGES

Setup Charges +1,250.00

Freight +900.00

TOTAL USD \$ 32,300.00

Notes:

Buyboard 611-20

SIGNATURE

DATE