

50 YEARS OF SERVICE

Capital Area Council of Governments

1970-2020

Presentation to San Marcos City Council



What is a “COG”?



- Councils of Government – 24 in Texas; 530 in U.S.
- Texas Regional Planning Act prompted adoption of Ch 391 of Local Government Code
- Capital Area Planning Council (CAPCO) created in 1970 to serve 9-county region
- Original Executive Committee was 15 members:
 - 9 city officials, 4 county officials, 2 citizen reps
- CAPCO became CAPCOG in August 2004

What is a “COG”?



Executive Committee periodically reviews our mission

- 1998 Informal survey

- 2008 Facilitated workshop

Membership, dues, priorities, regional issues?

- 2019 June Workshop looked at four issues:

Mission Statement

Resiliency

Future Regional Issues

New Activities at CAPCOG

What is a “COG”?



RPCs statutory directive:

“...to make studies and plans to guide the unified, far-reaching development of a region, eliminate duplication, and promote economic and efficiency in the coordinated development of the region.”

- ✓ Efficiency
- ✓ Effectiveness
- ✓ Delivery of service
- ✓ Local control



What do COGs do?



24 COGs in Texas share core programs:

- ✓ Emergency communications/9-1-1
- ✓ Area Agency on Aging
- ✓ Solid Waste Planning/Funding
- ✓ Criminal Justice Planning/Funding
- ✓ Homeland Security Planning/Funding
- ✓ Economic Development Districts

9-1-1 Call Taking and Dispatching



CAPCOG Today...



Emergency Communications

- CAPCOG was dedicated as the nation's first COG that is also an Emergency Communications District
- Budget derived from 9-1-1 fees paid by phone customers
- Redundant dedicated network to 31 Public Safety Answering Points for 9-1-1 call delivery
- Call taking equipment and recording equipment, GIS mapping, language line, pre-arrival care
- Training call takers for TCOLE licensing, continuing education & call management
- Public education
- *Budget \$18 million – 88% for equip main, networks, 911 services*

Services for Seniors, Caregivers



Area Agency on Aging (AAA) and Aging Disability Resource Center (ADRC)

- Information, Referral & Assistance
- Care Coordination & Support – benefits counseling, in-home support, financial support, caregiver
- Ombudsman – client advocacy at assisted living facilities & nursing homes
- Contractual – senior centers, meals, transportation
- Outreach – Health & Wellness, Safety, Nutrition, Housing

Budget \$6.8 million & 28 staff

Hurricanes and Floods, Fires, Pandemic



Homeland Security – *Budget \$350K plus project budgets*

- *Coordinates regional approach to funding, planning, training, outreach via committees:*

Planning

Training & Outreach

Technology


Recovery & Resiliency

Response

Public Health & Education

- *Manages regional notification system WarnCentralTx.com and WebEOC.*
- *Works primarily through Emergency Management Coordinators*

Planning and Funding



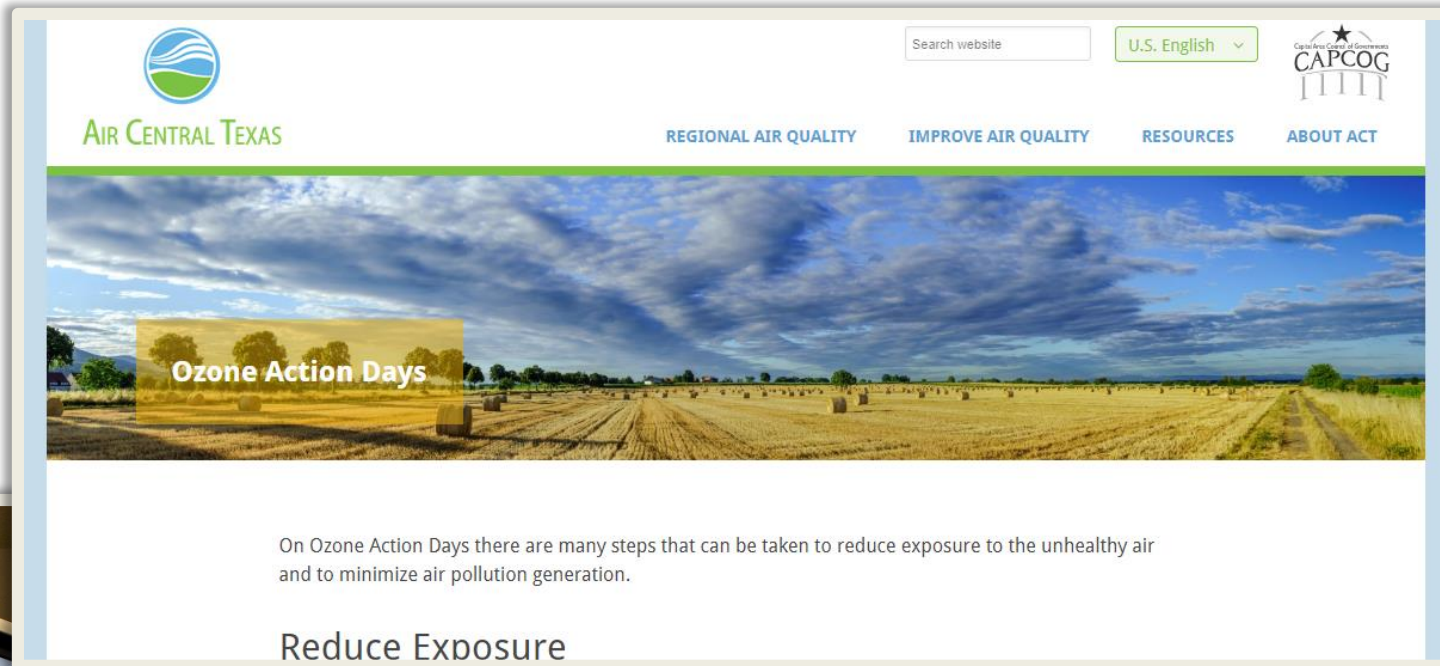
CAPCOG Today...



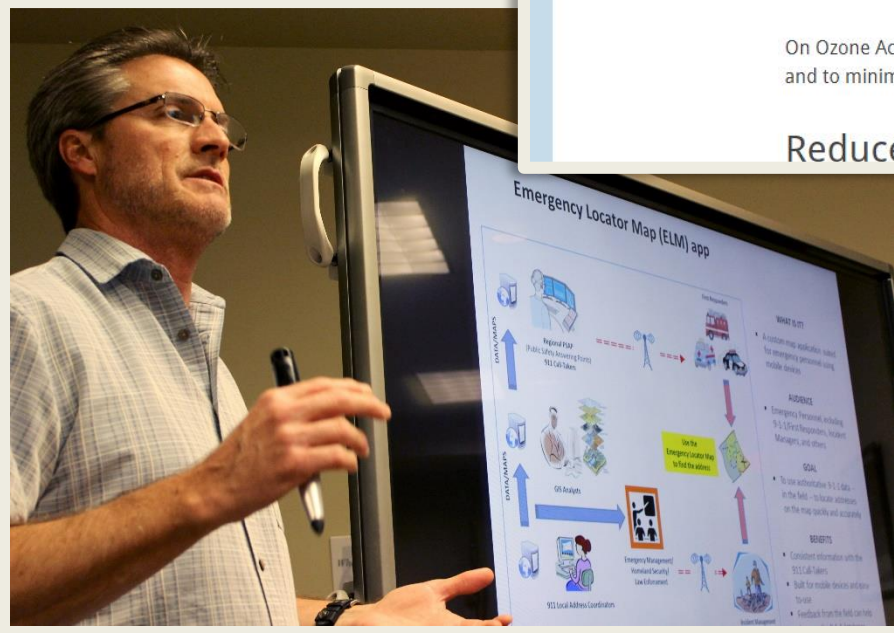
Community and Economic Development Budget (3.5 FTE)

- Solid Waste Planning & Projects \$ 323,836
- Criminal Justice Planning 147,157
- Transportation Planning 70,000
- Economic Development Planning 140,000
- EDA Disaster & Resiliency 43,000
- Community Planning 46,000
- Grant Management/Contractual 50,000
- Housing Navigator 18,000
- Regional Transit Coordination 35,000
- CDBG Outreach 5,614

Regional Planning, Project Development



The screenshot shows the homepage of the Air Central Texas website. At the top, there is a search bar, a language dropdown set to "U.S. English", and the CAPCOG logo. The main navigation menu includes "REGIONAL AIR QUALITY", "IMPROVE AIR QUALITY", "RESOURCES", and "ABOUT ACT". The hero image is a landscape of a harvested field under a blue sky with scattered clouds. A semi-transparent yellow box in the center of the image contains the text "Ozone Action Days". Below the image, a paragraph states: "On Ozone Action Days there are many steps that can be taken to reduce exposure to the unhealthy air and to minimize air pollution generation." At the bottom of the section, the text "Reduce Exposure" is displayed.



CAPCOG Today...



Regional Planning & Services

- Air Quality \$ 430,000
- GIS Services & 9-1-1 Mapping 394,000
County contracts for GIS 911
- Regional Planning & Projects 30,000
Broadband
Water

Law Enforcement Training & Retraining



CAPCOG Today...



Regional Law Enforcement Academy (RLEA)

- Basic Peace Officer Courses (BPOCs)
- Jailer certification courses
- TCOLE-Mandated Inservice courses
- Use of force simulator
- TDA Gas pump skimmer project

Canine encounters Crime scene investigation

Environmental law Crisis intervention

Cyberstalking Basic Instructors

Budget \$477K and 3FTEs (Tuition generate 30% of budget)

CAPCOG does Planning...



- Area Agency on Aging Area Plan
- Austin-Round Rock-Georgetown Regional Air Quality Plan 2019-2023
- Regional Solid Waste Management Plan
- Criminal Justice Plan and Priorities
- Homeland Security's Threat and Hazard Identification and Risk Assessment (THIRA)
- Emergency Communications Strategic Plan
- Regional (CEDS) Economic Development Plan

CAPCOG Today...



Total budget:	\$32,458,078
Specific deliverables	\$29,138,248
Allocated costs	\$3,173,730
Flexible	\$146,000
FTEs 68	

CAPCOG going Forward...



- ✓ Shared services survey – 18 responses out of 222 sent
HR support, GIS and flooding mapping, debris management
- ✓ Collaboration with CAMPO
Regional transit coordination planning
Traffic incident management policies
Commute Solutions support
- ✓ Economic development funding, grant application support, and administration
- ✓ NextGen 9-1-1

Ten-county Service Area; State of Texas Planning Region 12



CAPCOG Governance



- General Assembly: membership includes ISDs, EDCs, chambers, co-ops, special districts, local governments.
- Duties: budget, bylaws, policy issues, governing body.
- General Assembly picks Nominating Committee to develop slate of elected officials for Executive Committee – Sept-Oct.
- General Assembly elects Executive Committee every December
- Executive Committee serves Jan-Dec
 - 25 city and county elected officials
 - 4 state legislators

CAPCOG Executive Committee



Chair
Mayor
Jane Hughson
City of San Marcos

First Vice Chair
Judge
Paul Pape
Bastrop County

Second Vice Chair
Mayor
Brandt Rydell
City of Taylor

Secretary
Judge
James Oakley
Burnet County

Parliamentarian
Judge
Ron Cunningham
Llano County

Immediate Past Chair
Commissioner
Gerald Daugherty
Travis County

Council Member
Matthew Baker
City of Round Rock

Commissioner
Russ Boles
Williamson County

Judge
Brett Bray
Blanco County

Mayor
Sandy Cox
City of Lakeway

Commissioner
Joe Don Dockery
Burnet County

Council Member
Jimmy Flannigan
City of Austin

Council Member
William Gordon
City of Smithville

Council Member
Michael Guevara
City of Cedar Park

Judge
Hoppy Haden
Caldwell County

Council Member
Mike Heath
City of Pflugerville

Commissioner
Debbie Ingalsbe
Hays County

Commissioner
Cynthia Long
Williamson County

Mayor Pro Tem
Lyle Nelson
City of Bastrop

Commissioner
Maurice Pitts
Lee County

Council Member
Christine Sederquist
City of Leander

Commissioner
Brigid Shea
Travis County

Judge
Joe Weber
Fayette County

Mayor
Lew White
City of Lockhart

Council Member
Andrea Willott
City of Bee Cave

State
Representative
John Bucy III

State
Representative
John Cyrier

State
Representative
Celia Israel

State
Representative
Terry Wilson

Membership Slots

<i>Counties</i>	<i>11</i>
<i>Cities: Austin</i>	<i>1</i>
<i>Cities > 50,000</i>	<i>1</i>
<i>Cities > 25,000</i>	<i>4</i>
<i>Cities < 25,000</i>	<i>5</i>
<i>At Large</i>	<i>3</i>

Thank You



Capital Area Council of Governments

www.capcog.org

Betty Voights, Executive Director

bvoights@capcog.org

512-916-6008