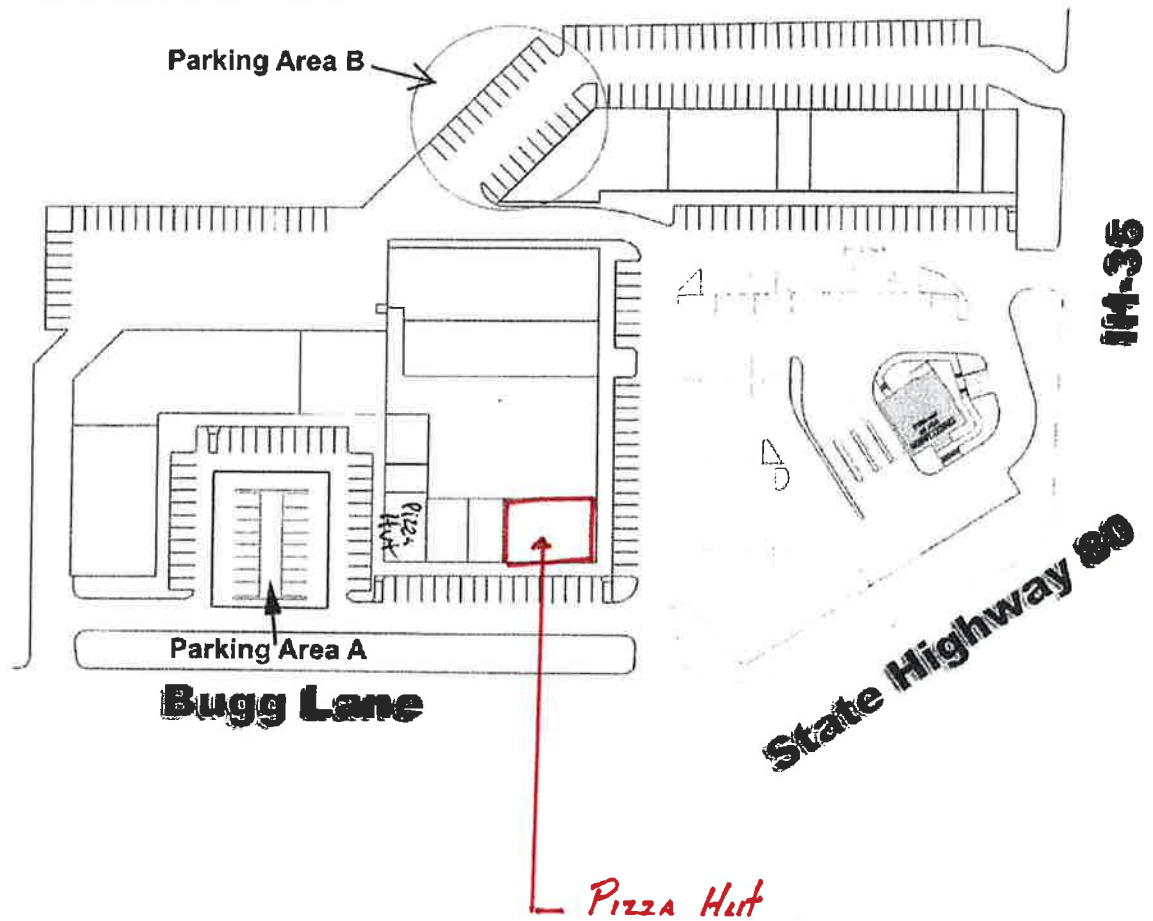
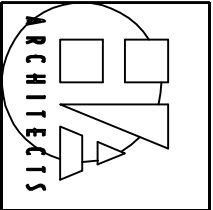


Exhibit "B"
Site Plan

San Marcos Place
San Marcos, Texas

Employee Parking





HANNEY & ASSOCIATES, ARCHITECTS
1726 South Hillside, Wichita, Kansas, 67211
Phone (316) 683-8986
Fax (316) 684-1444

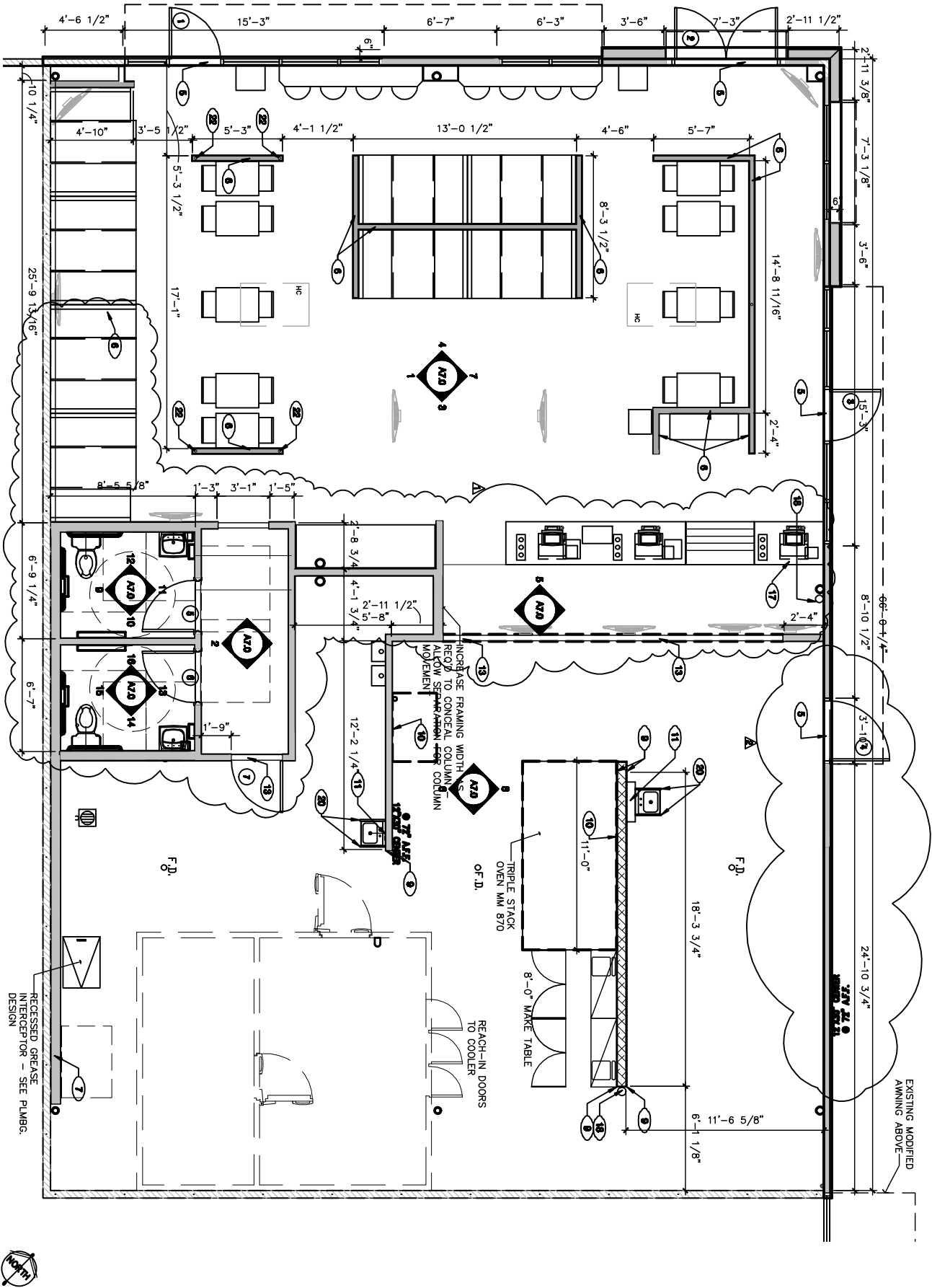
[illegible]

Ben Marcos TX.



**FLOOR
PLAN**

A1.0



FLOOR PLAN 10-15

- | | | | | | |
|--|--|--|--|--|--|
| <p>AMERISOL®
 A. ALL INTERIORS ARE TO HAVE OF BRASS/ALU. REFER TO FURNISHING PLAN FOR FINISH
 B. COLOUR OF INTERIORS TO BE COORDINATED WITH EXTERIOR, REFER TO CLADDING SPECIFICATIONS
 C. ALL INTERIORS TO HAVE A MINIMUM OF 10% REFLECTANCE
 D. ALL INTERIORS TO HAVE A MINIMUM OF 10% REFLECTANCE
 E. ALL INTERIORS TO HAVE A MINIMUM OF 10% REFLECTANCE
 F. ALL INTERIORS TO HAVE A MINIMUM OF 10% REFLECTANCE
 G. ALL INTERIORS TO HAVE A MINIMUM OF 10% REFLECTANCE
 H. ALL INTERIORS TO HAVE A MINIMUM OF 10% REFLECTANCE
 I. ALL INTERIORS TO HAVE A MINIMUM OF 10% REFLECTANCE
 J. ALL INTERIORS TO HAVE A MINIMUM OF 10% REFLECTANCE
 K. ALL INTERIORS TO HAVE A MINIMUM OF 10% REFLECTANCE
 L. ALL INTERIORS TO HAVE A MINIMUM OF 10% REFLECTANCE
 M. ALL INTERIORS TO HAVE A MINIMUM OF 10% REFLECTANCE
 N. ALL INTERIORS TO HAVE A MINIMUM OF 10% REFLECTANCE
 O. ALL INTERIORS TO HAVE A MINIMUM OF 10% REFLECTANCE
 P. ALL INTERIORS TO HAVE A MINIMUM OF 10% REFLECTANCE
 Q. ALL INTERIORS TO HAVE A MINIMUM OF 10% REFLECTANCE
 R. ALL INTERIORS TO HAVE A MINIMUM OF 10% REFLECTANCE
 S. ALL INTERIORS TO HAVE A MINIMUM OF 10% REFLECTANCE
 T. ALL INTERIORS TO HAVE A MINIMUM OF 10% REFLECTANCE
 U. ALL INTERIORS TO HAVE A MINIMUM OF 10% REFLECTANCE
 V. ALL INTERIORS TO HAVE A MINIMUM OF 10% REFLECTANCE
 W. ALL INTERIORS TO HAVE A MINIMUM OF 10% REFLECTANCE
 X. ALL INTERIORS TO HAVE A MINIMUM OF 10% REFLECTANCE
 Y. ALL INTERIORS TO HAVE A MINIMUM OF 10% REFLECTANCE
 Z. ALL INTERIORS TO HAVE A MINIMUM OF 10% REFLECTANCE</p> | | <p>1. REMOVABLE MILLION AT ENTRY DOOR.
 2. POE BOLLARD, COORDINATE W/ COOL.
 3. GATE, INFL. DOWNPOUR. SEE DET. B.E.T. SFT. M.I.
 4. ELECTRICAL MAIN SWITCH BOARD. REFER TO ELEC. DWGS.
 5. METAL THRESHOLD. REFER TO DOOR SCHEDULE CH. 4.0.4.
 6. LOW WALL. SEE DETAIL 7/19A.0.
 7. ELEC. PANELS IN WALL. REFER TO ELEC. DWGS.
 8. IF ALUMINUM COLUMN IN CEILING, SEE AS REQUIRED.
 9. AS CORRED BLIND WALL, USE TYP. ALL CORNERS IN BACK OF HOUSE FROM REAR
 10. WALL TO THE KITCHEN SIDE OF THE SERVICE COUNTER. SEE DETAIL 2/29A.0.
 11. HOOD WALL. SEE WALL LEGEND.
 12. IF PL. WOOD BLOOMING BEHIND WALL MOUNTED HAND SINK.
 13. MILLWORK PROVIDED BY PH.
 14. LINE OF FLOOR FINISH CHANGE. SEE DETAIL 4/19A.0.
 15. FACTORY FLOOR FINISH (GALV. STY) W/ INTEGRAL COKE BASE.
 16. STAINLESS STEEL BASE SUPPLIED BY WALL IN FL.
 17. PROVIDE FLOOR TILE INSIDE WALK-IN COOLER AND DRY STORAGE SECTION.</p> | | <p>17. PORCELAIN TILE PLATFORM AT SAFE LOCATION. SEE DETAIL 1/19A.0
 18. FIRE EXTINGUISHER PER LOCAL CODES TO BE FINISHED AND INSTALLED BY CONTRACTOR. CENTRAL LOCATION WITH FIRE MARCHAL P.E. TO BE 2A TYPE IN PUBLIC SPACES AND A TYPE 1C IN THE KITCHEN AREA
 19. COOL FILL BOX LOCATION
 20. SP. LASH GLASS, RE. 1/29A.0.
 21. INSTANTaneous WATER HEATERS MOUNTED ABOVE CEILING.
 22. STEEL PIPE FOR LOW WALL SUPPORT. SEE DETAIL 7/19A.0
 23. INSTALL CARPET OVER EXISTING CONCRETE THROUGHOUT DINING AREA</p> | |
|--|--|--|--|--|--|

- NOT USED**
- EXTENSION BEAM WALL:**
- EXISTING CONSTRUCTION:**
- TYPICAL EXTENSION WALL:**
- TYPICAL INTERIOR WALL:**
- 6" REIN. STUDS AT 16" O.C. W/ 1/2" TYPE X GYP. BO. SUBSTRATE U.O.N. USE MOISTURE RESISTANT GYP. BO. BEHIND ALL CERAMIC WALL TILE U.O.N.
- INTERIOR SOUND-RATED WALL:**
- CONSTRUCTION TYPICAL INTERIOR WALL W/ 2-1/2" UNFACED FIBERGLASS BATT INSULATION.

WALT DISNEY

FLOOR PLAN NOTES

KEY NOTES