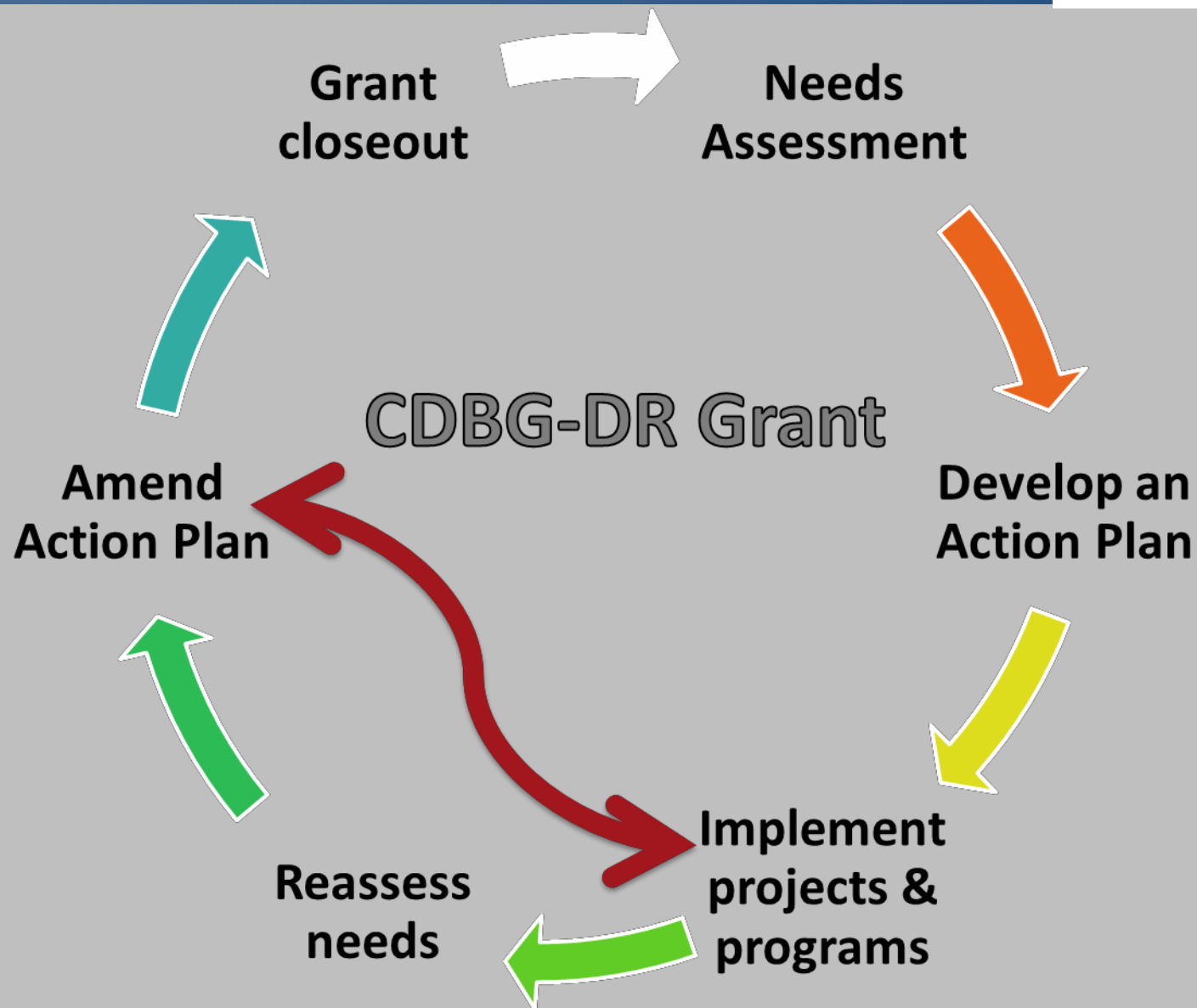


# CDBG-DR Needs Assessment Workshop

Presented to San Marcos City Council  
July 25, 2016

Marisa Mason, Project Manager  
Lael Holton, AICP, Planning Manager

# The “Big Picture”

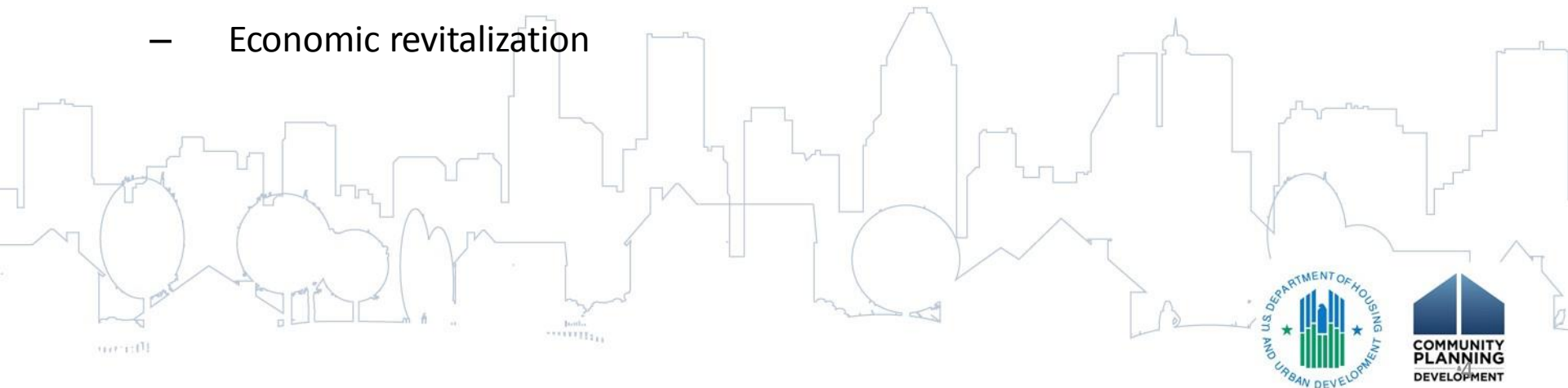


# Assess recovery needs post-disaster



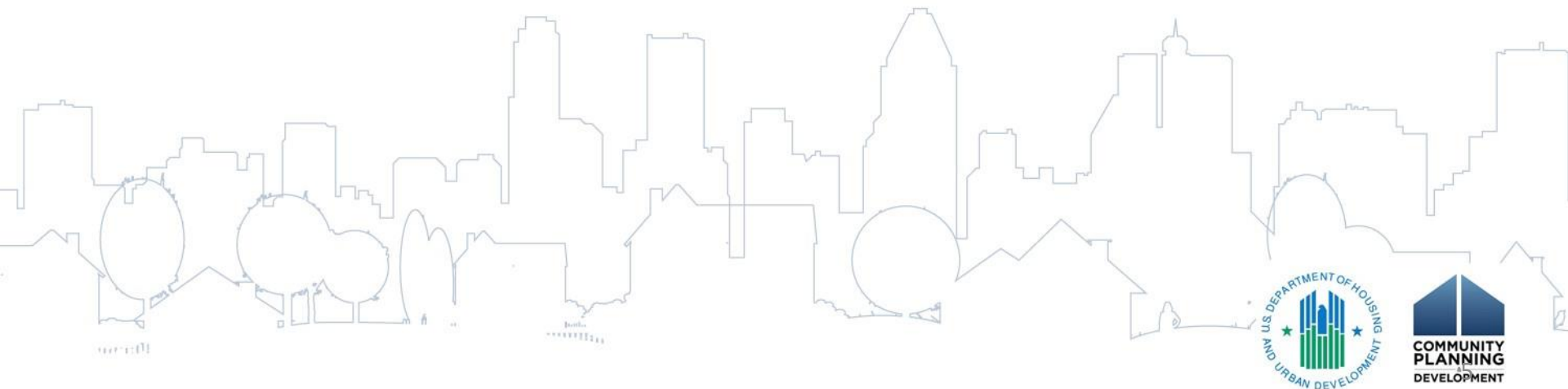
# Needs Assessment – Disaster Impact

- Evaluation of disaster-related impacts
- Use the best available data
- At a minimum, must evaluate three core aspects of recovery:
  - Housing
  - Infrastructure
  - Economic revitalization




# Needs Assessment – Resources Available

- Assess other assistance available, or likely to be available
  - FEMA funds available for public infrastructure
  - Insurance funds available for homeowner rehabilitation



# Unmet Needs & Funding Priorities

- Disaster recovery resources are scarce
- Use CDBG-DR to meet critical, unaddressed needs
- Illustrate the connection between the recovery needs and funding allocation
  - These do not have to align/match
  - Must include reasoning for funding allocations



# Federal Register Requirements

- 70% Rule: 70% of funds **MUST** serve Low, Moderate Income (LMI) populations
- BFE Rule: ANY Substantially or Severely Damaged unit receiving CDBG-DR funds **MUST** be elevated to 2 Feet **OVER** the Base Flood Elevation when all construction is complete
- Disaster Rule: Use of funds for any project **MUST** be attributable to the two floods



# Develop a CDBG-DR Action Plan





# CDBG-DR Action Plan

Plan to address unmet recovery needs through activities that:

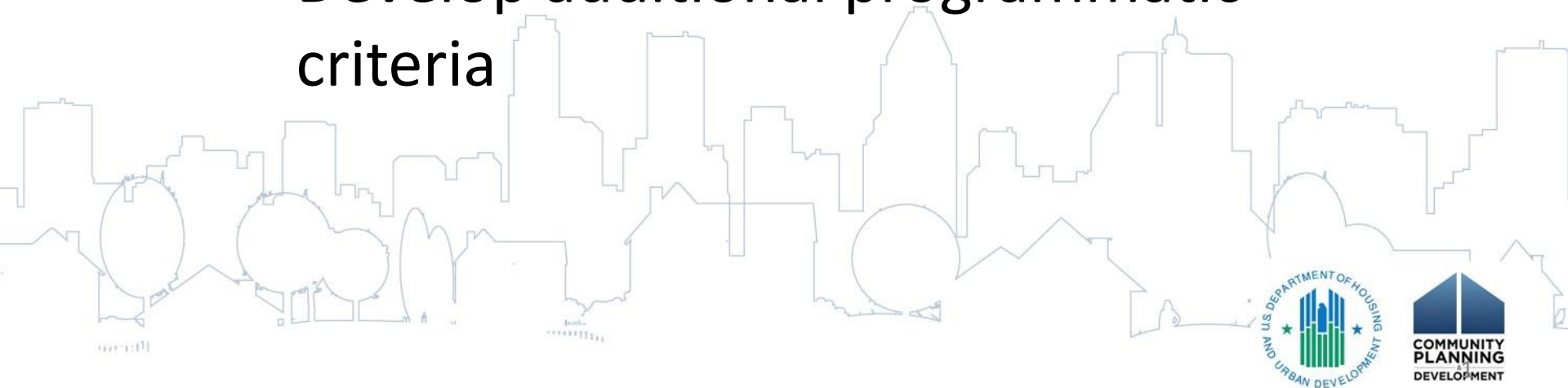
- Are CDBG eligible (or received a waiver),
- Meet CDBG national objective
  - Serve Low to Moderate Income
  - Address Urgent Need
  - Alleviate Slum and Blight
- Address direct or indirect impact of disaster



# Establish Program Criteria

## Within the Action Plan:

- Determine eligibility thresholds;
- Determine cost maximums;
- Determine methods of disbursement and;
- Develop additional programmatic criteria



# Public Participation

## Public Participation plan:

- Create a Website
- Engage the public with surveys
- Public meetings/briefings
- Include public participation plan in Action Plan for HUD
- Action Plan on review for 2 weeks
- Any comments addressed before sending to HUD



# Public Participation

## Meetings Held to Date

- April 12, 2016 – First Town Hall/Public Meeting
- April 16, 2016 – Second Town Hall/Public Meeting
- June 22, 2016 – First CDBG-DR Needs Assessment Taskforce Meeting
- July 6, 2016 – Third Town Hall/Public Meeting
- July 7, 2016 – Second CDBG-DR Needs Assessment Taskforce Meeting

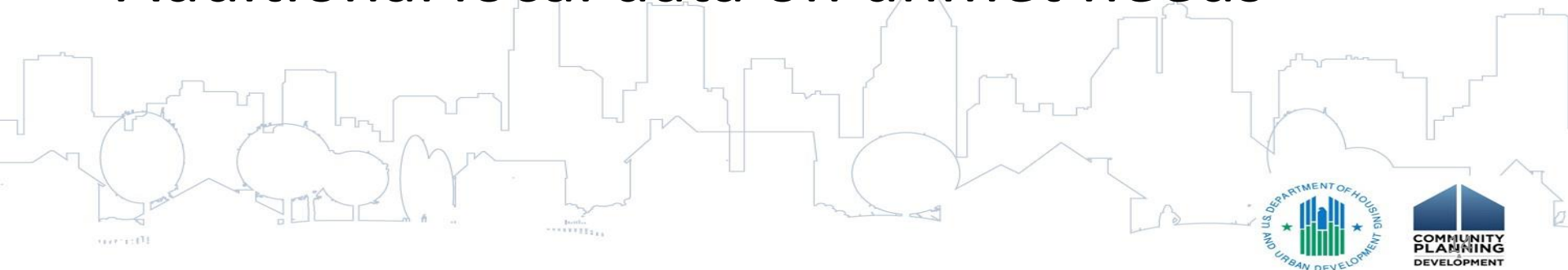


# Implement CDBG-DR Action Plan



# Evolving Recovery Needs

- Disaster recovery needs evolve over time, the needs assessment (and Action Plan) may need to be updated periodically
- Contact FEMA/SBA for additional unmet housing and business needs data
- Additional local data on unmet needs




# Reassessment of Needs

## Why?

- Changes in unmet needs of communities
- Recovery priorities have shifted over time
- New information as result of citizen participation process

## How do grantees meet these needs?

- Recalibrate existing programs
- Develop new programs or projects



# Action Plan Amendments

- **Non-substantial:**

- HUD acknowledgement but no approval required
- No citizen participation requirements

- **Substantial:**

- Similar process to Initial Action Plan approval
- Require HUD Approval to be effective/before can be implemented
- Citizen participation requirements
- HUD reviews using Substantial Amendment checklist





# Needs Assessment Results

## Reminders

1. High level
2. Estimate, not fact
3. Will not include specific project recommendations
4. Must cover the 3 Categories
5. Can include discussion of Hazard Mitigation needs
6. Will need to be refined as we begin implementation

# Needs Assessment Results

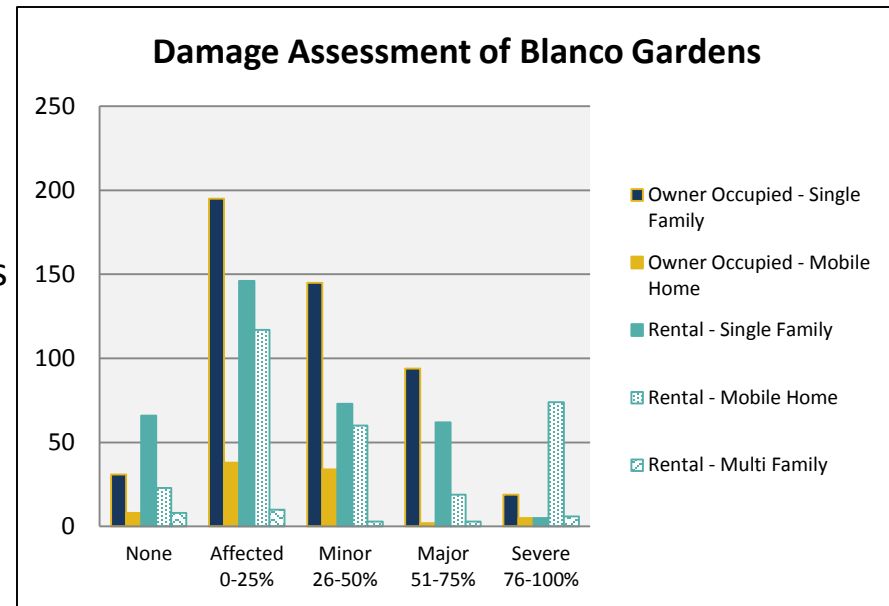
## Housing Results

### 1. Assumptions

- a. Data is still coming in
  - i. FEMA refinements
  - ii. SBA refinements
  - iii. NFIP payouts (number 1 need at this point)

### 2. Funds provided to date

- a. FEMA
- b. SBA
- c. NFIP not known yet, continuously being requested
- d. Volunteer Organizations
- e. Non-profit Organizations



# Needs Assessment Results

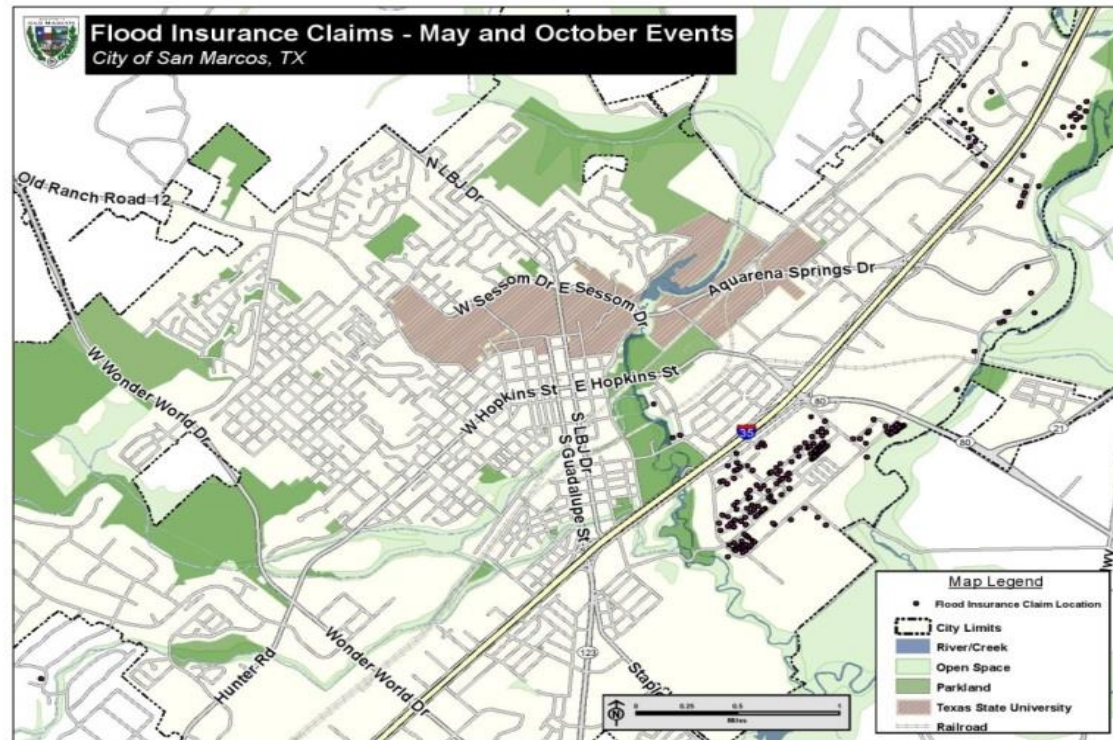
## Housing Results – Unmet Need Summary

Remaining Unmet Housing Need	
Total Need	\$
Cost to repair	\$42,332,928.00
Housing Authority need	\$1,022,000.00
Hazard Mitigation needs *	\$14,900,000.00
Previous Benefits	\$
FEMA IA provided	(\$4,333,990.00)
SBA Loans	(\$3,357,700.00)
NFIP claims **	(\$17,037,400.00)
Other Sources	(\$461,000.00)
<b>Total Unmet Housing Need</b>	<b>\$33,064,838.00</b>

# Needs Assessment Results

## Housing Results

- Numbers may change
- Eligible Activities
  - Repair/rehabilitation
  - Elevation
  - Buyout



# Needs Assessment Results

## Infrastructure Results

### 1. Assumptions

- a. Still unaccounted for damage
- b. Failures exacerbated housing damage

### 2. Data needs

- a. FEMA Project Worksheets and approved damage estimates
- b. Potential projects need to be Engineered and Environmentally Cleared

### 3. Funds provided

- a. FEMA
- b. City Insurance
- c. Other sources



*Photo courtesy of Expressnews.com*

# Needs Assessment Results

## Infrastructure Results – Unmet Need Summary

Summary of Calculable FEMA PA Program Unmet Need			
FEMA Public Assistance Category	Project Cost	FEMA PA	Unmet Need
A - Debris Removal	\$212,323.00	\$159,242.00	\$53,081.00
B - Emergency Protective Measures	\$439,950.00	\$329,962.00	\$109,988.00
C - Road Systems and Bridges	\$1,909,785.00	\$1,432,338.00	\$477,447.00
D - Water Control Facilities	\$572,650.00	\$429,487.00	\$143,163.00
E - Buildings, Contents, and Equipment	\$823,000.00	\$617,250.00	\$205,750.00
F - Utilities	\$1,371,719.00	\$878,789.00	\$492,930.00
G - Parks, Recreation and Other Facilities	\$1,440,400.00	\$1,080,300.00	\$360,100.00
<b>Total</b>	<b>\$6,769,827.00</b>	<b>\$4,927,368.00</b>	<b>\$1,842,459.00</b>

Infrastructure Categories	Additional Hazard Mitigation needs
A - Debris Removal	\$ -
B - Emergency Protective Measures	\$ 150,000.00
C - Road Systems and Bridges	\$ 240,000.00
D - Water Control Facilities	\$ 10,122,752.00
E - Buildings, Contents, and Equipment	\$ 1,760,000.00
F - Utilities	\$ 45,000.00
G - Parks, Recreation and Other Facilities	\$ 100,000.00
Hazard Mitigation	\$ 425,000.00
<b>Total</b>	<b>\$ 12,842,752.00</b>

# Needs Assessment Results

## Infrastructure Results – Unmet Need Summary

Remaining Unmet Infrastructure Need	
Category	Amount
FEMA PA Categories	\$ 1,842,459.00
Hazard Mitigation needs *	\$ 12,842,752.00
Total Unmet Need (Infrastructure)	\$ 14,685,211.00



# Needs Assessment Results

## Infrastructure Results

### 1. Numbers may change

- a. Design and engineering of Projects – implementation activity, NOT done now

### 2. Eligible Activities

- a. Repair of impacted facilities
- b. Resiliency and Hazard Mitigation projects
  - i. Must benefit LMI
  - ii. Must eliminate or reduce chances for repetitive loss
  - iii. Must be located within most impacted areas, or areas that would affect the impacted areas



# Needs Assessment Results

## Economy Results

1. Very low damage and loss across City
2. SBA provided assistance
  - 15 loans, approx \$3.5M
3. Job losses negligible



# Needs Assessment Results

## Hazard Mitigation Activities

1. Refine list of potential projects
2. Need to develop Hazard Mitigation plan
3. Projects will need to ensure:
  - a. Disaster applicability;
  - b. Ability to reduce or eliminate repetitive loss;
  - c. Benefit to LMI population



# Needs Assessment Results

## Summary

Total Unmet Need	
Category	Amount
Housing	\$ 33,064,838.00
Infrastructure	\$ 14,685,211.00
Economic Development	\$ -
Hazard Mitigation (unknown)	\$ -
Total Unmet Need	\$ 47,750,049.00

# Connection to Action Plan

## Recommended breakdown by Category

- **Administration: 5%**
  - **Planning: 15%**
  - **Housing: 50%**
  - **Infrastructure: 30%**
- 
- Hazard Mitigation activities may occur under all Categories
  - Amounts can be changed and amended as actual programs and projects are developed
  - No matter what, 70% of funds MUST benefit LMI

# Connection to Action Plan

1. Eligible activities may be focused under Housing and Infrastructure
2. Hazard Mitigation activities may be cross-cutting
3. Activities most likely to have programs developed:
  - a. Repair/Buyout/Elevation of housing;
  - b. Repair of critical infrastructure; and
  - c. Development of HM and resiliency projects to eliminate repetitive loss

# Schedule and Next Steps

- **August 3** - Public Hearing to authorize the creation of an Action Plan
- **August 19** - Draft Action Plan submitted for Public Comment
- **September 2** - Comment period closed
- **September 6** - Council Workshop to be briefed on Comments and responses
- **September 8** - Submit Action Plan to HUD



# QUESTIONS?