

CITY OF SAN MARCOS

Quarterly Investment Report

AS OF MARCH 31, 2026



M E E D E R

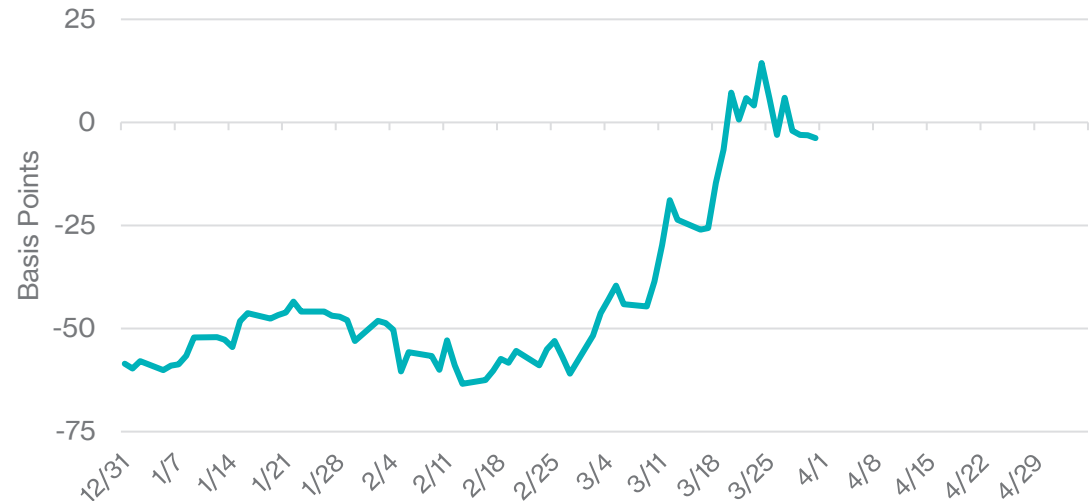
PUBLIC FUNDS

OBSERVATIONS AND EXPECTATIONS

- Interest rates were higher for March, generally due to increases of energy prices
- The Fed Funds futures market has been bouncing around, projecting no 2026 moves
- Economic growth for the fourth quarter of 2026 was revised lower to 0.7% from 1.4%
- Labor market data continue to show there's not much hiring or firing taking place
- The rate of change of inflation has slowed, but cumulative inflation is above average

- During most of February, the Fed Funds futures market was pricing in over two .25% Fed cuts this year.
- At the end of March, futures market data are projecting the Fed to be on hold this year.

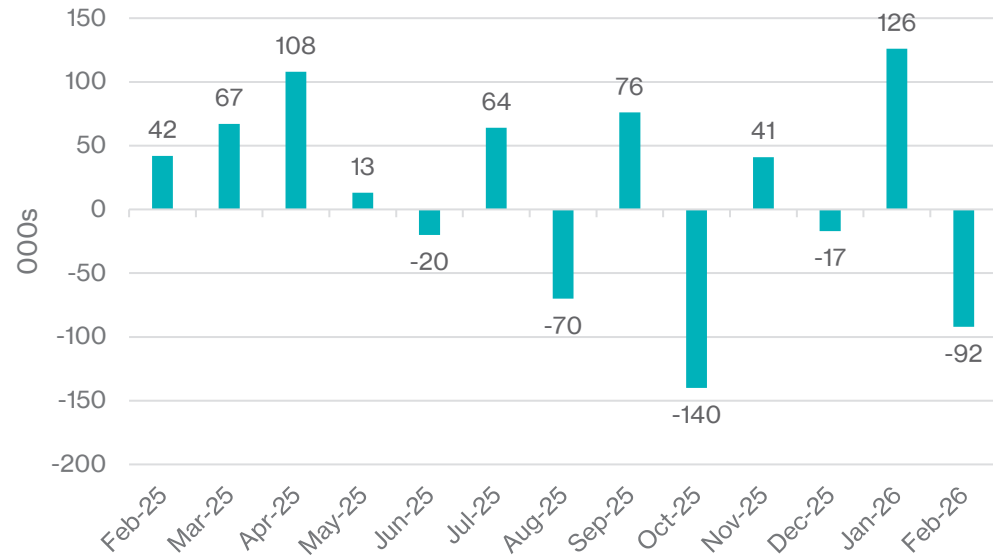
Projected Fed .25% Cuts/Hikes to Dec 2026



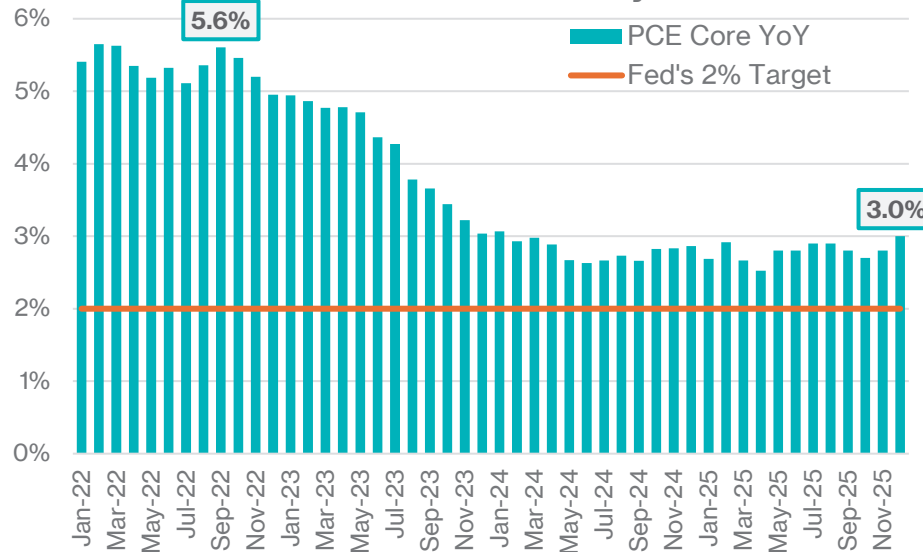
- Monthly nonfarm payrolls have alternated between negative and positive the past nine months.
- This is the highest string of consecutively contrasting job data on record.
- Many analysts and economists have stated we are experiencing a “no hire, no fire” job market.

SOURCE: BLOOMBERG,

Nonfarm Payrolls - MoM Change



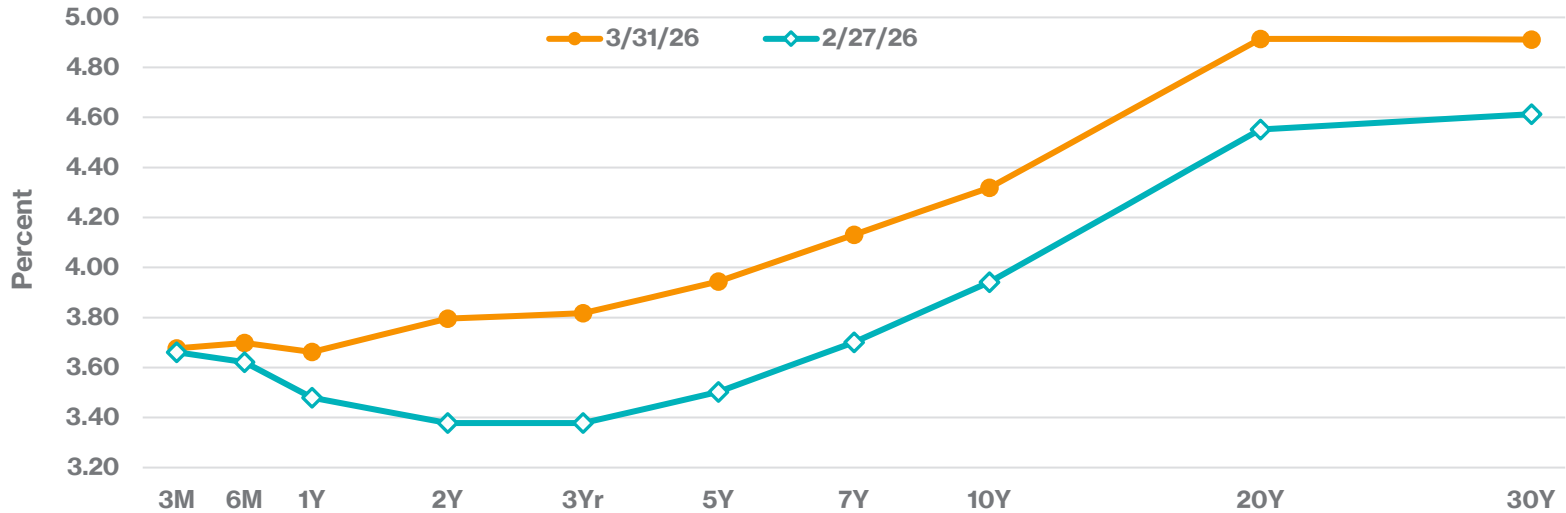
PCE Core Inflation Yoy



- The Consumer Price Index's YoY rate of change has slowed materially since the COVID year highs.
- The five-year cumulative change is up over 26%, which is well above a rolling 5-year average.
- U.S. consumers say their greatest financial concern right now is affordability, due to the accumulated inflation since the pandemic.

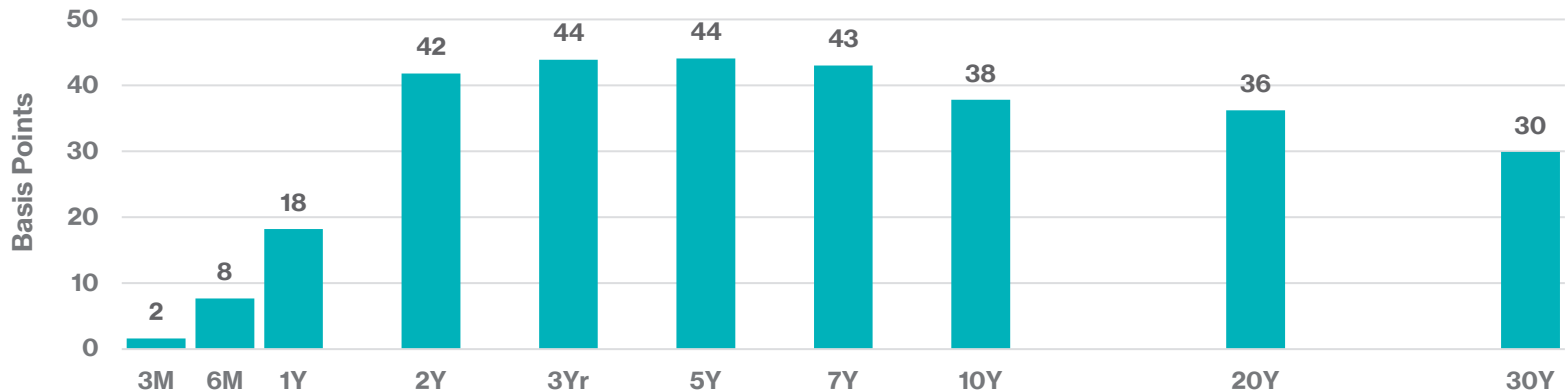
SOURCE: BLOOMBERG, *2026 YOY THROUGH FEB

U.S. Treasury Yield Curve Change



SOURCES: BLOOMBERG

Basis Point Change



SOURCES: BLOOMBERG

Contents

Portfolio Statistics	6
Quarterly Portfolio Summary	7
Quarterly Portfolio Summary By Fund	8
Portfolio Overview	9
Summary by Type	10
Position Statement	12
Cash Reconciliation Report	23
Transaction Statement	26
Amortization Schedule	27
Accrued Interest Schedule	33
Earnings by Fund	40
Projected Cashflows	47
Change in Value	60



Portfolio Statistics

3.78

Weighted Average Yield to Maturity

0.73

Weighted Average Maturity (Years)

0.67

Portfolio Effective Duration (Years)

0.72

Weighted Average Life (Years)

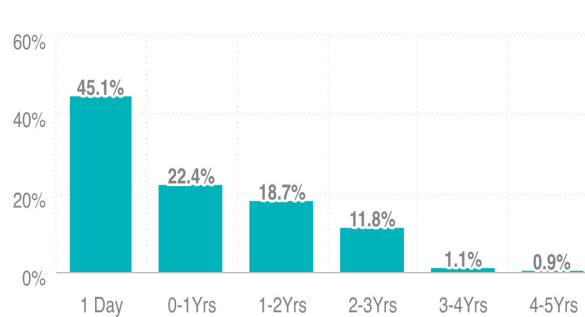
AA+

Average Credit Rating

Portfolio Position

Par Value	\$500,090,224
Principal Cost	\$498,278,232
Book Value	\$499,147,094
Market Value	\$498,326,539
Unrealized Gain/Loss	(\$820,556)
Accrued Interest	\$2,261,697

Maturity Distribution



Sector Allocation



● LGIP	38.99%
● U.S. Treasuries	22.30%
● U.S. Agencies	13.19%
● Commercial Paper	10.18%
● Municipal Bonds	9.22%
● Money Market Funds	6.10%
● Bank Deposits	0.02%

Quarterly Portfolio Summary

This quarterly report is prepared in compliance with the Investment Policy and the Strategy of this entity and the Public Funds Investment Act (Chapter 2256, Texas Government Code).

Portfolio as of December 31, 2025

BEGINNING BOOK VALUE	\$458,463,830.22
BEGINNING MARKET VALUE	\$458,606,614.55
UNREALIZED GAIN/(LOSS)	\$142,784.34
WEIGHTED AVERAGE MATURITY (YEARS)	0.95
WEIGHTED AVERAGE YIELD	3.85

Portfolio as of March 31, 2026

ENDING BOOK VALUE	\$499,147,094.29
ENDING MARKET VALUE	\$498,326,538.75
INVESTMENT INCOME FOR THE PERIOD	\$4,531,899.68
UNREALIZED GAIN/(LOSS)	(\$820,555.54)
CHANGE IN UNREALIZED GAIN/(LOSS)	(\$963,339.88)
WEIGHTED AVERAGE MATURITY (YEARS)	0.73
WEIGHTED AVERAGE YIELD	3.78

Quarterly Portfolio Summary By Fund

PORTFOLIO MARKET VALUE BY FUND	12/31/2025	03/31/2026	CHANGE	INTEREST EARNED
Consolidated Cash	110,036,498.17	142,501,794.48	32,465,296.31	1,224,839.06
Consolidated Cash Reserve	35,206,997.69	35,525,223.00	318,225.31	344,194.64
Enterprise Fund	274,327,603.18	280,889,608.69	6,562,005.50	2,584,515.78
Enterprise Fund Reserve	39,035,515.51	39,409,912.58	374,397.07	378,350.20
TOTAL	458,606,614.55	498,326,538.75	39,719,924.20	4,531,899.68

Portfolio Overview

SECURITY TYPE	PAR VALUE	MARKET VALUE	BOOK VALUE	% OF PORTFOLIO	DAYS TO MATURITY	YIELD
Bank Deposits	96,007.00	96,007.00	96,007.00	0.02%	1	0.00
LGIP	194,288,988.39	194,288,988.39	194,288,988.39	38.99%	1	3.82
Money Market Funds	30,390,228.66	30,390,228.66	30,390,228.66	6.10%	1	3.54
Commercial Paper	51,240,000.00	50,718,440.74	50,718,440.74	10.18%	96	3.96
U.S. Treasuries	111,585,000.00	111,144,587.56	111,686,805.12	22.30%	688	3.55
U.S. Agencies	65,850,000.00	65,730,977.00	65,780,978.26	13.19%	367	4.04
Municipal Bonds	46,640,000.00	45,957,309.39	46,185,646.12	9.22%	603	3.77
TOTAL	500,090,224.05	498,326,538.75	499,147,094.29	100.00%	268	3.78
CASH AND ACCRUED INTEREST						
Purchased Accrued Interest		72,752.64	72,752.64			
TOTAL CASH AND INVESTMENTS	500,090,224.05	498,399,291.39	499,219,846.93		268	3.78
TOTAL EARNINGS						
	CURRENT QUARTER	FISCAL YEAR TO DATE				
	4,531,899.68	9,355,483.39				



Summary by Type

SECURITY TYPE	# OF SECURITIES	PAR VALUE	BOOK VALUE	% OF PORTFOLIO	YIELD	DAYS TO FINAL MATURITY
CONSOLIDATED CASH						
Bank Deposits	1	771.00	771.00	0.00	0.00	1
LGIP	7	70,968,706.16	70,968,706.16	14.18	3.88	1
Money Market Funds	2	8,156,792.90	8,156,792.90	1.63	3.54	1
Commercial Paper	9	12,540,000.00	12,426,153.64	2.48	3.97	85
U.S. Treasuries	14	28,160,000.00	28,158,284.98	5.66	3.59	668
U.S. Agencies	3	15,000,000.00	14,970,565.21	3.02	4.10	174
Municipal Bonds	12	8,131,000.00	7,949,424.42	1.59	3.73	664
TOTAL	48	142,957,270.06	142,630,698.31	28.60	3.83	195
CONSOLIDATED CASH RESERVE						
LGIP	1	4,857,425.03	4,857,425.03	0.97	3.78	1
Money Market Funds	1	500,572.18	500,572.18	0.10	3.55	1
Commercial Paper	4	5,400,000.00	5,344,387.39	1.07	3.95	97
U.S. Treasuries	6	2,740,000.00	2,725,755.34	0.54	3.56	996
U.S. Agencies	6	17,500,000.00	17,505,274.75	3.51	4.02	571
Municipal Bonds	10	4,795,000.00	4,681,753.55	0.94	3.72	864
TOTAL	28	35,792,997.21	35,615,168.24	7.13	3.90	484
ENTERPRISE FUND						
Bank Deposits	1	95,236.00	95,236.00	0.02	0.00	1
LGIP	6	118,462,857.20	118,462,857.20	23.67	3.79	1
Money Market Funds	2	21,280,177.42	21,280,177.42	4.25	3.54	1
Commercial Paper	9	25,800,000.00	25,521,743.66	5.10	3.96	102
U.S. Treasuries	17	74,110,000.00	74,248,216.82	14.91	3.53	655
U.S. Agencies	3	16,000,000.00	15,949,567.07	3.22	4.02	94
Municipal Bonds	17	25,959,000.00	25,797,083.04	5.23	3.84	455
TOTAL	55	281,707,270.62	281,354,881.21	56.37	3.74	229

Summary by Type

SECURITY TYPE	# OF SECURITIES	PAR VALUE	BOOK VALUE	% OF PORTFOLIO	YIELD	DAYS TO FINAL MATURITY
ENTERPRISE FUND RESERVE						
Money Market Funds	1	452,686.16	452,686.16	0.09	3.55	1
Commercial Paper	4	7,500,000.00	7,426,156.05	1.48	3.95	93
U.S. Treasuries	12	6,575,000.00	6,554,547.97	1.31	3.60	1,025
U.S. Agencies	6	17,350,000.00	17,355,571.23	3.48	4.03	578
Municipal Bonds	9	7,755,000.00	7,757,385.12	1.55	3.63	871
TOTAL	32	39,632,686.16	39,546,346.53	7.91	3.86	611
GRAND TOTAL	163	500,090,224.05	499,147,094.29	100.00	3.78	268



Position Statement

CUSIP	DESCRIPTION	TRADE DATE SETTLE DATE	PAR VALUE	PRINCIPAL COST PURCHASED INTEREST	TOTAL COST	YIELD TO MATURITY	MATURITY DATE	DAYS TO MATURITY	MARKET PRICE MARKET VALUE	UNREALIZED GAIN/LOSS BOOK VALUE	% OF MV	MOODY'S S&P RATING
CONSOLIDATED CASH												
BANK DEPOSITS												
WFCHOICE	Wells Fargo - Choice	03/31/2026 03/31/2026	771.00	771.00 0.00	771.00	0.00		1	1.00 771.00	0.00 771.00	0.00	NA NA
BANK DEPOSITS TOTAL			771.00	771.00 0.00	771.00	0.00		1	1.00 771.00	0.00 771.00	0.00	NA
LGIP												
LSCO	Lone Star Invest Pool - Corporate Overnight Fund	03/31/2026 03/31/2026	23,077.15	23,077.15 0.00	23,077.15	3.78		1	1.00 23,077.15	0.00 23,077.15	0.00	AAA
TXRANGE	Texas Range TexasDAI-LY Fund	03/31/2026 03/31/2026	1,758,279.44	1,758,279.44 0.00	1,758,279.44	3.68		1	1.00 1,758,279.44	0.00 1,758,279.44	0.35	AAA
TEXASFIT	Texas Fixed Income Trust Cash Pool	03/31/2026 03/31/2026	54,870,957.58	54,870,957.58 0.00	54,870,957.58	3.91		1	1.00 54,870,957.58	0.00 54,870,957.58	11.01	AAA
TXCLASS	Texas CLASS	03/31/2026 03/31/2026	3,256,316.35	3,256,316.35 0.00	3,256,316.35	3.78		1	1.00 3,256,316.35	0.00 3,256,316.35	0.65	AAA
LOGIC	LOGIC	03/31/2026 03/31/2026	11,022,076.46	11,022,076.46 0.00	11,022,076.46	3.80		1	1.00 11,022,076.46	0.00 11,022,076.46	2.21	AAA
TEXSTAR	TexSTAR	03/31/2026 03/31/2026	31,673.18	31,673.18 0.00	31,673.18	3.66		1	1.00 31,673.18	0.00 31,673.18	0.01	AAA
TEXPOOL	TexPool	03/31/2026 03/31/2026	6,326.00	6,326.00 0.00	6,326.00	3.68		1	1.00 6,326.00	0.00 6,326.00	0.00	AAA
LGIP TOTAL			70,968,706.16	70,968,706.16 0.00	70,968,706.16	3.88		1	1.00 70,968,706.16	0.00 70,968,706.16	14.24	AAA
MONEY MARKET FUNDS												
58510R580	MEEDER:GOVERNMENT MM;Y	03/31/2026 03/31/2026	592,921.77	592,921.77 0.00	592,921.77	3.55		1	1.00 592,921.77	0.00 592,921.77	0.12	AAA AAA
0168MEED	Wells Fargo MM - Sweep	03/31/2026 03/31/2026	7,563,871.13	7,563,871.13 0.00	7,563,871.13	3.54		1	1.00 7,563,871.13	0.00 7,563,871.13	1.52	NA NA
MONEY MARKET FUNDS TOTAL			8,156,792.90	8,156,792.90 0.00	8,156,792.90	3.54		1	1.00 8,156,792.90	0.00 8,156,792.90	1.64	AAA
COMMERCIAL PAPER												
8923A1D73	TOYO CRD PUE RIC 04/07/26	11/03/2025 11/03/2025	1,340,000.00	1,317,787.64 0.00	1,317,787.64	3.91	04/07/2026	7	99.94 1,339,140.17	0.00 1,339,140.17	0.27	P-1 A-1+
22533UDW0	CREDIT AGR NY 04/30/26	10/31/2025 10/31/2025	450,000.00	441,153.62 0.00	441,153.62	3.99	04/30/2026	30	99.69 448,582.62	0.00 448,582.62	0.09	P-1 A-1
62479MDW0	MUFG BANK NY 04/30/26	10/31/2025 10/31/2025	450,000.00	441,108.38 0.00	441,108.38	4.01	04/30/2026	30	99.68 448,575.38	0.00 448,575.38	0.09	P-1 A-1
05970UE46	BANCO SANTANDE 05/04/26	11/03/2025 11/04/2025	1,800,000.00	1,764,524.00 0.00	1,764,524.00	4.00	05/04/2026	34	99.64 1,793,532.00	0.00 1,793,532.00	0.36	P-1 A-1



Position Statement

CUSIP	DESCRIPTION	TRADE DATE SETTLE DATE	PAR VALUE	PRINCIPAL COST PURCHASED INTEREST	TOTAL COST	YIELD TO MATURITY	MATURITY DATE	DAYS TO MATURITY	MARKET PRICE MARKET VALUE	UNREALIZED GAIN/LOSS BOOK VALUE	% OF MV	MOODY'S S&P RATING
89119BFN1	TD 06/22/26	11/20/2025 11/20/2025	2,000,000.00	1,954,108.88 0.00	1,954,108.88	3.95	06/22/2026	83	99.12 1,982,415.55	0.00 1,982,415.55	0.40	P-1 A-1
62479MGT4	MUFG BANK NY 07/27/26	10/30/2025 10/31/2025	1,350,000.00	1,311,163.13 0.00	1,311,163.13	3.96	07/27/2026	118	98.75 1,333,108.13	0.00 1,333,108.13	0.27	P-1 A-1
22533UGT4	CREDIT AGR NY 07/27/26	10/30/2025 10/31/2025	1,350,000.00	1,311,163.13 0.00	1,311,163.13	3.96	07/27/2026	118	98.75 1,333,108.13	0.00 1,333,108.13	0.27	P-1 A-1
45685RGU5	ING US FUNDING 07/28/26	10/30/2025 10/31/2025	1,800,000.00	1,748,025.00 0.00	1,748,025.00	3.96	07/28/2026	119	98.74 1,777,285.00	0.00 1,777,285.00	0.36	P-1 A-1
63873KHH3	NATIXIS NY 08/17/26	11/20/2025 11/20/2025	2,000,000.00	1,942,100.00 0.00	1,942,100.00	3.98	08/17/2026	139	98.52 1,970,406.67	0.00 1,970,406.67	0.40	P-1 A-1
COMMERCIAL PA- PER TOTAL			12,540,000.00	12,231,133.78 0.00	12,231,133.78	3.97		85	99.09 12,426,153.64	0.00 12,426,153.64	2.49	A+

U.S. TREASURIES

91282CLY5	US TREASURY 4.250 11/30/26	11/25/2025 11/26/2025	715,000.00	719,329.10 0.00	719,329.10	3.63	11/30/2026	244	100.32 717,318.17	(532.70) 717,850.87	0.14	Aa1 AA+
91282CME8	US TREASURY 4.250 12/31/26	11/25/2025 11/26/2025	715,000.00	719,775.98 0.00	719,775.98	3.62	12/31/2026	275	100.36 717,541.60	(729.94) 718,271.55	0.14	Aa1 AA+
91282CJT9	US TREASURY 4.000 01/15/27	11/28/2025 12/01/2025	625,000.00	627,832.03 0.00	627,832.03	3.58	01/15/2027	290	100.20 626,220.71	(775.53) 626,996.24	0.13	Aa1 AA+
91282CMP3	US TREASURY 4.125 02/28/27	11/25/2025 11/26/2025	715,000.00	719,803.91 0.00	719,803.91	3.57	02/28/2027	334	100.33 717,346.09	(1,139.10) 718,485.19	0.14	Aa1 AA+
91282CMY4	US TREASURY 3.750 04/30/27	11/03/2025 11/04/2025	1,140,000.00	1,141,914.84 472.38	1,142,387.22	3.63	04/30/2027	395	99.96 1,139,554.69	(1,837.28) 1,141,391.97	0.23	Aa1 AA+
91282CNE7	US TREASURY 3.875 05/31/27	11/25/2025 11/26/2025	710,000.00	713,605.47 0.00	713,605.47	3.53	05/31/2027	426	100.06 710,443.75	(2,337.24) 712,780.99	0.14	Aa1 AA+
91282CLL3	US TREASURY 3.375 09/15/27	11/25/2025 11/26/2025	715,000.00	713,547.66 0.00	713,547.66	3.49	09/15/2027	533	99.35 710,363.68	(3,462.09) 713,825.77	0.14	Aa1 AA+
91282CPE5	US TREASURY 3.500 10/31/27	11/03/2025 11/04/2025	5,305,000.00	5,295,260.35 2,051.66	5,297,312.01	3.60	10/31/2027	579	99.48 5,277,438.88	(19,806.96) 5,297,245.84	1.06	Aa1 AA+
91282CFZ9	US TREASURY 3.875 11/30/27	11/25/2025 11/26/2025	650,000.00	655,103.52 0.00	655,103.52	3.47	11/30/2027	609	100.06 650,380.86	(3,846.58) 654,227.44	0.13	Aa1 AA+
91282CGH8	US TREASURY 3.500 01/31/28	11/03/2025 11/04/2025	4,805,000.00	4,795,615.26 0.00	4,795,615.26	3.59	01/31/2028	671	99.44 4,777,971.88	(19,341.36) 4,797,313.23	0.96	Aa1 AA+
91282CHA2	US TREASURY 3.500 04/30/28	11/03/2025 11/04/2025	3,750,000.00	3,741,796.88 1,450.28	3,743,247.16	3.59	04/30/2028	761	99.37 3,726,269.55	(16,864.40) 3,743,133.95	0.75	Aa1 AA+
91282CNH0	US TREASURY 3.875 06/15/28	11/25/2025 11/26/2025	1,000,000.00	1,010,507.81 0.00	1,010,507.81	3.44	06/15/2028	807	100.15 1,001,484.38	(7,602.85) 1,009,087.23	0.20	Aa1 AA+
91282CNU1	US TREASURY 3.625 08/15/28	11/03/2025 11/04/2025	4,250,000.00	4,252,324.22 0.00	4,252,324.22	3.60	08/15/2028	868	99.58 4,232,070.31	(19,915.01) 4,251,985.32	0.85	Aa1 AA+
91282CPC9	US TREASURY 3.500 10/15/28	11/05/2025 11/06/2025	3,065,000.00	3,054,224.59 6,483.65	3,060,708.24	3.63	10/15/2028	929	99.23 3,041,533.59	(14,155.81) 3,055,689.40	0.61	Aa1 AA+
U.S. TREASURIES TOTAL			28,160,000.00	28,160,641.62 10,457.97	28,171,099.59	3.59		668	99.60 28,045,938.14	(12,346.84) 28,158,284.98	5.63	AA+

U.S. AGENCIES



Position Statement

CUSIP	DESCRIPTION	TRADE DATE SETTLE DATE	PAR VALUE	PRINCIPAL COST PURCHASED INTEREST	TOTAL COST	YIELD TO MATURITY	MATURITY DATE	DAYS TO MATURITY	MARKET PRICE MARKET VALUE	UNREALIZED GAIN/LOSS BOOK VALUE	% OF MV	MOODY'S S&P RATING
3133EP7C3	FEDERAL FARM CREDIT BANKS FUNDING CORP 4.625 04/01/2026	06/14/2024 06/14/2024	5,000,000.00	5,034,593.91 0.00	5,034,593.91	4.22	04/01/2026	1	100.00 5,000,000.00	0.00 5,000,000.00	1.00	Aa1 AA+
3135G0Q22	FANNIE MAE 1.875 09/24/26	03/25/2025 03/25/2025	5,000,000.00	4,843,930.52 0.00	4,843,930.52	4.05	09/24/2026	177	99.11 4,955,650.00	5,866.14 4,949,783.86	0.99	Aa1 AA+
3130AVBC5	FHLBANKS 4.500 03/12/27	03/20/2025 03/20/2025	5,000,000.00	5,043,430.00 0.00	5,043,430.00	4.04	03/12/2027	346	100.69 5,034,650.00	13,868.65 5,020,781.35	1.01	Aa1 AA+
U.S. AGENCIES TOTAL			15,000,000.00	14,921,954.43 0.00	14,921,954.43	4.10		175	99.94 14,990,300.00	19,734.79 14,970,565.21	3.01	AA+
MUNICIPAL BONDS												
13032UC48	CALIFORNIA HEALTH FACS FING 3.244 06/01/27	11/24/2025 11/25/2025	720,000.00	715,680.00 0.00	715,680.00	3.65	06/01/2027	427	99.31 715,037.76	(1,634.36) 716,672.12	0.14	Aa3 AA-
341271AE4	FLORIDA ST BRD ADMIN FIN CO 1.705 07/01/27	11/03/2025 11/04/2025	1,111,000.00	1,074,214.79 0.00	1,074,214.79	3.78	07/01/2027	457	97.18 1,079,708.69	(3,519.70) 1,083,228.38	0.22	Aa2 AA
64966SQH2	NEW YORK CITY 3.930 08/01/27	10/30/2025 10/31/2025	1,000,000.00	1,003,360.00 0.00	1,003,360.00	3.73	08/01/2027	488	99.85 998,540.00	(4,020.75) 1,002,560.75	0.20	Aa2 AA
19464VEE6	COLLIER CNTY FLA SPL OBLIG 2.000 10/01/27	10/30/2025 10/31/2025	445,000.00	430,760.00 741.67	431,501.67	3.75	10/01/2027	549	97.21 432,599.63	(1,252.48) 433,852.11	0.09	Aaa AAA
60535Q2F6	MISSISSIPPI HOME CORP SINGL 4.387 12/01/27	11/24/2025 11/25/2025	500,000.00	505,105.00 0.00	505,105.00	3.86	12/01/2027	610	100.89 504,459.50	235.39 504,224.11	0.10	Aa1 NA
649791PT1	NEW YORK ST 2.450 02/15/28	11/03/2025 11/04/2025	945,000.00	918,218.70 0.00	918,218.70	3.76	02/15/2028	686	97.24 918,932.18	(4,044.79) 922,976.96	0.18	Aa1 AA+
64990FB45	NEW YORK STATE DORMITORY AU 1.802 03/15/28	11/21/2025 11/24/2025	475,000.00	455,050.00 0.00	455,050.00	3.72	03/15/2028	715	96.13 456,595.18	(1,487.60) 458,082.78	0.09	NA AA+
20775JEM7	CONNECTICUT HOUSING FINANCE 3.650 05/15/28	11/03/2025 11/13/2025	500,000.00	499,345.00 0.00	499,345.00	3.71	05/15/2028	776	99.00 495,012.00	(4,432.61) 499,444.61	0.10	Aaa AAA
495731AX9	KINGMAN ARIZ EXCISE TAX REV 1.657 07/15/28	11/24/2025 11/25/2025	500,000.00	475,465.00 0.00	475,465.00	3.62	07/15/2028	837	94.83 474,154.00	(4,546.66) 478,700.66	0.10	NA AA
92778WKU9	VIRGINIA COLLEGE BLDG AUTH 1.130 09/01/28	11/24/2025 11/25/2025	500,000.00	467,210.00 0.00	467,210.00	3.64	09/01/2028	885	93.67 468,355.50	(2,973.52) 471,329.02	0.09	Aa1 AA+
59334DLK8	MIAMI-DADE CNTY FLA WTR & S 2.551 10/01/28	10/30/2025 10/31/2025	970,000.00	938,261.60 2,062.06	940,323.66	3.75	10/01/2028	915	96.57 936,769.74	(6,017.41) 942,787.15	0.19	Aa3 AA
880558NX5	TENNESSEE ST SCH BD AUTH 1.126 11/01/28	10/30/2025 11/03/2025	465,000.00	430,924.80 29.09	430,953.89	3.74	11/01/2028	946	93.11 432,968.48	(2,597.28) 435,565.76	0.09	Aa1 AA+
MUNICIPAL BONDS TOTAL			8,131,000.00	7,913,594.89 2,832.82	7,916,427.71	3.73		663	97.37 7,913,132.64	(36,291.78) 7,949,424.42	1.59	AA



Position Statement

CUSIP	DESCRIPTION	TRADE DATE SETTLE DATE	PAR VALUE	PRINCIPAL COST PURCHASED INTEREST	TOTAL COST	YIELD TO MATURITY	MATURITY DATE	DAYS TO MATURITY	MARKET PRICE MARKET VALUE	UNREALIZED GAIN/LOSS BOOK VALUE	% OF MV	MOODY'S S&P RATING
CONSOLIDATED CASH TOTAL			142,957,270.06	142,353,594.78 13,290.79	142,366,885.57	3.83		195	142,501,794.48	(128,903.83) 142,630,698.31	28.60	AA+
CONSOLIDATED CASH RESERVE												
LGIP												
TXCLASS	Texas CLASS	03/31/2026 03/31/2026	4,857,425.03	4,857,425.03 0.00	4,857,425.03	3.78		1	1.00 4,857,425.03	0.00 4,857,425.03	0.97	AAA
LGIP TOTAL			4,857,425.03	4,857,425.03 0.00	4,857,425.03	3.78		1	1.00 4,857,425.03	0.00 4,857,425.03	0.97	AAA
MONEY MARKET FUNDS												
58510R580	MEEDER:GOVERN- MENT MM,Y	03/31/2026 03/31/2026	500,572.18	500,572.18 0.00	500,572.18	3.55		1	1.00 500,572.18	0.00 500,572.18	0.10	AAA AAA
MONEY MARKET FUNDS TOTAL			500,572.18	500,572.18 0.00	500,572.18	3.55		1	1.00 500,572.18	0.00 500,572.18	0.10	AAA
COMMERCIAL PAPER												
05970UE46	BANCO SANTANDE 05/04/26	11/21/2025 11/21/2025	1,000,000.00	982,370.00 0.00	982,370.00	3.94	05/04/2026	34	99.65 996,452.50	0.00 996,452.50	0.20	P-1 A-1
89119BFN1	TD 06/22/26	11/20/2025 11/20/2025	1,500,000.00	1,465,581.68 0.00	1,465,581.68	3.95	06/22/2026	83	99.12 1,486,811.67	0.00 1,486,811.67	0.30	P-1 A-1
62479MGN7	MUFG BANK NY 07/22/26	11/21/2025 11/21/2025	1,400,000.00	1,363,806.50 0.00	1,363,806.50	3.93	07/22/2026	113	98.81 1,383,318.22	0.00 1,383,318.22	0.28	P-1 A-1
63873KHH3	NATIXIS NY 08/17/26	11/20/2025 11/20/2025	1,500,000.00	1,456,575.00 0.00	1,456,575.00	3.98	08/17/2026	139	98.52 1,477,805.00	0.00 1,477,805.00	0.30	P-1 A-1
COMMERCIAL PAPER TOTAL			5,400,000.00	5,268,333.18 0.00	5,268,333.18	3.95		97	98.97 5,344,387.39	0.00 5,344,387.39	1.07	A-1
U.S. TREASURIES												
91282CJP7	US TREASURY 4.375 12/15/26	11/28/2025 12/01/2025	390,000.00	393,016.41 0.00	393,016.41	3.61	12/15/2026	259	100.42 391,645.31	(408.07) 392,053.39	0.08	Aa1 AA+
91282CJT9	US TREASURY 4.000 01/15/27	11/28/2025 12/01/2025	400,000.00	401,812.50 0.00	401,812.50	3.58	01/15/2027	290	100.20 400,781.25	(496.34) 401,277.59	0.08	Aa1 AA+
9128286B1	US TREASURY 2.625 02/15/29	11/24/2025 11/25/2025	460,000.00	447,655.47 0.00	447,655.47	3.51	02/15/2029	1,052	96.75 445,050.00	(3,936.33) 448,986.33	0.09	Aa1 AA+
91282CEM9	US TREASURY 2.875 04/30/29	11/24/2025 11/25/2025	460,000.00	450,368.75 913.33	451,282.08	3.53	04/30/2029	1,126	97.22 447,206.25	(4,139.47) 451,345.72	0.09	Aa1 AA+
91282CGJ4	US TREASURY 3.500 01/31/30	11/24/2025 11/25/2025	515,000.00	513,692.38 0.00	513,692.38	3.57	01/31/2030	1,402	98.60 507,798.05	(6,003.01) 513,801.06	0.10	Aa1 AA+
91282CHJ3	US TREASURY 3.750 06/30/30	11/24/2025 11/25/2025	515,000.00	518,560.74 0.00	518,560.74	3.58	06/30/2030	1,552	99.35 511,660.55	(6,630.69) 518,291.24	0.10	Aa1 AA+
U.S. TREASURIES TOTAL			2,740,000.00	2,725,106.25 913.33	2,726,019.58	3.56		997	98.71 2,704,141.41	(21,613.93) 2,725,755.34	0.54	AA+



Position Statement

CUSIP	DESCRIPTION	TRADE DATE SETTLE DATE	PAR VALUE	PRINCIPAL COST PURCHASED INTEREST	TOTAL COST	YIELD TO MATURITY	MATURITY DATE	DAYS TO MATURITY	MARKET PRICE MARKET VALUE	UNREALIZED GAIN/LOSS BOOK VALUE	% OF MV	MOODY'S S&P RATING
U.S. AGENCIES												
3133ERRW3	FED FARM CR BNKS 3.875 09/03/26	09/10/2024 09/10/2024	2,600,000.00	2,610,802.96 0.00	2,610,802.96	3.65	09/03/2026	156	100.02 2,600,494.00	(1,825.20) 2,602,319.20	0.52	Aa1 AA+
3130B2PJ8	FHLBANKS 3.625 09/04/26	09/19/2024 09/19/2024	2,600,000.00	2,599,355.06 0.00	2,599,355.06	3.64	09/04/2026	157	99.91 2,597,712.00	(2,147.09) 2,599,859.09	0.52	Aa1 AA+
3133ERN31	FED FARM CR BNKS 4.340 12/23/27 '26	01/16/2025 01/16/2025	4,000,000.00	4,000,307.11 0.00	4,000,307.11	4.33	12/23/2027	632	100.02 4,000,840.00	724.13 4,000,115.87	0.80	Aa1 AA+
3134HBF81	FREDDIE MAC 4.110 03/24/28 '27 MTN	03/27/2025 03/27/2025	5,000,000.00	5,000,000.00 0.00	5,000,000.00	4.11	03/24/2028	724	99.65 4,982,700.00	(17,300.00) 5,000,000.00	1.00	Aa1 AA+
3133ETRC3	FED FARM CR BNKS 4.230 07/28/28 '26	08/04/2025 08/04/2025	3,000,000.00	3,002,115.00 0.00	3,002,115.00	4.16	07/28/2028	850	99.63 2,988,780.00	(11,919.08) 3,000,699.08	0.60	Aa1 AA+
880591FE7	TVA 3.875 08/01/30	11/21/2025 11/24/2025	300,000.00	302,466.00 0.00	302,466.00	3.68	08/01/2030	1,584	99.60 298,812.00	(3,469.52) 302,281.52	0.06	Aa1 AA+
U.S. AGENCIES TOTAL			17,500,000.00	17,515,046.13 0.00	17,515,046.13	4.02		570	99.83 17,469,338.00	(35,936.75) 17,505,274.75	3.51	AA+
MUNICIPAL BONDS												
45203MW64	ILLINOIS HSG DEV AUTH REV 3.778 04/01/27	11/24/2025 11/25/2025	600,000.00	600,912.00 377.80	601,289.80	3.66	04/01/2027	366	99.79 598,763.40	(1,913.19) 600,676.59	0.12	Aaa NA
13032UC48	CALIFORNIA HEALTH FACS FING 3.244 06/01/27	11/24/2025 11/25/2025	585,000.00	581,490.00 0.00	581,490.00	3.65	06/01/2027	427	99.31 580,968.18	(1,327.91) 582,296.09	0.12	Aa3 AA-
074561RD5	BEAUMONT TEX WTRWKS & SWRS 2.650 09/01/27	11/21/2025 11/24/2025	465,000.00	455,700.00 0.00	455,700.00	3.83	09/01/2027	519	98.13 456,294.27	(1,248.45) 457,542.72	0.09	NA AA
64966SRQ1	NEW YORK CITY 3.821 10/01/27	11/24/2025 11/25/2025	585,000.00	586,643.85 1,986.92	588,630.77	3.66	10/01/2027	549	99.65 582,933.78	(3,400.78) 586,334.56	0.12	Aa2 AA
650367NY7	NEWARK N J 4.000 11/01/27	11/21/2025 11/24/2025	220,000.00	220,915.20 562.22	221,477.42	3.77	11/01/2027	580	99.89 219,753.38	(996.13) 220,749.51	0.04	A1 AA
495242Q69	KING CNTY WASH SCH DIST NO 1.151 12/01/28	11/21/2025 11/24/2025	555,000.00	516,150.00 0.00	516,150.00	3.62	12/01/2028	976	92.67 514,293.53	(6,364.91) 520,658.43	0.10	Aaa AA+
576004HE8	MASSACHUSETTS (COMMONWEALTH 3.769 07/15/29	11/21/2025 11/24/2025	515,000.00	515,355.35 0.00	515,355.35	3.75	07/15/2029	1,202	99.23 511,035.02	(4,286.11) 515,321.13	0.10	Aa1 NA
882724RE9	TEXAS STATE 2.326 10/01/29	11/21/2025 11/24/2025	330,000.00	313,731.00 1,130.05	314,861.05	3.71	10/01/2029	1,280	94.78 312,774.33	(2,436.72) 315,211.05	0.06	Aaa AAA
072024XG2	BAY AREA TOLL AUTH CALIF TO 2.019 04/01/30	11/21/2025 11/24/2025	500,000.00	462,990.00 1,486.21	464,476.21	3.88	04/01/2030	1,462	92.15 460,773.50	(5,197.80) 465,971.30	0.09	Aa3 AA
882724RF6	TEXAS STATE 2.426 10/01/30	11/24/2025 11/25/2025	440,000.00	415,214.80 1,601.16	416,815.96	3.71	10/01/2030	1,645	93.58 411,769.60	(5,222.57) 416,992.17	0.08	Aaa AAA
MUNICIPAL BONDS TOTAL			4,795,000.00	4,669,102.20 7,144.36	4,676,246.56	3.72		864	97.06 4,649,358.98	(32,394.57) 4,681,753.55	0.93	AA



Position Statement

CUSIP	DESCRIPTION	TRADE DATE SETTLE DATE	PAR VALUE	PRINCIPAL COST PURCHASED INTEREST	TOTAL COST	YIELD TO MATURITY	MATURITY DATE	DAYS TO MATURITY	MARKET PRICE MARKET VALUE	UNREALIZED GAIN/LOSS BOOK VALUE	% OF MV	MOODY'S S&P RATING
CONSOLIDATED CASH RESERVE TOTAL			35,792,997.21	35,535,584.97 8,057.69	35,543,642.66	3.90		484	35,525,223.00	(89,945.24) 35,615,168.24	7.13	AA
ENTERPRISE FUND												
BANK DEPOSITS												
WFCHOICE	Wells Fargo - Choice	03/31/2026 03/31/2026	95,236.00	95,236.00 0.00	95,236.00	0.00		1	1.00 95,236.00	0.00 95,236.00	0.02	NA NA
BANK DEPOSITS TOTAL			95,236.00	95,236.00 0.00	95,236.00	0.00		1	1.00 95,236.00	0.00 95,236.00	0.02	NA
LGIP												
TXRANGE	Texas Range TexasDAI- LY Fund	03/31/2026 03/31/2026	4,702,160.49	4,702,160.49 0.00	4,702,160.49	3.68		1	1.00 4,702,160.49	0.00 4,702,160.49	0.94	AAA
LSCO	Lone Star Invest Pool - Corporate Overnight Fund	03/31/2026 03/31/2026	24,972.29	24,972.29 0.00	24,972.29	3.78		1	1.00 24,972.29	0.00 24,972.29	0.01	AAA
TEXPOOL	TexPool	03/31/2026 03/31/2026	36,084.92	36,084.92 0.00	36,084.92	3.68		1	1.00 36,084.92	0.00 36,084.92	0.01	AAA
LOGIC	LOGIC	03/31/2026 03/31/2026	99,572,928.47	99,572,928.47 0.00	99,572,928.47	3.80		1	1.00 99,572,928.47	0.00 99,572,928.47	19.98	AAA
TXCLASS	Texas CLASS	03/31/2026 03/31/2026	14,053,559.76	14,053,559.76 0.00	14,053,559.76	3.78		1	1.00 14,053,559.76	0.00 14,053,559.76	2.82	AAA
TEXSTAR	TexSTAR	03/31/2026 03/31/2026	73,151.27	73,151.27 0.00	73,151.27	3.66		1	1.00 73,151.27	0.00 73,151.27	0.01	AAA
LGIP TOTAL			118,462,857.20	118,462,857.20 0.00	118,462,857.20	3.79		1	1.00 118,462,857.20	0.00 118,462,857.20	23.77	AAA
MONEY MARKET FUNDS												
58510R580	MEEDER:GOVERN- MENT MM;Y	03/31/2026 03/31/2026	6,026,565.39	6,026,565.39 0.00	6,026,565.39	3.55		1	1.00 6,026,565.39	0.00 6,026,565.39	1.21	AAA AAA
0226MEED	Wells Fargo MM - Sweep	03/31/2026 03/31/2026	15,253,612.03	15,253,612.03 0.00	15,253,612.03	3.54		1	1.00 15,253,612.03	0.00 15,253,612.03	3.06	NA NA
MONEY MARKET FUNDS TOTAL			21,280,177.42	21,280,177.42 0.00	21,280,177.42	3.54		1	1.00 21,280,177.42	0.00 21,280,177.42	4.27	AAA
COMMERCIAL PAPER												
62479MDW0	MUFG BANK NY 04/30/26	10/31/2025 10/31/2025	1,000,000.00	980,240.83 0.00	980,240.83	4.01	04/30/2026	30	99.68 996,834.17	0.00 996,834.17	0.20	P-1 A-1
22533UDW0	CREDIT AGRI NY 04/30/26	10/31/2025 10/31/2025	1,000,000.00	980,341.39 0.00	980,341.39	3.99	04/30/2026	30	99.69 996,850.28	0.00 996,850.28	0.20	P-1 A-1
05970UE46	BANCO SANTANDE 05/04/26	11/03/2025 11/04/2025	2,000,000.00	1,960,582.22 0.00	1,960,582.22	4.00	05/04/2026	34	99.64 1,992,813.33	0.00 1,992,813.33	0.40	P-1 A-1



Position Statement

CUSIP	DESCRIPTION	TRADE DATE SETTLE DATE	PAR VALUE	PRINCIPAL COST PURCHASED INTEREST	TOTAL COST	YIELD TO MATURITY	MATURITY DATE	DAYS TO MATURITY	MARKET PRICE MARKET VALUE	UNREALIZED GAIN/LOSS BOOK VALUE	% OF MV	MOODY'S S&P RATING
89119BFN1	TD 06/22/26	11/20/2025 11/20/2025	7,200,000.00	7,034,791.97 0.00	7,034,791.97	3.95	06/22/2026	83	99.12 7,136,695.99	0.00 7,136,695.99	1.43	P-1 A-1
22533UGT4	CREDIT AGR NY 07/27/26	10/30/2025 10/31/2025	1,250,000.00	1,214,039.93 0.00	1,214,039.93	3.96	07/27/2026	118	98.75 1,234,359.37	0.00 1,234,359.37	0.25	P-1 A-1
62479MGT4	MUFG BANK NY 07/27/26	10/30/2025 10/31/2025	1,250,000.00	1,214,039.93 0.00	1,214,039.93	3.96	07/27/2026	118	98.75 1,234,359.37	0.00 1,234,359.37	0.25	P-1 A-1
45685RGU5	ING US FUNDING 07/28/26	10/30/2025 10/31/2025	2,250,000.00	2,185,031.25 0.00	2,185,031.25	3.96	07/28/2026	119	98.74 2,221,606.25	0.00 2,221,606.25	0.45	P-1 A-1
63307MH77	NATL BK CANADA 08/07/26	12/19/2025 12/19/2025	2,650,000.00	2,586,404.42 0.00	2,586,404.42	3.83	08/07/2026	129	98.67 2,614,760.89	0.00 2,614,760.89	0.52	P-1 A-1
63873KHH3	NATIXIS NY 08/17/26	11/20/2025 11/20/2025	7,200,000.00	6,991,560.00 0.00	6,991,560.00	3.98	08/17/2026	139	98.52 7,093,464.00	0.00 7,093,464.00	1.42	P-1 A-1
COMMERCIAL PA- PER TOTAL			25,800,000.00	25,147,031.94 0.00	25,147,031.94	3.96		102	98.92 25,521,743.66	0.00 25,521,743.66	5.12	A-1
U.S. TREASURIES												
91282CJT9	US TREASURY 4.000 01/15/27	11/28/2025 12/01/2025	2,800,000.00	2,812,687.50 0.00	2,812,687.50	3.58	01/15/2027	290	100.20 2,805,468.76	(3,474.38) 2,808,943.14	0.56	Aa1 AA+
91282CMY4	US TREASURY 3.750 04/30/27	11/03/2025 11/04/2025	5,010,000.00	5,018,415.25 2,075.96	5,020,491.21	3.63	04/30/2027	395	99.96 5,008,042.99	(8,074.37) 5,016,117.36	1.00	Aa1 AA+
91282CNE7	US TREASURY 3.875 05/31/27	11/25/2025 11/26/2025	4,900,000.00	4,924,882.81 0.00	4,924,882.81	3.53	05/31/2027	426	100.06 4,903,062.50	(16,130.23) 4,919,192.73	0.98	Aa1 AA+
91282CEW7	US TREASURY 3.250 06/30/27	11/25/2025 11/26/2025	4,900,000.00	4,880,859.38 0.00	4,880,859.38	3.50	06/30/2027	456	99.31 4,866,121.11	(18,889.25) 4,885,010.36	0.98	Aa1 AA+
91282CLL3	US TREASURY 3.375 09/15/27	11/25/2025 11/26/2025	4,900,000.00	4,890,046.88 0.00	4,890,046.88	3.49	09/15/2027	533	99.35 4,868,226.59	(23,726.21) 4,891,952.80	0.98	Aa1 AA+
91282CPE5	US TREASURY 3.500 10/31/27	11/03/2025 11/04/2025	7,445,000.00	7,431,331.45 2,879.28	7,434,210.73	3.60	10/31/2027	579	99.48 7,406,320.92	(27,796.96) 7,434,117.88	1.49	Aa1 AA+
91282CFZ9	US TREASURY 3.875 11/30/27	11/25/2025 11/26/2025	4,800,000.00	4,837,687.50 0.00	4,837,687.50	3.47	11/30/2027	609	100.06 4,802,812.51	(28,405.47) 4,831,217.98	0.96	Aa1 AA+
91282CGC9	US TREASURY 3.875 12/31/27	11/25/2025 11/26/2025	4,800,000.00	4,839,937.50 0.00	4,839,937.50	3.46	12/31/2027	640	100.07 4,803,375.02	(29,984.53) 4,833,359.56	0.96	Aa1 AA+
91282CGH8	US TREASURY 3.500 01/31/28	11/03/2025 11/04/2025	3,315,000.00	3,308,525.39 0.00	3,308,525.39	3.59	01/31/2028	671	99.44 3,296,353.13	(13,343.71) 3,309,696.84	0.66	Aa1 AA+
91282CGT2	US TREASURY 3.625 03/31/28	11/25/2025 11/26/2025	3,365,000.00	3,378,407.42 0.00	3,378,407.42	3.45	03/31/2028	731	99.64 3,353,038.47	(23,395.43) 3,376,433.90	0.67	Aa1 AA+
91282CHA2	US TREASURY 3.500 04/30/28	11/03/2025 11/04/2025	4,870,000.00	4,859,346.88 1,883.42	4,861,230.30	3.59	04/30/2028	761	99.37 4,839,182.06	(21,901.24) 4,861,083.29	0.97	Aa1 AA+
91282CNH0	US TREASURY 3.875 06/15/28	11/25/2025 11/26/2025	4,850,000.00	4,900,962.89 0.00	4,900,962.89	3.44	06/15/2028	807	100.15 4,857,199.24	(36,873.81) 4,894,073.06	0.97	Aa1 AA+
91282CNM9	US TREASURY 3.875 07/15/28	11/25/2025 11/26/2025	4,850,000.00	4,901,341.80 0.00	4,901,341.80	3.45	07/15/2028	837	100.13 4,856,062.50	(38,554.70) 4,894,617.20	0.97	Aa1 AA+
91282CNU1	US TREASURY 3.625 08/15/28	11/03/2025 11/04/2025	5,500,000.00	5,503,007.81 0.00	5,503,007.81	3.60	08/15/2028	868	99.58 5,476,796.88	(25,772.36) 5,502,569.23	1.10	Aa1 AA+
91282CNY3	US TREASURY 3.375 09/15/28	11/25/2025 11/26/2025	1,125,000.00	1,122,583.01 0.00	1,122,583.01	3.45	09/15/2028	899	98.97 1,113,398.44	(9,481.98) 1,122,880.41	0.22	Aa1 AA+



Position Statement

CUSIP	DESCRIPTION	TRADE DATE SETTLE DATE	PAR VALUE	PRINCIPAL COST PURCHASED INTEREST	TOTAL COST	YIELD TO MATURITY	MATURITY DATE	DAYS TO MATURITY	MARKET PRICE MARKET VALUE	UNREALIZED GAIN/LOSS BOOK VALUE	% OF MV	MOODY'S S&P RATING
91282CPC9	US TREASURY 3.500 10/15/28	11/05/2025 11/06/2025	3,705,000.00	3,691,974.59 7,837.50	3,699,812.09	3.63	10/15/2028	929	99.23 3,676,633.59	(17,111.68) 3,693,745.27	0.74	Aa1 AA+
91282CPP0	US TREASURY 3.500 12/15/28	12/19/2025 12/22/2025	2,975,000.00	2,973,024.41 2,002.40	2,975,026.81	3.52	12/15/2028	990	99.18 2,950,595.72	(22,610.11) 2,973,205.82	0.59	Aa1 AA+
U.S. TREASURIES TOTAL			74,110,000.00	74,275,022.47 16,678.56	74,291,701.03	3.53		655	99.69 73,882,690.42	(365,526.40) 74,248,216.82	14.83	AA+
U.S. AGENCIES												
3133EP7C3	FEDERAL FARM CREDIT BANKS FUNDING CORP 4.625 04/01/2026	06/14/2024 06/14/2024	7,000,000.00	7,048,431.48 0.00	7,048,431.48	4.22	04/01/2026	1	100.00 7,000,000.00	0.00 7,000,000.00	1.40	Aa1 AA+
3130B2PJ8	FHLBANKS 3.625 09/04/26	09/19/2024 09/19/2024	4,000,000.00	3,999,007.79 0.00	3,999,007.79	3.64	09/04/2026	157	99.91 3,996,480.00	(3,303.21) 3,999,783.21	0.80	Aa1 AA+
3135GOQ22	FANNIE MAE 1.875 09/24/26	03/25/2025 03/25/2025	5,000,000.00	4,843,930.52 0.00	4,843,930.52	4.05	09/24/2026	177	99.11 4,955,650.00	5,866.14 4,949,783.86	0.99	Aa1 AA+
U.S. AGENCIES TOTAL			16,000,000.00	15,891,369.79 0.00	15,891,369.79	4.02		95	99.70 15,952,130.00	2,562.93 15,949,567.07	3.20	AA+
MUNICIPAL BONDS												
648533P68	NEW ROCHELLE N Y CITY SCH D 5.000 04/02/26	04/02/2025 04/02/2025	5,315,000.00	5,353,214.85 0.00	5,353,214.85	4.25	04/02/2026	2	100.00 5,315,154.14	49.15 5,315,104.99	1.07	NA NA
20772KJY6	CONNECTICUT ST 2.350 07/01/26	11/21/2025 11/24/2025	1,675,000.00	1,659,590.00 0.00	1,659,590.00	3.91	07/01/2026	92	99.65 1,669,068.83	472.07 1,668,596.76	0.33	Aa2 AA-
052414RS0	AUSTIN TEX ELEC UTIL SYS RE 2.777 11/15/26	03/25/2025 03/25/2025	2,000,000.00	1,975,356.11 0.00	1,975,356.11	3.56	11/15/2026	229	99.35 1,987,048.00	(3,571.69) 1,990,619.69	0.40	Aa3 AA-
235241VJ2	DALLAS TEX AREA RAPID TRAN 1.147 12/01/26	03/26/2025 03/26/2025	1,465,000.00	1,398,494.90 0.00	1,398,494.90	3.97	12/01/2026	245	98.23 1,439,101.73	530.47 1,438,571.26	0.29	Aa2 NA
914302MG6	UNIVERSITY HOUS- TON TEX UNIV 4.164 02/15/27	03/25/2025 03/25/2025	1,500,000.00	1,505,905.00 0.00	1,505,905.00	3.94	02/15/2027	321	100.27 1,504,020.00	1,285.41 1,502,734.59	0.30	Aa2 AA+
341271AE4	FLORIDA ST BRD ADMIN FIN CO 1.705 07/01/27	11/03/2025 11/04/2025	1,389,000.00	1,343,010.21 0.00	1,343,010.21	3.78	07/01/2027	457	97.18 1,349,878.82	(4,400.42) 1,354,279.23	0.27	Aa2 AA
64966SQH2	NEW YORK CITY 3.930 08/01/27	10/30/2025 10/31/2025	1,250,000.00	1,254,200.00 0.00	1,254,200.00	3.73	08/01/2027	488	99.85 1,248,175.00	(5,025.94) 1,253,200.94	0.25	Aa2 AA
19464VEE6	COLLIER CNTY FLA SPL OBLIG 2.000 10/01/27	10/30/2025 10/31/2025	555,000.00	537,240.00 925.00	538,165.00	3.75	10/01/2027	549	97.21 539,534.37	(1,562.09) 541,096.46	0.11	Aaa AAA
88285AGF9	TEXAS WATER DEVEL- OPMENT BOA 3.811 10/15/27	11/21/2025 11/24/2025	690,000.00	692,070.00 2,848.72	694,918.72	3.64	10/15/2027	563	99.85 688,948.44	(2,737.56) 691,686.00	0.14	NA AAA
649791PT1	NEW YORK ST 2.450 02/15/28	11/03/2025 11/04/2025	1,185,000.00	1,151,417.10 0.00	1,151,417.10	3.76	02/15/2028	686	97.24 1,152,311.78	(5,072.03) 1,157,383.81	0.23	Aa1 AA+



Position Statement

CUSIP	DESCRIPTION	TRADE DATE SETTLE DATE	PAR VALUE	PRINCIPAL COST PURCHASED INTEREST	TOTAL COST	YIELD TO MATURITY	MATURITY DATE	DAYS TO MATURITY	MARKET PRICE MARKET VALUE	UNREALIZED GAIN/LOSS BOOK VALUE	% OF MV	MOODY'S S&P RATING
45203MW80	ILLINOIS HSG DEV AUTH REV 3.837 04/01/28	11/24/2025 11/25/2025	1,485,000.00	1,489,455.00 949.66	1,490,404.66	3.70	04/01/2028	732	99.49 1,477,405.71	(11,389.87) 1,488,795.58	0.30	Aaa NA
13063DGC6	CALIFORNIA STATE 3.500 04/01/28	11/21/2025 11/24/2025	1,300,000.00	1,296,776.00 6,698.61	1,303,474.61	3.61	04/01/2028	732	99.07 1,287,919.10	(9,337.31) 1,297,256.41	0.26	Aa2 AA-
20775JEM7	CONNECTICUT HOUSING FINANCE 3.650 05/15/28	11/03/2025 11/13/2025	630,000.00	629,174.70 0.00	629,174.70	3.71	05/15/2028	776	99.00 623,715.12	(5,585.09) 629,300.21	0.13	Aaa AAA
544647LB4	LOS ANGELES CALIF UNI SCH D 4.252 10/01/28	11/24/2025 11/25/2025	1,000,000.00	1,017,470.00 6,378.00	1,023,848.00	3.60	10/01/2028	915	100.49 1,004,940.00	(10,398.69) 1,015,338.69	0.20	Aa3 NA
59334DLK8	MIAMI-DADE CNTY FLA WTR & S 2.551 10/01/28	10/30/2025 10/31/2025	1,210,000.00	1,170,408.80 2,572.26	1,172,981.06	3.75	10/01/2028	915	96.57 1,168,547.82	(7,506.25) 1,176,054.07	0.23	Aa3 AA
880558NX5	TENNESSEE ST SCH BD AUTH 1126 11/01/28	10/30/2025 11/03/2025	585,000.00	542,131.20 36.59	542,167.79	3.74	11/01/2028	946	93.11 544,702.28	(3,267.55) 547,969.82	0.11	Aa1 AA+
20775JEN5	CONNECTICUT HOUSING FINANCE 3.700 11/15/28	11/25/2025 11/26/2025	2,725,000.00	2,729,632.50 3,640.90	2,733,273.40	3.64	11/15/2028	960	98.87 2,694,302.88	(34,791.66) 2,729,094.53	0.54	Aaa AAA
MUNICIPAL BONDS TOTAL			25,959,000.00	25,745,546.37 24,049.74	25,769,596.11	3.84		457	99.00 25,694,773.99	(102,309.05) 25,797,083.04	5.16	AA
ENTERPRISE FUND TOTAL			281,707,270.62	280,897,241.19 40,728.30	280,937,969.49	3.74		229	99.00 280,889,608.69	(102,309.05) 281,354,881.21	56.37	AA+

ENTERPRISE FUND RESERVE

MONEY MARKET FUNDS

58510R580	MEEDER:GOVERN- MENT MM;Y	03/31/2026 03/31/2026	452,686.16	452,686.16 0.00	452,686.16	3.55		1	1.00 452,686.16	0.00 452,686.16	0.09	AAA AAA
MONEY MARKET FUNDS TOTAL			452,686.16	452,686.16 0.00	452,686.16	3.55		1	1.00 452,686.16	0.00 452,686.16	0.09	AAA

COMMERCIAL PAPER

05970UE46	BANCO SANTANDE 05/04/26	11/21/2025 11/21/2025	1,800,000.00	1,768,266.00 0.00	1,768,266.00	3.94	05/04/2026	34	99.65 1,793,614.50	0.00 1,793,614.50	0.36	P-1 A-1
89119BFN1	TD 06/22/26	11/20/2025 11/20/2025	1,900,000.00	1,856,403.44 0.00	1,856,403.44	3.95	06/22/2026	83	99.12 1,883,294.78	0.00 1,883,294.78	0.38	P-1 A-1
62479MGN7	MUFG BANK NY 07/22/26	11/21/2025 11/21/2025	1,900,000.00	1,850,880.25 0.00	1,850,880.25	3.93	07/22/2026	113	98.81 1,877,360.44	0.00 1,877,360.44	0.38	P-1 A-1
63873KHH3	NATIXIS NY 08/17/26	11/20/2025 11/20/2025	1,900,000.00	1,844,995.00 0.00	1,844,995.00	3.98	08/17/2026	139	98.52 1,871,886.33	0.00 1,871,886.33	0.38	P-1 A-1
COMMERCIAL PA- PER TOTAL			7,500,000.00	7,320,544.69 0.00	7,320,544.69	3.95		93	99.02 7,426,156.05	0.00 7,426,156.05	1.49	A-1

U.S. TREASURIES



Position Statement

CUSIP	DESCRIPTION	TRADE DATE SETTLE DATE	PAR VALUE	PRINCIPAL COST PURCHASED INTEREST	TOTAL COST	YIELD TO MATURITY	MATURITY DATE	DAYS TO MATURITY	MARKET PRICE MARKET VALUE	UNREALIZED GAIN/LOSS BOOK VALUE	% OF MV	MOODY'S S&P RATING
91282CJP7	US TREASURY 4.375 12/15/26	11/28/2025 12/01/2025	425,000.00	428,287.11 0.00	428,287.11	3.61	12/15/2026	259	100.42 426,792.97	(444.69) 427,237.66	0.09	Aa1 AA+
91282CJT9	US TREASURY 4.000 01/15/27	11/28/2025 12/01/2025	430,000.00	431,948.44 0.00	431,948.44	3.58	01/15/2027	290	100.20 430,839.85	(533.57) 431,373.41	0.09	Aa1 AA+
91282CMP3	US TREASURY 4.125 02/28/27	11/25/2025 11/26/2025	580,000.00	583,896.88 0.00	583,896.88	3.57	02/28/2027	334	100.33 581,903.13	(924.02) 582,827.15	0.12	Aa1 AA+
91282CNE7	US TREASURY 3.875 05/31/27	11/25/2025 11/26/2025	760,000.00	763,859.38 0.00	763,859.38	3.53	05/31/2027	426	100.06 760,475.00	(2,501.84) 762,976.84	0.15	Aa1 AA+
9128286B1	US TREASURY 2.625 02/15/29	11/24/2025 11/25/2025	520,000.00	506,045.31 0.00	506,045.31	3.51	02/15/2029	1,052	96.75 503,100.00	(4,449.76) 507,549.76	0.10	Aa1 AA+
91282CEM9	US TREASURY 2.875 04/30/29	11/24/2025 11/25/2025	520,000.00	509,112.50 1,032.46	510,144.96	3.53	04/30/2029	1,126	97.22 505,537.50	(4,679.40) 510,216.90	0.10	Aa1 AA+
91282CES6	US TREASURY 2.750 05/31/29	11/24/2025 11/25/2025	520,000.00	506,573.44 0.00	506,573.44	3.54	05/31/2029	1,157	96.77 503,181.25	(4,721.24) 507,902.49	0.10	Aa1 AA+
91282CGB1	US TREASURY 3.875 12/31/29	01/23/2026 01/26/2026	635,000.00	637,629.30 1,767.30	639,396.60	3.76	12/31/2029	1,371	99.95 634,702.34	(2,807.86) 637,510.20	0.13	Aa1 AA+
91282CGJ4	US TREASURY 3.500 01/31/30	11/24/2025 11/25/2025	515,000.00	513,692.38 0.00	513,692.38	3.57	01/31/2030	1,402	98.60 507,798.05	(6,003.01) 513,801.06	0.10	Aa1 AA+
91282CMZ1	US TREASURY 3.875 04/30/30	11/24/2025 11/25/2025	515,000.00	521,256.45 1,378.19	522,634.64	3.58	04/30/2030	1,491	99.90 514,476.96	(6,288.11) 520,765.07	0.10	Aa1 AA+
91282CHJ3	US TREASURY 3.750 06/30/30	11/24/2025 11/25/2025	515,000.00	518,560.74 0.00	518,560.74	3.58	06/30/2030	1,552	99.35 511,660.55	(6,630.69) 518,291.24	0.10	Aa1 AA+
91282CPR6	US TREASURY 3.625 12/31/30	01/23/2026 01/26/2026	640,000.00	633,875.00 1,666.30	635,541.30	3.84	12/31/2030	1,736	98.65 631,350.00	(2,746.18) 634,096.18	0.13	Aa1 AA+
U.S. TREASURIES TOTAL			6,575,000.00	6,554,736.93 5,844.25	6,560,581.18	3.60		1,025	99.06 6,511,817.59	(42,730.38) 6,554,547.97	1.31	AA+
U.S. AGENCIES												
3133ERRW3	FED FARM CR BNKS 3.875 09/03/26	09/10/2024 09/10/2024	2,500,000.00	2,510,387.46 0.00	2,510,387.46	3.65	09/03/2026	156	100.02 2,500,475.00	(1,754.99) 2,502,229.99	0.50	Aa1 AA+
3130B2PJ8	FHLBANKS 3.625 09/04/26	09/19/2024 09/19/2024	2,500,000.00	2,499,379.87 0.00	2,499,379.87	3.64	09/04/2026	157	99.91 2,497,800.00	(2,064.51) 2,499,864.51	0.50	Aa1 AA+
3133ERN31	FED FARM CR BNKS 4.340 12/23/27 '26	01/16/2025 01/16/2025	4,000,000.00	4,000,307.11 0.00	4,000,307.11	4.33	12/23/2027	632	100.02 4,000,840.00	724.13 4,000,115.87	0.80	Aa1 AA+
3134HBF61	FREDDIE MAC 4.110 03/24/28 '27 MTN	03/27/2025 03/27/2025	5,000,000.00	5,000,000.00 0.00	5,000,000.00	4.11	03/24/2028	724	99.65 4,982,700.00	(17,300.00) 5,000,000.00	1.00	Aa1 AA+
3133ETRC3	FED FARM CR BNKS 4.230 07/28/28 '26	08/04/2025 08/04/2025	3,000,000.00	3,002,115.00 0.00	3,002,115.00	4.16	07/28/2028	850	99.63 2,988,780.00	(11,919.08) 3,000,699.08	0.60	Aa1 AA+
880591FE7	TVA 3.875 08/01/30	11/21/2025 11/24/2025	350,000.00	352,877.00 0.00	352,877.00	3.68	08/01/2030	1,584	99.60 348,614.00	(4,047.77) 352,661.77	0.07	Aa1 AA+
U.S. AGENCIES TOTAL			17,350,000.00	17,365,066.44 0.00	17,365,066.44	4.03		578	99.82 17,319,209.00	(36,362.23) 17,355,571.23	3.48	AA+
MUNICIPAL BONDS												



Position Statement

CUSIP	DESCRIPTION	TRADE DATE SETTLE DATE	PAR VALUE	PRINCIPAL COST PURCHASED INTEREST	TOTAL COST	YIELD TO MATURITY	MATURITY DATE	DAYS TO MATURITY	MARKET PRICE MARKET VALUE	UNREALIZED GAIN/LOSS BOOK VALUE	% OF MV	MOODY'S S&P RATING
45203MW64	ILLINOIS HSG DEV AUTH REV 3.778 04/01/27	11/24/2025 11/25/2025	400,000.00	400,608.00 251.87	400,859.87	3.66	04/01/2027	366	99.79 399,175.60	(1,275.46) 400,451.06	0.08	Aaa NA
64966SRQ1	NEW YORK CITY 3.821 10/01/27	11/24/2025 11/25/2025	580,000.00	581,629.80 1,969.94	583,599.74	3.66	10/01/2027	549	99.65 577,951.44	(3,371.72) 581,323.16	0.12	Aa2 AA
184541DG2	CLEAR CREEK TEX INDPT SCH D 5.000 02/15/28	06/10/2025 06/10/2025	2,955,000.00	3,071,906.37 0.00	3,071,906.37	3.44	02/15/2028	686	101.93 3,011,972.40	(24,826.23) 3,036,798.63	0.60	Aa2 NA
780869VX8	ROYSE CITY TEX INDPT SCH DI 5.000 02/15/28	04/14/2025 04/14/2025	1,345,000.00	1,391,664.03 0.00	1,391,664.03	3.70	02/15/2028	686	101.92 1,370,884.53	(4,969.59) 1,375,854.11	0.28	Aaa NA
576004HE8	MASSACHUSETTS (COMMONWEALTH 3.769 07/15/29	11/21/2025 11/24/2025	665,000.00	665,458.85 0.00	665,458.85	3.75	07/15/2029	1,202	99.23 659,880.17	(5,534.49) 665,414.66	0.13	Aa1 NA
624539FA5	MOUNTAINSIDE N J SCH DIST 2.053 08/15/29	11/21/2025 11/24/2025	500,000.00	469,365.00 0.00	469,365.00	3.83	08/15/2029	1,233	93.53 467,674.00	(4,574.29) 472,248.29	0.09	A1 NA
803321PU6	SARASOTA CNTY FLA UTIL SYS 1.554 10/01/29	11/21/2025 11/24/2025	250,000.00	230,190.00 571.96	230,761.96	3.78	10/01/2029	1,280	91.98 229,947.25	(2,044.94) 231,992.19	0.05	NA AA+
511355AX7	LAKE WORTH BEACH FLA NON-AD 2.080 07/01/30 '28	11/21/2025 11/24/2025	500,000.00	459,500.00 0.00	459,500.00	4.03	07/01/2030	1,553	91.70 458,488.00	(4,097.71) 462,585.71	0.09	Aa3 AA
882724RF6	TEXAS STATE 2.426 10/01/30	11/24/2025 11/25/2025	560,000.00	528,455.20 2,037.84	530,493.04	3.71	10/01/2030	1,645	93.58 524,070.40	(6,646.91) 530,717.31	0.11	Aaa AAA
MUNICIPAL BONDS TOTAL			7,755,000.00	7,798,777.25 4,831.61	7,803,608.86	3.63		871	99.43 7,700,043.78	(57,341.34) 7,757,385.12	1.55	AA
ENTERPRISE FUND RESERVE TOTAL			39,632,686.16	39,491,811.47 10,675.86	39,502,487.33	3.86		611	39,409,912.58	(136,433.95) 39,546,346.53	7.91	AA
GRAND TOTAL			500,090,224.05	498,278,232.41 72,752.64	498,350,985.05	3.78		268	498,326,538.75	(820,555.54) 499,147,094.29	100.00	AA+



Cash Reconciliation Report

CONSOLIDATED CASH						
POST DATE	IDENTIFIER	DESCRIPTION	PAR VALUE	FINAL MATURITY	PRINCIPAL	AMOUNT
COUPON						
01/02/2026	341271AE4	FLORIDA ST BRD ADMIN FIN CO 1.705 07/01/27	0.00	07/01/2027	0.00	9,471.28
01/15/2026	495731AX9	KINGMAN ARIZ EXCISE TAX REV 1.657 07/15/28	0.00	07/15/2028	0.00	4,142.50
01/15/2026	91282CJT9	US TREASURY 4.000 01/15/27	0.00	01/15/2027	0.00	12,500.00
02/02/2026	91282CGH8	US TREASURY 3.500 01/31/28	0.00	01/31/2028	0.00	84,087.50
02/02/2026	64966SQH2	NEW YORK CITY 3.930 08/01/27	0.00	08/01/2027	0.00	17,685.00
02/17/2026	91282CNU1	US TREASURY 3.625 08/15/28	0.00	08/15/2028	0.00	77,031.25
02/17/2026	649791PT1	NEW YORK ST 2.450 02/15/28	0.00	02/15/2028	0.00	11,576.25
03/02/2026	92778WKU9	VIRGINIA COLLEGE BLDG AUTH 1.130 09/01/28	0.00	09/01/2028	0.00	2,825.00
03/02/2026	91282CMP3	US TREASURY 4.125 02/28/27	0.00	02/28/2027	0.00	14,746.88
03/12/2026	3130AVBC5	FHLBANKS 4.500 03/12/27	0.00	03/12/2027	0.00	112,500.00
03/16/2026	64990FB45	NEW YORK STATE DORMITORY AU 1.802 03/15/28	0.00	03/15/2028	0.00	4,279.75
03/16/2026	91282CLL3	US TREASURY 3.375 09/15/27	0.00	09/15/2027	0.00	12,065.63
03/24/2026	3135G0Q22	FANNIE MAE 1.875 09/24/26	0.00	09/24/2026	0.00	46,875.00
COUPON TOTAL			0.00		0.00	409,786.04
CONSOLIDATED CASH RESERVE						
POST DATE	IDENTIFIER	DESCRIPTION	PAR VALUE	FINAL MATURITY	PRINCIPAL	AMOUNT
COUPON						
01/15/2026	91282CJT9	US TREASURY 4.000 01/15/27	0.00	01/15/2027	0.00	8,000.00
01/15/2026	576004HE8	MASSACHUSETTS (COMMONWEALTH 3.769 07/15/29	0.00	07/15/2029	0.00	9,705.18
01/28/2026	3133ETRC3	FED FARM CR BNKS 4.230 07/28/28 '26	0.00	07/28/2028	0.00	63,450.00
02/02/2026	880591FE7	TVA 3.875 08/01/30	0.00	08/01/2030	0.00	5,586.46
02/02/2026	91282CGJ4	US TREASURY 3.500 01/31/30	0.00	01/31/2030	0.00	9,012.50
02/17/2026	9128286B1	US TREASURY 2.625 02/15/29	0.00	02/15/2029	0.00	6,037.50
03/02/2026	074561RD5	BEAUMONT TEX WTRWKS & SWRS 2.650 09/01/27	0.00	09/01/2027	0.00	6,161.25
03/03/2026	3133ERRW3	FED FARM CR BNKS 3.875 09/03/26	0.00	09/03/2026	0.00	50,375.00
03/04/2026	3130B2PJ8	FHLBANKS 3.625 09/04/26	0.00	09/04/2026	0.00	47,125.00
03/24/2026	3134HBFG1	FREDDIE MAC 4.110 03/24/28 '27 MTN	0.00	03/24/2028	0.00	102,750.00

Cash Reconciliation Report

COUPON TOTAL			0.00		0.00	308,202.89
ENTERPRISE FUND						
POST DATE	IDENTIFIER	DESCRIPTION	PAR VALUE	FINAL MATURITY	PRINCIPAL	AMOUNT
CALL REDEMPTION						
03/24/2026	3130B5MPO	FHLBANKS 4.250 03/24/27 CALD	-5,000,000.00	03/24/2027	-5,000,000.00	5,000,000.00
CALL REDEMPTION TOTAL			-5,000,000.00		-5,000,000.00	5,000,000.00
POST DATE	IDENTIFIER	DESCRIPTION	PAR VALUE	FINAL MATURITY	PRINCIPAL	AMOUNT
COUPON						
01/02/2026	20772KJY6	CONNECTICUT ST 2.350 07/01/26	0.00	07/01/2026	0.00	19,681.25
01/02/2026	341271AE4	FLORIDA ST BRD ADMIN FIN CO 1.705 07/01/27	0.00	07/01/2027	0.00	11,841.23
01/15/2026	91282CJT9	US TREASURY 4.000 01/15/27	0.00	01/15/2027	0.00	56,000.00
01/15/2026	91282CNM9	US TREASURY 3.875 07/15/28	0.00	07/15/2028	0.00	93,968.75
02/02/2026	91282CGH8	US TREASURY 3.500 01/31/28	0.00	01/31/2028	0.00	58,012.50
02/02/2026	64966SQH2	NEW YORK CITY 3.930 08/01/27	0.00	08/01/2027	0.00	22,106.25
02/17/2026	91282CNU1	US TREASURY 3.625 08/15/28	0.00	08/15/2028	0.00	99,687.50
02/17/2026	914302MG6	UNIVERSITY HOUSTON TEX UNIV 4.164 02/15/27	0.00	02/15/2027	0.00	31,230.00
02/17/2026	649791PT1	NEW YORK ST 2.450 02/15/28	0.00	02/15/2028	0.00	14,516.25
03/04/2026	3130B2PJ8	FHLBANKS 3.625 09/04/26	0.00	09/04/2026	0.00	72,500.00
03/16/2026	91282CLL3	US TREASURY 3.375 09/15/27	0.00	09/15/2027	0.00	82,687.50
03/16/2026	91282CNY3	US TREASURY 3.375 09/15/28	0.00	09/15/2028	0.00	18,984.38
03/24/2026	3130B5MPO	FHLBANKS 4.250 03/24/27 CALD	0.00	03/24/2027	0.00	106,250.00
03/24/2026	3135G0Q22	FANNIE MAE 1.875 09/24/26	0.00	09/24/2026	0.00	46,875.00
03/31/2026	91282CGT2	US TREASURY 3.625 03/31/28	0.00	03/31/2028	0.00	60,990.63
COUPON TOTAL			0.00		0.00	795,331.24
ENTERPRISE FUND RESERVE						
POST DATE	IDENTIFIER	DESCRIPTION	PAR VALUE	FINAL MATURITY	PRINCIPAL	AMOUNT
BUY						
01/26/2026	91282CPR6	US TREASURY 3.625 12/31/30	640,000.00	12/31/2030	633,875.00	-635,541.30
01/26/2026	91282CGB1	US TREASURY 3.875 12/31/29	635,000.00	12/31/2029	637,629.30	-639,396.60
BUY TOTAL			1,275,000.00		1,271,504.30	-1,274,937.90

Cash Reconciliation Report

POST DATE	IDENTIFIER	DESCRIPTION	PAR VALUE	FINAL MATURITY	PRINCIPAL	AMOUNT
COUPON						
01/02/2026	511355AX7	LAKE WORTH BEACH FLA NON-AD 2.080 07/01/30 '28	0.00	07/01/2030	0.00	5,200.00
01/15/2026	576004HE8	MASSACHUSETTS (COMMONWEALTH 3.769 07/15/29	0.00	07/15/2029	0.00	12,531.93
01/15/2026	91282CJT9	US TREASURY 4.000 01/15/27	0.00	01/15/2027	0.00	8,600.00
01/28/2026	3133ETRC3	FED FARM CR BNKS 4.230 07/28/28 '26	0.00	07/28/2028	0.00	63,450.00
02/02/2026	880591FE7	TVA 3.875 08/01/30	0.00	08/01/2030	0.00	6,517.53
02/02/2026	91282CGJ4	US TREASURY 3.500 01/31/30	0.00	01/31/2030	0.00	9,012.50
02/17/2026	780869VX8	ROYSE CITY TEX INDPT SCH DI 5.000 02/15/28	0.00	02/15/2028	0.00	33,625.00
02/17/2026	624539FA5	MOUNTAINSIDE N J SCH DIST 2.053 08/15/29	0.00	08/15/2029	0.00	5,132.50
02/17/2026	9128286B1	US TREASURY 2.625 02/15/29	0.00	02/15/2029	0.00	6,825.00
02/17/2026	184541DG2	CLEAR CREEK TEX INDPT SCH D 5.000 02/15/28	0.00	02/15/2028	0.00	73,875.00
03/02/2026	91282CMP3	US TREASURY 4.125 02/28/27	0.00	02/28/2027	0.00	11,962.50
03/03/2026	3133ERRW3	FED FARM CR BNKS 3.875 09/03/26	0.00	09/03/2026	0.00	48,437.50
03/04/2026	3130B2PJ8	FHLBANKS 3.625 09/04/26	0.00	09/04/2026	0.00	45,312.50
03/24/2026	3134HBF1	FREDDIE MAC 4.110 03/24/28 '27 MTN	0.00	03/24/2028	0.00	102,750.00
COUPON TOTAL			0.00		0.00	433,231.96
MATURITY						
01/23/2026	78013WAP5	Royal Bank of Canada 0.0 01/23/2026	-1,100,000.00	01/23/2026	-1,100,000.00	1,100,000.00
MATURITY TOTAL			-1,100,000.00		-1,100,000.00	1,100,000.00



Transaction Statement

ENTERPRISE FUND RESERVE									
	TRADE DATE	SETTLE DATE	CUSIP	DESCRIPTION	PAR VALUE	PRINCIPAL COST	PURCHASED INTEREST	TOTAL	PURCHASE YIELD
BUY									
	01/23/2026	01/26/2026	91282CPR6	US TREASURY 3.625 12/31/30	640,000.00	633,875.00	1,666.30	(635,541.30)	3.84
	01/23/2026	01/26/2026	91282CGB1	US TREASURY 3.875 12/31/29	635,000.00	637,629.30	1,767.30	(639,396.60)	3.76
BUY TOTAL					1,275,000.00	1,271,504.30	3,433.60	(1,274,937.90)	3.80

	TRADE DATE	SETTLE DATE	CUSIP	DESCRIPTION	PAR VALUE	BOOK VALUE	TOTAL	NET REALIZED GAIN/LOSS
MATURITY								
	01/23/2026	01/23/2026	78013WAP5	Royal Bank of Canada 0.0 01/23/2026	(1,100,000.00)	1,100,000.00	1,100,000.00	0.00
MATURITY TOTAL					(1,100,000.00)	1,100,000.00	1,100,000.00	0.00

ENTERPRISE FUND									
	TRADE DATE	SETTLE DATE	CUSIP	DESCRIPTION	PAR VALUE	BOOK VALUE	TOTAL	NET REALIZED GAIN/LOSS	
CALL REDEMPTION									
	03/24/2026	03/24/2026	3130B5MP0	FHLBANKS 4.250 03/24/27 CALD	(5,000,000.00)	5,000,000.00	5,000,000.00	0.00	
CALL REDEMPTION TOTAL					(5,000,000.00)	5,000,000.00	5,000,000.00	0.00	



Amortization Schedule

CUSIP	DESCRIPTION	PAR VALUE	PRINCIPAL COST	ORIGINAL PREMIUM OR DISCOUNT	BEGINNING BOOK VALUE	CURRENT PERIOD AMORT	ENDING BOOK VALUE	TOTAL AMORTIZATION	UNAMORTIZED BALANCE
05970UE46	BANCO SANTANDE 05/04/26	1,800,000.00	1,764,524.00	(35,476.00)	1,775,892.00	17,640.00	1,793,532.00	29,008.00	(6,468.00)
13032UC48	CALIFORNIA HEALTH FACS FING 3.244 06/01/27	720,000.00	715,680.00	(4,320.00)	715,969.04	703.07	716,672.12	992.12	(3,327.88)
19464VEE6	COLLIER CNTY FLA SPL OBLIG 2.000 10/01/27	445,000.00	430,760.00	(14,240.00)	432,021.26	1,830.86	433,852.11	3,092.11	(11,147.89)
20775JEM7	CONNECTICUT HOUSING FINANCE 3.650 05/15/28	500,000.00	499,345.00	(655.00)	499,380.11	64.50	499,444.61	99.61	(555.39)
22533UDW0	CREDIT AGR NY 04/30/26	450,000.00	441,153.62	(8,846.38)	444,183.87	4,398.75	448,582.62	7,429.00	(1,417.38)
22533UGT4	CREDIT AGR NY 07/27/26	1,350,000.00	1,311,163.13	(38,836.87)	1,320,114.38	12,993.75	1,333,108.13	21,945.00	(16,891.87)
3135GOQ22	FANNIE MAE 1.875 09/24/26	5,000,000.00	4,843,930.52	(156,069.48)	4,924,105.15	25,678.71	4,949,783.86	105,853.34	(50,216.14)
3133EP7C3	FEDERAL FARM CREDIT BANKS FUNDING CORP 4.625 04/01/2026	5,000,000.00	5,034,593.91	34,593.91	5,004,753.36	(4,753.36)	5,000,000.00	(34,593.91)	0.00
3130AVBC5	FHLBANKS 4.500 03/12/27	5,000,000.00	5,043,430.00	43,430.00	5,026,202.57	(5,421.22)	5,020,781.35	(22,648.65)	20,781.35
341271AE4	FLORIDA ST BRD ADMIN FIN CO 1.705 07/01/27	1,111,000.00	1,074,214.79	(36,785.21)	1,077,747.14	5,481.24	1,083,228.38	9,013.59	(27,771.62)
45685RGU5	ING US FUNDING 07/28/26	1,800,000.00	1,748,025.00	(51,975.00)	1,759,960.00	17,325.00	1,777,285.00	29,260.00	(22,715.00)
495731AX9	KINGMAN ARIZ EXCISE TAX REV 1.657 07/15/28	500,000.00	475,465.00	(24,535.00)	476,407.67	2,292.99	478,700.66	3,235.66	(21,299.34)
59334DLK8	MIAMI-DADE CNTY FLA WTR & S 2.551 10/01/28	970,000.00	938,261.60	(31,738.40)	940,107.55	2,679.60	942,787.15	4,525.55	(27,212.85)
60535Q2F6	MISSISSIPPI HOME CORP SINGL 4.387 12/01/27	500,000.00	505,105.00	5,105.00	504,848.36	(624.25)	504,224.11	(880.89)	4,224.11
62479MDW0	MUFG BANK NY 04/30/26	450,000.00	441,108.38	(8,891.62)	444,154.13	4,421.25	448,575.38	7,467.00	(1,424.62)
62479MGT4	MUFG BANK NY 07/27/26	1,350,000.00	1,311,163.13	(38,836.87)	1,320,114.38	12,993.75	1,333,108.13	21,945.00	(16,891.87)
63873KHH3	NATIXIS NY 08/17/26	2,000,000.00	1,942,100.00	(57,900.00)	1,951,106.67	19,300.00	1,970,406.67	28,306.67	(29,593.33)
64966SQH2	NEW YORK CITY 3.930 08/01/27	1,000,000.00	1,003,360.00	3,360.00	1,003,033.99	(473.24)	1,002,560.75	(799.25)	2,560.75
64979IPT1	NEW YORK ST 2.450 02/15/28	945,000.00	918,218.70	(26,781.30)	920,083.42	2,893.54	922,976.96	4,758.26	(22,023.04)
64990FB45	NEW YORK STATE DORMITORY AU 1.802 03/15/28	475,000.00	455,050.00	(19,950.00)	455,950.36	2,132.42	458,082.78	3,032.78	(16,917.22)
89119BFN1	TD 06/22/26	2,000,000.00	1,954,108.88	(45,891.12)	1,963,115.55	19,300.00	1,982,415.55	28,306.67	(17,584.45)
880558NX5	TENNESSEE ST SCH BD AUTH 1126 11/01/28	465,000.00	430,924.80	(34,075.20)	432,762.49	2,803.26	435,565.76	4,640.96	(29,434.25)
8923A1D73	TOYO CRD PUE RIC 04/07/26	1,340,000.00	1,317,787.64	(22,212.36)	1,326,242.67	12,897.50	1,339,140.17	21,352.53	(859.83)
91282CLL3	US TREASURY 3.375 09/15/27	715,000.00	713,547.66	(1,452.34)	713,627.12	198.65	713,825.77	278.11	(1,174.23)
91282CGH8	US TREASURY 3.500 01/31/28	4,805,000.00	4,795,615.26	(9,384.74)	4,796,280.68	1,032.55	4,797,313.23	1,697.97	(7,686.77)
91282CHA2	US TREASURY 3.500 04/30/28	3,750,000.00	3,741,796.88	(8,203.12)	3,742,320.87	813.08	3,743,133.95	1,337.07	(6,866.05)
91282CPC9	US TREASURY 3.500 10/15/28	3,065,000.00	3,054,224.59	(10,775.41)	3,054,786.44	902.97	3,055,689.40	1,464.81	(9,310.60)



Amortization Schedule

CUSIP	DESCRIPTION	PAR VALUE	PRINCIPAL COST	ORIGINAL PREMIUM OR DISCOUNT	BEGINNING BOOK VALUE	CURRENT PERIOD AMORT	ENDING BOOK VALUE	TOTAL AMORTIZATION	UNAMORTIZED BALANCE
91282CPE5	US TREASURY 3.500 10/31/27	5,305,000.00	5,295,260.35	(9,739.65)	5,296,038.45	1,207.39	5,297,245.84	1,985.49	(7,754.16)
91282CNU1	US TREASURY 3.625 08/15/28	4,250,000.00	4,252,324.22	2,324.22	4,252,191.41	(206.09)	4,251,985.32	(338.90)	1,985.32
91282CMY4	US TREASURY 3.750 04/30/27	1,140,000.00	1,141,914.84	1,914.84	1,141,709.93	(317.96)	1,141,391.97	(522.87)	1,391.97
91282CNE7	US TREASURY 3.875 05/31/27	710,000.00	713,605.47	3,605.47	713,369.90	(588.92)	712,780.99	(824.48)	2,780.99
91282CNH0	US TREASURY 3.875 06/15/28	1,000,000.00	1,010,507.81	10,507.81	1,010,101.93	(1,014.70)	1,009,087.23	(1,420.58)	9,087.23
91282CFZ9	US TREASURY 3.875 11/30/27	650,000.00	655,103.52	5,103.52	654,853.21	(625.77)	654,227.44	(876.08)	4,227.44
91282CJT9	US TREASURY 4.000 01/15/27	625,000.00	627,832.03	2,832.03	627,617.90	(621.67)	626,996.24	(835.79)	1,996.24
91282CMP3	US TREASURY 4.125 02/28/27	715,000.00	719,803.91	4,803.91	719,427.13	(941.94)	718,485.19	(1,318.72)	3,485.19
91282CLY5	US TREASURY 4.250 11/30/26	715,000.00	719,329.10	4,329.10	718,906.75	(1,055.88)	717,850.87	(1,478.23)	2,850.87
91282CME8	US TREASURY 4.250 12/31/26	715,000.00	719,775.98	4,775.98	719,346.14	(1,074.60)	718,271.55	(1,504.43)	3,271.55
92778WKU9	VIRGINIA COLLEGE BLDG AUTH 1.130 09/01/28	500,000.00	467,210.00	(32,790.00)	468,410.03	2,918.99	471,329.02	4,119.02	(28,670.98)
TOTAL		63,831,000.00	63,227,324.72	(603,675.28)	63,347,244.02	157,184.23	63,504,428.25	277,103.53	(326,571.75)

05970UE46	BANCO SANTANDE 05/04/26	1,000,000.00	982,370.00	(17,630.00)	986,777.50	9,675.00	996,452.50	14,082.50	(3,547.50)
072024XG2	BAY AREA TOLL AUTH CALIF TO 2.019 04/01/30	500,000.00	462,990.00	(37,010.00)	463,875.07	2,096.22	465,971.30	2,981.30	(34,028.70)
074561RD5	BEAUMONT TEX WTRWKS & SWRS 2.650 09/01/27	465,000.00	455,700.00	(9,300.00)	456,247.06	1,295.67	457,542.72	1,842.72	(7,457.28)
13032UC48	CALIFORNIA HEALTH FACS FING 3.244 06/01/27	585,000.00	581,490.00	(3,510.00)	581,724.85	571.25	582,296.09	806.09	(2,703.91)
3133ERRW3	FED FARM CR BNKS 3.875 09/03/26	2,600,000.00	2,610,802.96	10,802.96	2,603,665.82	(1,346.63)	2,602,319.20	(8,483.77)	2,319.20
3133ETRC3	FED FARM CR BNKS 4.230 07/28/28 '26	3,000,000.00	3,002,115.00	2,115.00	3,001,232.27	(533.19)	3,000,699.08	(1,415.92)	699.08
3133ERN31	FED FARM CR BNKS 4.340 12/23/27 '26	4,000,000.00	4,000,307.11	307.11	4,000,155.08	(39.21)	4,000,115.87	(191.24)	115.87
3130B2PJ8	FHLBANKS 3.625 09/04/26	2,600,000.00	2,599,355.06	(644.94)	2,599,777.79	81.29	2,599,859.09	504.03	(140.91)
3134HBF1	FREDDIE MAC 4.110 03/24/28 '27 MTN	5,000,000.00	5,000,000.00	0.00	5,000,000.00	0.00	5,000,000.00	0.00	0.00
45203MW64	ILLINOIS HSG DEV AUTH REV 3.778 04/01/27	600,000.00	600,912.00	912.00	600,843.41	(166.83)	600,676.59	(235.41)	676.59
495242Q69	KING CNTY WASH SCH DIST NO 1.151 12/01/28	555,000.00	516,150.00	(38,850.00)	517,488.44	3,169.99	520,658.43	4,508.43	(34,341.57)
576004HE8	MASSACHUSETTS (COMMONWEALTH) 3.769 07/15/29	515,000.00	515,355.35	355.35	515,345.19	(24.06)	515,321.13	(34.22)	321.13
62479MGN7	MUFG BANK NY 07/22/26	1,400,000.00	1,363,806.50	(36,193.50)	1,369,913.22	13,405.00	1,383,318.22	19,511.72	(16,681.78)
63873KHH3	NATIXIS NY 08/17/26	1,500,000.00	1,456,575.00	(43,425.00)	1,463,330.00	14,475.00	1,477,805.00	21,230.00	(22,195.00)



Amortization Schedule

CUSIP	DESCRIPTION	PAR VALUE	PRINCIPAL COST	ORIGINAL PREMIUM OR DISCOUNT	BEGINNING BOOK VALUE	CURRENT PERIOD AMORT	ENDING BOOK VALUE	TOTAL AMORTIZATION	UNAMORTIZED BALANCE
64966SRQ1	NEW YORK CITY 3.821 10/01/27	585,000.00	586,643.85	1,643.85	586,553.74	(219.18)	586,334.56	(309.29)	1,334.56
650367NY7	NEWARK N J 4.000 11/01/27	220,000.00	220,915.20	915.20	220,866.01	(116.50)	220,749.51	(165.69)	749.51
89119BFN1	TD 06/22/26	1,500,000.00	1,465,581.68	(34,418.32)	1,472,336.68	14,474.99	1,486,811.67	21,229.99	(13,188.33)
882724RE9	TEXAS STATE 2.326 10/01/29	330,000.00	313,731.00	(16,269.00)	314,170.39	1,040.66	315,211.05	1,480.05	(14,788.95)
882724RF6	TEXAS STATE 2.426 10/01/30	440,000.00	415,214.80	(24,785.20)	415,732.62	1,259.55	416,992.17	1,777.37	(23,007.83)
880591FE7	TVA 3.875 08/01/30	300,000.00	302,466.00	2,466.00	302,411.23	(129.71)	302,281.52	(184.48)	2,281.52
9128286B1	US TREASURY 2.625 02/15/29	460,000.00	447,655.47	(12,344.53)	448,043.20	943.13	448,986.33	1,330.86	(11,013.67)
91282CEM9	US TREASURY 2.875 04/30/29	460,000.00	450,368.75	(9,631.25)	450,653.38	692.34	451,345.72	976.97	(8,654.28)
91282CGJ4	US TREASURY 3.500 01/31/30	515,000.00	513,692.38	(1,307.62)	513,724.04	77.02	513,801.06	108.68	(1,198.94)
91282CHJ3	US TREASURY 3.750 06/30/30	515,000.00	518,560.74	3,560.74	518,482.23	(190.98)	518,291.24	(269.50)	3,291.24
91282CJT9	US TREASURY 4.000 01/15/27	400,000.00	401,812.50	1,812.50	401,675.46	(397.87)	401,277.59	(534.91)	1,277.59
91282CJP7	US TREASURY 4.375 12/15/26	390,000.00	393,016.41	3,016.41	392,769.69	(716.30)	392,053.39	(963.02)	2,053.39
TOTAL		30,435,000.00	30,177,587.76	(257,412.24)	30,197,794.37	59,376.66	30,257,171.03	79,583.27	(177,828.97)

ENTERPRISE FUND									
052414RS0	AUSTIN TEX ELEC UTIL SYS RE 2.777 11/15/26	2,000,000.00	1,975,356.11	(24,643.89)	1,986,916.93	3,702.75	1,990,619.69	15,263.58	(9,380.31)
05970UE46	BANCO SANTANDE 05/04/26	2,000,000.00	1,960,582.22	(39,417.78)	1,973,213.33	19,600.00	1,992,813.33	32,231.11	(7,186.67)
13063DGC6	CALIFORNIA STATE 3.500 04/01/28	1,300,000.00	1,296,776.00	(3,224.00)	1,296,918.62	337.79	1,297,256.41	480.41	(2,743.59)
19464VEE6	COLLIER CNTY FLA SPL OBLIG 2.000 10/01/27	555,000.00	537,240.00	(17,760.00)	538,813.03	2,283.43	541,096.46	3,856.46	(13,903.54)
20775JEM7	CONNECTICUT HOUSING FINANCE 3.650 05/15/28	630,000.00	629,174.70	(825.30)	629,218.94	81.27	629,300.21	125.51	(699.79)
20775JEN5	CONNECTICUT HOUSING FINANCE 3.700 11/15/28	2,725,000.00	2,729,632.50	4,632.50	2,729,478.79	(384.26)	2,729,094.53	(537.97)	4,094.53
20772KJY6	CONNECTICUT ST 2.350 07/01/26	1,675,000.00	1,659,590.00	(15,410.00)	1,662,263.88	6,332.88	1,668,596.76	9,006.76	(6,403.24)
22533UDW0	CREDIT AGRI NY 04/30/26	1,000,000.00	980,341.39	(19,658.61)	987,075.28	9,775.00	996,850.28	16,508.89	(3,149.72)
22533UGT4	CREDIT AGRI NY 07/27/26	1,250,000.00	1,214,039.93	(35,960.07)	1,222,328.12	12,031.25	1,234,359.37	20,319.44	(15,640.63)
235241VJ2	DALLAS TEX AREA RAPID TRAN 1.147 12/01/26	1,465,000.00	1,398,494.90	(66,505.10)	1,428,822.96	9,748.30	1,438,571.26	40,076.36	(26,428.74)
3135GOQ22	FANNIE MAE 1.875 09/24/26	5,000,000.00	4,843,930.52	(156,069.48)	4,924,105.15	25,678.71	4,949,783.86	105,853.34	(50,216.14)
3133EP7C3	FEDERAL FARM CREDIT BANKS FUNDING CORP 4.625 04/01/2026	7,000,000.00	7,048,431.48	48,431.48	7,006,654.71	(6,654.71)	7,000,000.00	(48,431.48)	0.00
3130B2PJ8	FHLBANKS 3.625 09/04/26	4,000,000.00	3,999,007.79	(992.21)	3,999,658.15	125.07	3,999,783.21	775.42	(216.79)



Amortization Schedule

CUSIP	DESCRIPTION	PAR VALUE	PRINCIPAL COST	ORIGINAL PREMIUM OR DISCOUNT	BEGINNING BOOK VALUE	CURRENT PERIOD AMORT	ENDING BOOK VALUE	TOTAL AMORTIZATION	UNAMORTIZED BALANCE
3130B5MP0	FHLBANKS 4.250 03/24/27 CALD	5,000,000.00	5,000,000.00	0.00	5,000,000.00	0.00	0.00	0.00	0.00
341271AE4	FLORIDA ST BRD ADMIN FIN CO 1.705 07/01/27	1,389,000.00	1,343,010.21	(45,989.79)	1,347,426.45	6,852.78	1,354,279.23	11,269.02	(34,720.77)
45203MW80	ILLINOIS HSG DEV AUTH REV 3.837 04/01/28	1,485,000.00	1,489,455.00	4,455.00	1,489,262.88	(467.31)	1,488,795.58	(659.42)	3,795.58
45685RGU5	ING US FUNDING 07/28/26	2,250,000.00	2,185,031.25	(64,968.75)	2,199,950.00	21,656.25	2,221,606.25	36,575.00	(28,393.75)
544647LB4	LOS ANGELES CALIF UNI SCH D 4.252 10/01/28	1,000,000.00	1,017,470.00	17,470.00	1,016,849.07	(1,510.37)	1,015,338.69	(2,131.31)	15,338.69
59334DLK8	MIAMI-DADE CNTY FLA WTR & S 2.551 10/01/28	1,210,000.00	1,170,408.80	(39,591.20)	1,172,711.48	3,342.60	1,176,054.07	5,645.27	(33,945.93)
62479MDW0	MUFG BANK NY 04/30/26	1,000,000.00	980,240.83	(19,759.17)	987,009.16	9,825.00	996,834.17	16,593.34	(3,165.83)
62479MGT4	MUFG BANK NY 07/27/26	1,250,000.00	1,214,039.93	(35,960.07)	1,222,328.12	12,031.25	1,234,359.37	20,319.44	(15,640.63)
63873KHH3	NATIXIS NY 08/17/26	7,200,000.00	6,991,560.00	(208,440.00)	7,023,984.00	69,480.00	7,093,464.00	101,904.00	(106,536.00)
63307MH77	NATL BK CANADA 08/07/26	2,650,000.00	2,586,404.42	(63,595.58)	2,589,983.39	24,777.50	2,614,760.89	28,356.47	(35,239.11)
648533P68	NEW ROCHELLE NY CITY SCH D 5.000 04/02/26	5,315,000.00	5,353,214.85	38,214.85	5,324,553.71	(9,448.73)	5,315,104.99	(38,109.86)	104.99
64966SQH2	NEW YORK CITY 3.930 08/01/27	1,250,000.00	1,254,200.00	4,200.00	1,253,792.49	(591.55)	1,253,200.94	(999.06)	3,200.94
64979IPT1	NEW YORK ST 2.450 02/15/28	1,185,000.00	1,151,417.10	(33,582.90)	1,153,755.41	3,628.40	1,157,383.81	5,966.71	(27,616.19)
89119BFN1	TD 06/22/26	7,200,000.00	7,034,791.97	(165,208.03)	7,067,215.98	69,480.01	7,136,695.99	101,904.02	(63,304.01)
880558NX5	TENNESSEE ST SCH BD AUTH 1.126 11/01/28	585,000.00	542,131.20	(42,868.80)	544,443.14	3,526.68	547,969.82	5,838.62	(37,030.18)
88285AGF9	TEXAS WATER DEVELOPMENT BOA 3.811 10/15/27	690,000.00	692,070.00	2,070.00	691,956.00	(270.00)	691,686.00	(384.00)	1,686.00
914302MG6	UNIVERSITY HOUSTON TEX UNIV 4.164 02/15/27	1,500,000.00	1,505,905.00	5,905.00	1,503,503.69	(769.10)	1,502,734.59	(3,170.41)	2,734.59
91282CEW7	US TREASURY 3.250 06/30/27	4,900,000.00	4,880,859.38	(19,140.62)	4,882,045.37	2,964.98	4,885,010.36	4,150.98	(14,989.64)
91282CLL3	US TREASURY 3.375 09/15/27	4,900,000.00	4,890,046.88	(9,953.12)	4,890,591.43	1,361.37	4,891,952.80	1,905.92	(8,047.20)
91282CNY3	US TREASURY 3.375 09/15/28	1,125,000.00	1,122,583.01	(2,416.99)	1,122,667.98	212.43	1,122,880.41	297.40	(2,119.59)
91282CGH8	US TREASURY 3.500 01/31/28	3,315,000.00	3,308,525.39	(6,474.61)	3,308,984.47	712.37	3,309,696.84	1,171.45	(5,303.16)
91282CHA2	US TREASURY 3.500 04/30/28	4,870,000.00	4,859,346.88	(10,653.12)	4,860,027.37	1,055.93	4,861,083.29	1,736.41	(8,916.71)
91282CPC9	US TREASURY 3.500 10/15/28	3,705,000.00	3,691,974.59	(13,025.41)	3,692,653.75	1,091.51	3,693,745.27	1,770.68	(11,254.73)
91282CPE5	US TREASURY 3.500 10/31/27	7,445,000.00	7,431,331.45	(13,668.55)	7,432,423.43	1,694.45	7,434,117.88	2,786.43	(10,882.12)
91282CPP0	US TREASURY 3.500 12/15/28	2,975,000.00	2,973,024.41	(1,975.59)	2,973,042.55	163.27	2,973,205.82	181.41	(1,794.18)
91282CGT2	US TREASURY 3.625 03/31/28	3,365,000.00	3,378,407.42	13,407.42	3,377,843.56	(1,409.66)	3,376,433.90	(1,973.52)	11,433.90
91282CNU1	US TREASURY 3.625 08/15/28	5,500,000.00	5,503,007.81	3,007.81	5,502,835.94	(266.70)	5,502,569.23	(438.58)	2,569.23
91282CMY4	US TREASURY 3.750 04/30/27	5,010,000.00	5,018,415.25	8,415.25	5,017,514.73	(1,397.37)	5,016,117.36	(2,297.89)	6,117.36



Amortization Schedule

CUSIP	DESCRIPTION	PAR VALUE	PRINCIPAL COST	ORIGINAL PREMIUM OR DISCOUNT	BEGINNING BOOK VALUE	CURRENT PERIOD AMORT	ENDING BOOK VALUE	TOTAL AMORTIZATION	UNAMORTIZED BALANCE
91282CNE7	US TREASURY 3.875 05/31/27	4,900,000.00	4,924,882.81	24,882.81	4,923,257.07	(4,064.34)	4,919,192.73	(5,690.08)	19,192.73
91282CNH0	US TREASURY 3.875 06/15/28	4,850,000.00	4,900,962.89	50,962.89	4,898,994.37	(4,921.31)	4,894,073.06	(6,889.83)	44,073.06
91282CNM9	US TREASURY 3.875 07/15/28	4,850,000.00	4,901,341.80	51,341.80	4,899,420.49	(4,803.29)	4,894,617.20	(6,724.60)	44,617.20
91282CFZ9	US TREASURY 3.875 11/30/27	4,800,000.00	4,837,687.50	37,687.50	4,835,839.07	(4,621.08)	4,831,217.98	(6,469.52)	31,217.98
91282CGC9	US TREASURY 3.875 12/31/27	4,800,000.00	4,839,937.50	39,937.50	4,838,058.09	(4,698.53)	4,833,359.56	(6,577.94)	33,359.56
91282CJT9	US TREASURY 4.000 01/15/27	2,800,000.00	2,812,687.50	12,687.50	2,811,728.20	(2,785.06)	2,808,943.14	(3,744.36)	8,943.14
TOTAL		146,869,000.00	146,058,970.57	(810,029.43)	146,242,120.72	274,489.87	141,516,610.59	457,640.02	(352,389.41)

ENTERPRISE FUND RESERVE									
05970UE46	BANCO SANTANDE 05/04/26	1,800,000.00	1,768,266.00	(31,734.00)	1,776,199.50	17,415.00	1,793,614.50	25,348.50	(6,385.50)
184541DG2	CLEAR CREEK TEX INDPT SCH D 5.000 02/15/28	2,955,000.00	3,071,906.37	116,906.37	3,047,545.90	(10,747.27)	3,036,798.63	(35,107.74)	81,798.63
3133ERRW3	FED FARM CR BNKS 3.875 09/03/26	2,500,000.00	2,510,387.46	10,387.46	2,503,524.83	(1,294.84)	2,502,229.99	(8,157.47)	2,229.99
3133ETRC3	FED FARM CR BNKS 4.230 07/28/28 '26	3,000,000.00	3,002,115.00	2,115.00	3,001,232.27	(533.19)	3,000,699.08	(1,415.92)	699.08
3133ERN31	FED FARM CR BNKS 4.340 12/23/27 '26	4,000,000.00	4,000,307.11	307.11	4,000,155.08	(39.21)	4,000,115.87	(191.24)	115.87
3130B2PJ8	FHLBANKS 3.625 09/04/26	2,500,000.00	2,499,379.87	(620.13)	2,499,786.34	78.17	2,499,864.51	484.64	(135.49)
3134HBF61	FREDDIE MAC 4.110 03/24/28 '27 MTN	5,000,000.00	5,000,000.00	0.00	5,000,000.00	0.00	5,000,000.00	0.00	0.00
45203MW64	ILLINOIS HSG DEV AUTH REV 3.778 04/01/27	400,000.00	400,608.00	608.00	400,562.28	(111.22)	400,451.06	(156.94)	451.06
511355AX7	LAKE WORTH BEACH FLA NON-AD 2.080 07/01/30 '28	500,000.00	459,500.00	(40,500.00)	460,416.07	2,169.64	462,585.71	3,085.71	(37,414.29)
576004HE8	MASSACHUSETTS (COMMONWEALTH 3.769 07/15/29	665,000.00	665,458.85	458.85	665,445.73	(31.07)	665,414.66	(44.19)	414.66
624539FA5	MOUNTAINSIDE N J SCH DIST 2.053 08/15/29	500,000.00	469,365.00	(30,635.00)	470,220.98	2,027.32	472,248.29	2,883.29	(27,751.71)
62479MGN7	MUFG BANK NY 07/22/26	1,900,000.00	1,850,880.25	(49,119.75)	1,859,167.94	18,192.50	1,877,360.44	26,480.19	(22,639.56)
63873KHH3	NATIXIS NY 08/17/26	1,900,000.00	1,844,995.00	(55,005.00)	1,853,551.33	18,335.00	1,871,886.33	26,891.33	(28,113.67)
64966SRQ1	NEW YORK CITY 3.821 10/01/27	580,000.00	581,629.80	1,629.80	581,540.46	(217.31)	581,323.16	(306.64)	1,323.16
780869VX8	ROYSE CITY TEX INDPT SCH DI 5.000 02/15/28	1,345,000.00	1,391,664.03	46,664.03	1,379,907.94	(4,053.83)	1,375,854.11	(15,809.92)	30,854.11
78013WAP5	Royal Bank of Canada 0.0 01/23/2026	1,100,000.00	1,092,666.67	(7,333.33)	1,097,311.11	2,688.89	0.00	7,333.33	0.00
803321PU6	SARASOTA CNTY FLA UTIL SYS 1.554 10/01/29	250,000.00	230,190.00	(19,810.00)	230,725.02	1,267.16	231,992.19	1,802.19	(18,007.81)
89119BFN1	TD 06/22/26	1,900,000.00	1,856,403.44	(43,596.56)	1,864,959.77	18,335.00	1,883,294.78	26,891.34	(16,705.22)
882724RF6	TEXAS STATE 2.426 10/01/30	560,000.00	528,455.20	(31,544.80)	529,114.24	1,603.07	530,717.31	2,262.11	(29,282.69)



Amortization Schedule

CUSIP	DESCRIPTION	PAR VALUE	PRINCIPAL COST	ORIGINAL PREMIUM OR DISCOUNT	BEGINNING BOOK VALUE	CURRENT PERIOD AMORT	ENDING BOOK VALUE	TOTAL AMORTIZATION	UNAMORTIZED BALANCE
880591FE7	TVA 3.875 08/01/30	350,000.00	352,877.00	2,877.00	352,813.10	(151.33)	352,661.77	(215.23)	2,661.77
9128286B1	US TREASURY 2.625 02/15/29	520,000.00	506,045.31	(13,954.69)	506,483.62	1,066.15	507,549.76	1,504.45	(12,450.24)
91282CES6	US TREASURY 2.750 05/31/29	520,000.00	506,573.44	(13,426.56)	506,960.64	941.85	507,902.49	1,329.05	(12,097.51)
91282CEM9	US TREASURY 2.875 04/30/29	520,000.00	509,112.50	(10,887.50)	509,434.26	782.65	510,216.90	1,104.40	(9,783.10)
91282CGJ4	US TREASURY 3.500 01/31/30	515,000.00	513,692.38	(1,307.62)	513,724.04	77.02	513,801.06	108.68	(1,198.94)
91282CPR6	US TREASURY 3.625 12/31/30	640,000.00	633,875.00	(6,125.00)	0.00	221.18	634,096.18	221.18	(5,903.82)
91282CHJ3	US TREASURY 3.750 06/30/30	515,000.00	518,560.74	3,560.74	518,482.23	(190.98)	518,291.24	(269.50)	3,291.24
91282CMZ1	US TREASURY 3.875 04/30/30	515,000.00	521,256.45	6,256.45	521,113.29	(348.23)	520,765.07	(491.38)	5,765.07
91282CNE7	US TREASURY 3.875 05/31/27	760,000.00	763,859.38	3,859.38	763,607.22	(630.39)	762,976.84	(882.54)	2,976.84
91282CGB1	US TREASURY 3.875 12/31/29	635,000.00	637,629.30	2,629.30	0.00	(119.10)	637,510.20	(119.10)	2,510.20
91282CJT9	US TREASURY 4.000 01/15/27	430,000.00	431,948.44	1,948.44	431,801.12	(427.71)	431,373.41	(575.03)	1,373.41
91282CMP3	US TREASURY 4.125 02/28/27	580,000.00	583,896.88	3,896.88	583,591.24	(764.09)	582,827.15	(1,069.73)	2,827.15
91282CJP7	US TREASURY 4.375 12/15/26	425,000.00	428,287.11	3,287.11	428,018.24	(780.58)	427,237.66	(1,049.45)	2,237.66
TOTAL		40,280,000.00	40,131,791.98	(148,208.02)	38,857,395.81	64,760.26	39,093,660.37	61,868.39	(86,339.63)
GRAND TOTAL		281,415,000.00	279,595,675.03	(1,819,324.97)	278,644,554.93	555,811.02	274,371,870.24	876,195.21	(943,129.76)



Accrued Interest Schedule

IDENTIFIER	DESCRIPTION	SETTLE DATE	PAR VALUE	PRINCIPAL COST	BEGINNING ACCRUED INTEREST	PURCHASED INTEREST	CURRENT PERIOD ACCRUAL	INTEREST RECEIVED	ENDING ACCRUED INTEREST
CONSOLIDATED CASH									
05970UE46	BANCO SANTANDE 05/04/26	2025-11-04	1,800,000.00	1,764,524.00	0.00	0.00	0.00	0.00	0.00
13032UC48	CALIFORNIA HEALTH FACS FING 3.244 06/01/27	2025-11-25	720,000.00	715,680.00	1,946.40	0.00	5,839.20	0.00	7,785.60
19464VEE6	COLLIER CNTY FLA SPL OBLIG 2.000 10/01/27	2025-10-31	445,000.00	430,760.00	2,225.00	0.00	2,225.00	0.00	4,450.00
20775JEM7	CONNECTICUT HOUSING FINANCE 3.650 05/15/28	2025-11-13	500,000.00	499,345.00	2,433.33	0.00	4,562.50	0.00	6,995.83
22533UDW0	CREDIT AGRI NY 04/30/26	2025-10-31	450,000.00	441,153.62	0.00	0.00	0.00	0.00	0.00
22533UGT4	CREDIT AGRI NY 07/27/26	2025-10-31	1,350,000.00	1,311,163.13	0.00	0.00	0.00	0.00	0.00
3135G0Q22	FANNIE MAE 1.875 09/24/26	2025-03-25	5,000,000.00	4,843,930.52	25,260.42	0.00	23,437.50	46,875.00	1,822.92
3133EP7C3	FEDERAL FARM CREDIT BANKS FUND-ING CORP 4.625 04/01/2026	2024-06-14	5,000,000.00	5,034,593.91	57,812.50	0.00	57,812.50	0.00	115,625.00
3130AVBC5	FHLBANKS 4.500 03/12/27	2025-03-20	5,000,000.00	5,043,430.00	68,125.00	0.00	56,250.00	112,500.00	11,875.00
341271AE4	FLORIDA ST BRD ADMIN FIN CO 1.705 07/01/27	2025-11-04	1,111,000.00	1,074,214.79	9,471.28	0.00	4,735.64	9,471.28	4,735.64
45685RGU5	ING US FUNDING 07/28/26	2025-10-31	1,800,000.00	1,748,025.00	0.00	0.00	0.00	0.00	0.00
495731AX9	KINGMAN ARIZ EXCISE TAX REV 1.657 07/15/28	2025-11-25	500,000.00	475,465.00	3,820.31	0.00	2,071.25	4,142.50	1,749.06
LOGIC	LOGIC	2026-03-31	11,022,076.46	11,022,076.46	0.00	0.00	103,149.94	103,149.94	0.00
LSCO	Lone Star Invest Pool - Corporate Overnight Fund	2026-03-31	23,077.15	23,077.15	0.00	0.00	215.50	215.50	0.00
58510R580	MEEDER:GOVERNMENT MM;Y	2026-03-31	592,921.77	592,921.77	494.39	0.00	3,091.67	2,086.72	1,499.34
59334DLK8	MIAMI-DADE CNTY FLA WTR & S 2.551 10/01/28	2025-10-31	970,000.00	938,261.60	6,186.18	0.00	6,186.18	0.00	12,372.35
60535Q2F6	MISSISSIPPI HOME CORP SINGL 4.387 12/01/27	2025-11-25	500,000.00	505,105.00	1,827.92	0.00	5,483.75	0.00	7,311.67
62479MDW0	MUFG BANK NY 04/30/26	2025-10-31	450,000.00	441,108.38	0.00	0.00	0.00	0.00	0.00
62479MGT4	MUFG BANK NY 07/27/26	2025-10-31	1,350,000.00	1,311,163.13	0.00	0.00	0.00	0.00	0.00
63873KHH3	NATIXIS NY 08/17/26	2025-11-20	2,000,000.00	1,942,100.00	0.00	0.00	0.00	0.00	0.00
64966SQH2	NEW YORK CITY 3.930 08/01/27	2025-10-31	1,000,000.00	1,003,360.00	14,410.00	0.00	9,825.00	17,685.00	6,550.00
64979IPT1	NEW YORK ST 2.450 02/15/28	2025-11-04	945,000.00	918,218.70	8,746.50	0.00	5,788.13	11,576.25	2,958.38
64990FB45	NEW YORK STATE DORMITORY AU 1.802 03/15/28	2025-11-24	475,000.00	455,050.00	2,520.30	0.00	2,139.88	4,279.75	380.42
89119BFN1	TD 06/22/26	2025-11-20	2,000,000.00	1,954,108.88	0.00	0.00	0.00	0.00	0.00
880558NX5	TENNESSEE ST SCH BD AUTH 1.126 11/01/28	2025-11-03	465,000.00	430,924.80	872.65	0.00	1,308.98	0.00	2,181.63



Accrued Interest Schedule

IDENTIFIER	DESCRIPTION	SETTLE DATE	PAR VALUE	PRINCIPAL COST	BEGINNING ACCRUED INTEREST	PURCHASED INTEREST	CURRENT PERIOD ACCRUAL	INTEREST RECEIVED	ENDING ACCRUED INTEREST
8923A1D73	TOYO CRD PUE RIC 04/07/26	2025-11-03	1,340,000.00	1,317,787.64	0.00	0.00	0.00	0.00	0.00
TEXPOOL	TexPool	2026-03-31	6,326.00	6,326.00	0.00	0.00	57.11	57.11	0.00
TEXSTAR	TexSTAR	2026-03-31	31,673.18	31,673.18	0.00	0.00	285.58	285.58	0.00
TXCLASS	Texas CLASS	2026-03-31	3,256,316.35	3,256,316.35	0.00	0.00	30,452.95	30,452.95	0.00
TEXASFIT	Texas Fixed Income Trust Cash Pool	2026-03-31	54,870,957.58	54,870,957.58	0.00	0.00	261,676.14	261,676.14	0.00
TXRANGE	Texas Range TexasDAILY Fund	2026-03-31	1,758,279.44	1,758,279.44	0.00	0.00	15,923.37	15,923.37	0.00
91282CLL3	US TREASURY 3.375 09/15/27	2025-11-26	715,000.00	713,547.66	7,199.38	0.00	5,981.01	12,065.63	1,114.76
91282CGH8	US TREASURY 3.500 01/31/28	2025-11-04	4,805,000.00	4,795,615.26	70,377.58	0.00	41,584.23	84,087.50	27,874.31
91282CHA2	US TREASURY 3.500 04/30/28	2025-11-04	3,750,000.00	3,741,796.88	22,479.28	0.00	32,631.22	0.00	55,110.50
91282CPC9	US TREASURY 3.500 10/15/28	2025-11-06	3,065,000.00	3,054,224.59	22,987.50	0.00	26,524.04	0.00	49,511.54
91282CPE5	US TREASURY 3.500 10/31/27	2025-11-04	5,305,000.00	5,295,260.35	31,800.69	0.00	46,162.29	0.00	77,962.98
91282CNU1	US TREASURY 3.625 08/15/28	2025-11-04	4,250,000.00	4,252,324.22	58,192.09	0.00	37,990.58	77,031.25	19,151.42
91282CMY4	US TREASURY 3.750 04/30/27	2025-11-04	1,140,000.00	1,141,914.84	7,321.82	0.00	10,628.45	0.00	17,950.28
91282CNE7	US TREASURY 3.875 05/31/27	2025-11-26	710,000.00	713,605.47	2,418.68	0.00	6,802.54	0.00	9,221.22
91282CNH0	US TREASURY 3.875 06/15/28	2025-11-26	1,000,000.00	1,010,507.81	1,809.75	0.00	9,581.04	0.00	11,390.80
91282CFZ9	US TREASURY 3.875 11/30/27	2025-11-26	650,000.00	655,103.52	2,214.29	0.00	6,227.68	0.00	8,441.96
91282CJT9	US TREASURY 4.000 01/15/27	2025-12-01	625,000.00	627,832.03	11,548.91	0.00	6,199.71	12,500.00	5,248.62
91282CMP3	US TREASURY 4.125 02/28/27	2025-11-26	715,000.00	719,803.91	10,021.36	0.00	7,290.20	14,746.88	2,564.67
91282CLY5	US TREASURY 4.250 11/30/26	2025-11-26	715,000.00	719,329.10	2,671.43	0.00	7,513.39	0.00	10,184.82
91282CME8	US TREASURY 4.250 12/31/26	2025-11-26	715,000.00	719,775.98	83.94	0.00	7,554.90	0.00	7,638.85
92778WKU9	VIRGINIA COLLEGE BLDG AUTH 1130 09/01/28	2025-11-25	500,000.00	467,210.00	1,883.33	0.00	1,412.50	2,825.00	470.83
WFCHOICE	Wells Fargo - Choice	2026-03-31	771.00	771.00	0.00	0.00	0.00	0.00	0.00
0168MEED	Wells Fargo MM - Sweep	2026-03-31	7,563,871.13	7,563,871.13	0.00	0.00	211,053.30	211,053.30	0.00
TOTAL			142,957,270.06	142,353,594.78	459,162.20	0.00	1,067,654.83	1,034,686.65	492,130.38

CONSOLIDATED CASH RESERVE									
05970UE46	BANCO SANTANDE 05/04/26	2025-11-21	1,000,000.00	982,370.00	0.00	0.00	0.00	0.00	0.00
072024XG2	BAY AREA TOLL AUTH CALIF TO 2.019 04/01/30	2025-11-24	500,000.00	462,990.00	2,523.75	0.00	2,523.75	0.00	5,047.50



Accrued Interest Schedule

IDENTIFIER	DESCRIPTION	SETTLE DATE	PAR VALUE	PRINCIPAL COST	BEGINNING ACCRUED INTEREST	PURCHASED INTEREST	CURRENT PERIOD ACCRUAL	INTEREST RECEIVED	ENDING ACCRUED INTEREST
074561RD5	BEAUMONT TEX WTRWKS & SWRS 2.650 09/01/27	2025-11-24	465,000.00	455,700.00	4,107.50	0.00	3,080.63	6,161.25	1,026.88
13032UC48	CALIFORNIA HEALTH FACS FING 3.244 06/01/27	2025-11-25	585,000.00	581,490.00	1,581.45	0.00	4,744.35	0.00	6,325.80
3133ERRW3	FED FARM CR BNKS 3.875 09/03/26	2024-09-10	2,600,000.00	2,610,802.96	33,023.61	0.00	25,187.50	50,375.00	7,836.11
3133ETRC3	FED FARM CR BNKS 4.230 07/28/28 '26	2025-08-04	3,000,000.00	3,002,115.00	53,932.50	0.00	31,725.00	63,450.00	22,207.50
3133ERN31	FED FARM CR BNKS 4.340 12/23/27 '26	2025-01-16	4,000,000.00	4,000,307.11	3,857.78	0.00	43,400.00	0.00	47,257.78
3130B2PJ8	FHLBANKS 3.625 09/04/26	2024-09-19	2,600,000.00	2,599,355.06	30,631.25	0.00	23,562.50	47,125.00	7,068.75
3134HBF81	FREDDIE MAC 4.110 03/24/28 '27 MTN	2025-03-27	5,000,000.00	5,000,000.00	55,370.83	0.00	51,375.00	102,750.00	3,995.83
45203MW64	ILLINOIS HSG DEV AUTH REV 3.778 04/01/27	2025-11-25	600,000.00	600,912.00	2,644.60	0.00	5,667.00	0.00	8,311.60
495242Q69	KING CNTY WASH SCH DIST NO 1.151 12/01/28	2025-11-24	555,000.00	516,150.00	532.34	0.00	1,597.01	0.00	2,129.35
576004HE8	MASSACHUSETTS (COMMONWEALTH 3.769 07/15/29	2025-11-24	515,000.00	515,355.35	8,950.33	0.00	4,852.59	9,705.18	4,097.74
58510R580	MEEDER:GOVERNMENT MM;Y	2026-03-31	500,572.18	500,572.18	359.82	0.00	2,683.60	1,816.10	1,227.32
62479MGN7	MUFG BANK NY 07/22/26	2025-11-21	1,400,000.00	1,363,806.50	0.00	0.00	0.00	0.00	0.00
63873KHH3	NATIXIS NY 08/17/26	2025-11-20	1,500,000.00	1,456,575.00	0.00	0.00	0.00	0.00	0.00
64966SRQ1	NEW YORK CITY 3.821 10/01/27	2025-11-25	585,000.00	586,643.85	4,222.21	0.00	5,588.21	0.00	9,810.42
650367NY7	NEWARK N J 4.000 11/01/27	2025-11-24	220,000.00	220,915.20	1,466.67	0.00	2,200.00	0.00	3,666.67
89119BFN1	TD 06/22/26	2025-11-20	1,500,000.00	1,465,581.68	0.00	0.00	0.00	0.00	0.00
882724RE9	TEXAS STATE 2.326 10/01/29	2025-11-24	330,000.00	313,731.00	1,918.95	0.00	1,918.95	0.00	3,837.90
882724RF6	TEXAS STATE 2.426 10/01/30	2025-11-25	440,000.00	415,214.80	2,668.60	0.00	2,668.60	0.00	5,337.20
880591FE7	TVA 3.875 08/01/30	2025-11-24	300,000.00	302,466.00	4,617.71	0.00	2,906.25	5,586.46	1,937.50
TXCLASS	Texas CLASS	2026-03-31	4,857,425.03	4,857,425.03	0.00	0.00	45,426.44	45,426.44	0.00
9128286B1	US TREASURY 2.625 02/15/29	2025-11-25	460,000.00	447,655.47	4,560.94	0.00	2,977.60	6,037.50	1,501.04
91282CEM9	US TREASURY 2.875 04/30/29	2025-11-25	460,000.00	450,368.75	2,265.06	0.00	3,287.98	0.00	5,553.04
91282CGJ4	US TREASURY 3.500 01/31/30	2025-11-25	515,000.00	513,692.38	7,543.07	0.00	4,457.00	9,012.50	2,987.57
91282CHJ3	US TREASURY 3.750 06/30/30	2025-11-25	515,000.00	518,560.74	53.35	0.00	4,801.45	0.00	4,854.80
91282CJT9	US TREASURY 4.000 01/15/27	2025-12-01	400,000.00	401,812.50	7,391.30	0.00	3,967.81	8,000.00	3,359.12
91282CJP7	US TREASURY 4.375 12/15/26	2025-12-01	390,000.00	393,016.41	796.88	0.00	4,218.75	0.00	5,015.63
TOTAL			35,792,997.21	35,535,584.97	235,020.48	0.00	284,817.98	355,445.43	164,393.03



Accrued Interest Schedule

IDENTIFIER	DESCRIPTION	SETTLE DATE	PAR VALUE	PRINCIPAL COST	BEGINNING ACCRUED INTEREST	PURCHASED INTEREST	CURRENT PERIOD ACCRUAL	INTEREST RECEIVED	ENDING ACCRUED INTEREST
ENTERPRISE FUND									
052414RS0	AUSTIN TEX ELEC UTIL SYS RE 2.777 11/15/26	2025-03-25	2,000,000.00	1,975,356.11	7,096.78	0.00	13,885.00	0.00	20,981.78
05970UE46	BANCO SANTANDE 05/04/26	2025-11-04	2,000,000.00	1,960,582.22	0.00	0.00	0.00	0.00	0.00
13063DGC6	CALIFORNIA STATE 3.500 04/01/28	2025-11-24	1,300,000.00	1,296,776.00	11,375.00	0.00	11,375.00	0.00	22,750.00
19464VEE6	COLLIER CNTY FLA SPL OBLIG 2.000 10/01/27	2025-10-31	555,000.00	537,240.00	2,775.00	0.00	2,775.00	0.00	5,550.00
20775JEM7	CONNECTICUT HOUSING FINANCE 3.650 05/15/28	2025-11-13	630,000.00	629,174.70	3,066.00	0.00	5,748.75	0.00	8,814.75
20775JEN5	CONNECTICUT HOUSING FINANCE 3.700 11/15/28	2025-11-26	2,725,000.00	2,729,632.50	13,443.33	0.00	25,206.25	0.00	38,649.58
20772KJY6	CONNECTICUT ST 2.350 07/01/26	2025-11-24	1,675,000.00	1,659,590.00	19,681.25	0.00	9,840.63	19,681.25	9,840.63
22533UDW0	CREDIT AGRI NY 04/30/26	2025-10-31	1,000,000.00	980,341.39	0.00	0.00	0.00	0.00	0.00
22533UGT4	CREDIT AGRI NY 07/27/26	2025-10-31	1,250,000.00	1,214,039.93	0.00	0.00	0.00	0.00	0.00
235241VJ2	DALLAS TEX AREA RAPID TRAN 1147 12/01/26	2025-03-26	1,465,000.00	1,398,494.90	1,400.30	0.00	4,200.89	0.00	5,601.18
3135G0Q22	FANNIE MAE 1.875 09/24/26	2025-03-25	5,000,000.00	4,843,930.52	25,260.42	0.00	23,437.50	46,875.00	1,822.92
3133EP7C3	FEDERAL FARM CREDIT BANKS FUND-ING CORP 4.625 04/01/2026	2024-06-14	7,000,000.00	7,048,431.48	80,937.50	0.00	80,937.50	0.00	161,875.00
3130B2PJ8	FHLBANKS 3.625 09/04/26	2024-09-19	4,000,000.00	3,999,007.79	47,125.00	0.00	36,250.00	72,500.00	10,875.00
3130B5MP0	FHLBANKS 4.250 03/24/27 CALD	2025-03-24	0.00	0.00	57,256.94	0.00	48,993.06	106,250.00	0.00
341271AE4	FLORIDA ST BRD ADMIN FIN CO 1.705 07/01/27	2025-11-04	1,389,000.00	1,343,010.21	11,841.23	0.00	5,920.62	11,841.23	5,920.61
45203MW80	ILLINOIS HSG DEV AUTH REV 3.837 04/01/28	2025-11-25	1,485,000.00	1,489,455.00	6,647.60	0.00	14,244.86	0.00	20,892.47
45685RGU5	ING US FUNDING 07/28/26	2025-10-31	2,250,000.00	2,185,031.25	0.00	0.00	0.00	0.00	0.00
LOGIC	LOGIC	2026-03-31	99,572,928.47	99,572,928.47	0.00	0.00	931,851.89	931,851.89	0.00
544647LB4	LOS ANGELES CALIF UNI SCH D 4.252 10/01/28	2025-11-25	1,000,000.00	1,017,470.00	10,630.00	0.00	10,630.00	0.00	21,260.00
LSCO	Lone Star Invest Pool - Corporate Overnight Fund	2026-03-31	24,972.29	24,972.29	0.00	0.00	233.20	233.20	0.00
58510R580	MEEDER:GOVERNMENT MM;Y	2026-03-31	6,026,565.39	6,026,565.39	6,375.33	0.00	8,851.89	8,989.33	6,237.89
59334DLK8	MIAMI-DADE CNTY FLA WTR & S 2.551 10/01/28	2025-10-31	1,210,000.00	1,170,408.80	7,716.78	0.00	7,716.78	0.00	15,433.55
62479MDW0	MUFG BANK NY 04/30/26	2025-10-31	1,000,000.00	980,240.83	0.00	0.00	0.00	0.00	0.00
62479MGT4	MUFG BANK NY 07/27/26	2025-10-31	1,250,000.00	1,214,039.93	0.00	0.00	0.00	0.00	0.00
63873KHH3	NATIXIS NY 08/17/26	2025-11-20	7,200,000.00	6,991,560.00	0.00	0.00	0.00	0.00	0.00



Accrued Interest Schedule

IDENTIFIER	DESCRIPTION	SETTLE DATE	PAR VALUE	PRINCIPAL COST	BEGINNING ACCRUED INTEREST	PURCHASED INTEREST	CURRENT PERIOD ACCRUAL	INTEREST RECEIVED	ENDING ACCRUED INTEREST
63307MH77	NATL BK CANADA 08/07/26	2025-12-19	2,650,000.00	2,586,404.42	0.00	0.00	0.00	0.00	0.00
648533P68	NEW ROCHELLE N Y CITY SCH D 5.000 04/02/26	2025-04-02	5,315,000.00	5,353,214.85	198,574.31	0.00	66,437.50	0.00	265,011.81
64966SQH2	NEW YORK CITY 3.930 08/01/27	2025-10-31	1,250,000.00	1,254,200.00	18,012.50	0.00	12,281.25	22,106.25	8,187.50
649791PT1	NEW YORK ST 2.450 02/15/28	2025-11-04	1,185,000.00	1,151,417.10	10,967.83	0.00	7,258.13	14,516.25	3,709.71
89119BFN1	TD 06/22/26	2025-11-20	7,200,000.00	7,034,791.97	0.00	0.00	0.00	0.00	0.00
880558NX5	TENNESSEE ST SCH BD AUTH 1.126 11/01/28	2025-11-03	585,000.00	542,131.20	1,097.85	0.00	1,646.78	0.00	2,744.63
88285AGF9	TEXAS WATER DEVELOPMENT BOA 3.811 10/15/27	2025-11-24	690,000.00	692,070.00	5,551.36	0.00	6,573.98	0.00	12,125.33
TEXPOOL	TexPool	2026-03-31	36,084.92	36,084.92	0.00	0.00	326.10	326.10	0.00
TEXSTAR	TexSTAR	2026-03-31	73,151.27	73,151.27	0.00	0.00	659.47	659.47	0.00
TXCLASS	Texas CLASS	2026-03-31	14,053,559.76	14,053,559.76	0.00	0.00	131,428.32	131,428.32	0.00
TXRANGE	Texas Range TexasDAILY Fund	2026-03-31	4,702,160.49	4,702,160.49	0.00	0.00	42,583.81	42,583.81	0.00
914302MG6	UNIVERSITY HOUSTON TEX UNIV 4.164 02/15/27	2025-03-25	1,500,000.00	1,505,905.00	23,596.00	0.00	15,615.00	31,230.00	7,981.00
91282CEW7	US TREASURY 3.250 06/30/27	2025-11-26	4,900,000.00	4,880,859.38	439.92	0.00	39,592.54	0.00	40,032.46
91282CLL3	US TREASURY 3.375 09/15/27	2025-11-26	4,900,000.00	4,890,046.88	49,338.40	0.00	40,988.71	82,687.50	7,639.61
91282CNY3	US TREASURY 3.375 09/15/28	2025-11-26	1,125,000.00	1,122,583.01	11,327.69	0.00	9,410.68	18,984.38	1,753.99
91282CGH8	US TREASURY 3.500 01/31/28	2025-11-04	3,315,000.00	3,308,525.39	48,553.94	0.00	28,689.22	58,012.50	19,230.66
91282CHA2	US TREASURY 3.500 04/30/28	2025-11-04	4,870,000.00	4,859,346.88	29,193.09	0.00	42,377.07	0.00	71,570.17
91282CPC9	US TREASURY 3.500 10/15/28	2025-11-06	3,705,000.00	3,691,974.59	27,787.50	0.00	32,062.50	0.00	59,850.00
91282CPE5	US TREASURY 3.500 10/31/27	2025-11-04	7,445,000.00	7,431,331.45	44,628.87	0.00	64,783.84	0.00	109,412.71
91282CPP0	US TREASURY 3.500 12/15/28	2025-12-22	2,975,000.00	2,973,024.41	4,862.98	0.00	25,745.19	0.00	30,608.17
91282CGT2	US TREASURY 3.625 03/31/28	2025-11-26	3,365,000.00	3,378,407.42	31,165.54	0.00	30,158.37	60,990.63	333.28
91282CNU1	US TREASURY 3.625 08/15/28	2025-11-04	5,500,000.00	5,503,007.81	75,307.40	0.00	49,164.28	99,687.50	24,784.19
91282CMY4	US TREASURY 3.750 04/30/27	2025-11-04	5,010,000.00	5,018,415.25	32,177.49	0.00	46,709.25	0.00	78,886.74
91282CNE7	US TREASURY 3.875 05/31/27	2025-11-26	4,900,000.00	4,924,882.81	16,692.31	0.00	46,947.12	0.00	63,639.42
91282CNH0	US TREASURY 3.875 06/15/28	2025-11-26	4,850,000.00	4,900,962.89	8,777.30	0.00	46,468.06	0.00	55,245.36
91282CNM9	US TREASURY 3.875 07/15/28	2025-11-26	4,850,000.00	4,901,341.80	86,818.95	0.00	46,606.29	93,968.75	39,456.49
91282CFZ9	US TREASURY 3.875 11/30/27	2025-11-26	4,800,000.00	4,837,687.50	16,351.65	0.00	45,989.01	0.00	62,340.66
91282CGC9	US TREASURY 3.875 12/31/27	2025-11-26	4,800,000.00	4,839,937.50	513.81	0.00	46,243.09	0.00	46,756.91



Accrued Interest Schedule

IDENTIFIER	DESCRIPTION	SETTLE DATE	PAR VALUE	PRINCIPAL COST	BEGINNING ACCRUED INTEREST	PURCHASED INTEREST	CURRENT PERIOD ACCRUAL	INTEREST RECEIVED	ENDING ACCRUED INTEREST
91282CJT9	US TREASURY 4.000 01/15/27	2025-12-01	2,800,000.00	2,812,687.50	51,739.13	0.00	27,774.68	56,000.00	23,513.81
WFCHOICE	Wells Fargo - Choice	2026-03-31	95,236.00	95,236.00	0.00	0.00	0.00	0.00	0.00
0226MEED	Wells Fargo MM - Sweep	2026-03-31	15,253,612.03	15,253,612.03	0.00	0.00	113,406.87	113,406.87	0.00
TOTAL			281,707,270.62	280,897,241.19	1,106,104.27	0.00	2,310,025.91	2,024,810.23	1,391,319.95

ENTERPRISE FUND RESERVE									
05970UE46	BANCO SANTANDE 05/04/26	2025-11-21	1,800,000.00	1,768,266.00	0.00	0.00	0.00	0.00	0.00
184541DG2	CLEAR CREEK TEX INDPT SCH D 5.000 02/15/28	2025-06-10	2,955,000.00	3,071,906.37	55,816.67	0.00	36,937.50	73,875.00	18,879.17
3133ERRW3	FED FARM CR BNKS 3.875 09/03/26	2024-09-10	2,500,000.00	2,510,387.46	31,753.47	0.00	24,218.75	48,437.50	7,534.72
3133ETRC3	FED FARM CR BNKS 4.230 07/28/28 '26	2025-08-04	3,000,000.00	3,002,115.00	53,932.50	0.00	31,725.00	63,450.00	22,207.50
3133ERN31	FED FARM CR BNKS 4.340 12/23/27 '26	2025-01-16	4,000,000.00	4,000,307.11	3,857.78	0.00	43,400.00	0.00	47,257.78
3130B2PJ8	FHLBANKS 3.625 09/04/26	2024-09-19	2,500,000.00	2,499,379.87	29,453.13	0.00	22,656.25	45,312.50	6,796.88
3134HBF81	FREDDIE MAC 4.110 03/24/28 '27 MTN	2025-03-27	5,000,000.00	5,000,000.00	55,370.83	0.00	51,375.00	102,750.00	3,995.83
45203MW64	ILLINOIS HSG DEV AUTH REV 3.778 04/01/27	2025-11-25	400,000.00	400,608.00	1,763.07	0.00	3,778.00	0.00	5,541.07
511355AX7	LAKE WORTH BEACH FLA NON-AD 2.080 07/01/30 '28	2025-11-24	500,000.00	459,500.00	5,200.00	0.00	2,600.00	5,200.00	2,600.00
576004HE8	MASSACHUSETTS (COMMONWEALTH 3.769 07/15/29	2025-11-24	665,000.00	665,458.85	11,557.22	0.00	6,265.97	12,531.93	5,291.26
58510R580	MEEDER:GOVERNMENT MM;Y	2026-03-31	452,686.16	452,686.16	364.98	0.00	2,475.45	1,752.18	1,088.25
624539FA5	MOUNTAINSIDE N J SCH DIST 2.053 08/15/29	2025-11-24	500,000.00	469,365.00	3,877.89	0.00	2,566.25	5,132.50	1,311.64
62479MGN7	MUFG BANK NY 07/22/26	2025-11-21	1,900,000.00	1,850,880.25	0.00	0.00	0.00	0.00	0.00
63873KHH3	NATIXIS NY 08/17/26	2025-11-20	1,900,000.00	1,844,995.00	0.00	0.00	0.00	0.00	0.00
64966SRQ1	NEW YORK CITY 3.82110/01/27	2025-11-25	580,000.00	581,629.80	4,186.12	0.00	5,540.45	0.00	9,726.57
780869VX8	ROYSE CITY TEX INDPT SCH DI 5.000 02/15/28	2025-04-14	1,345,000.00	1,391,664.03	25,405.56	0.00	16,812.50	33,625.00	8,593.06
803321PU6	SARASOTA CNTY FLA UTIL SYS 1.554 10/01/29	2025-11-24	250,000.00	230,190.00	971.25	0.00	971.25	0.00	1,942.50
89119BFN1	TD 06/22/26	2025-11-20	1,900,000.00	1,856,403.44	0.00	0.00	0.00	0.00	0.00
882724RF6	TEXAS STATE 2.426 10/01/30	2025-11-25	560,000.00	528,455.20	3,396.40	0.00	3,396.40	0.00	6,792.80
880591FE7	TVA 3.875 08/01/30	2025-11-24	350,000.00	352,877.00	5,387.33	0.00	3,390.62	6,517.53	2,260.42
9128286B1	US TREASURY 2.625 02/15/29	2025-11-25	520,000.00	506,045.31	5,155.84	0.00	3,365.98	6,825.00	1,696.82



Accrued Interest Schedule

IDENTIFIER	DESCRIPTION	SETTLE DATE	PAR VALUE	PRINCIPAL COST	BEGINNING ACCRUED INTEREST	PURCHASED INTEREST	CURRENT PERIOD ACCRUAL	INTEREST RECEIVED	ENDING ACCRUED INTEREST
91282CES6	US TREASURY 2.750 05/31/29	2025-11-25	520,000.00	506,573.44	1,257.14	0.00	3,535.71	0.00	4,792.86
91282CEM9	US TREASURY 2.875 04/30/29	2025-11-25	520,000.00	509,112.50	2,560.50	0.00	3,716.85	0.00	6,277.35
91282CGJ4	US TREASURY 3.500 01/31/30	2025-11-25	515,000.00	513,692.38	7,543.07	0.00	4,457.00	9,012.50	2,987.57
91282CPR6	US TREASURY 3.625 12/31/30	2026-01-26	640,000.00	633,875.00	0.00	(1,666.30)	4,165.74	0.00	5,832.04
91282CHJ3	US TREASURY 3.750 06/30/30	2025-11-25	515,000.00	518,560.74	53.35	0.00	4,801.45	0.00	4,854.80
91282CMZ1	US TREASURY 3.875 04/30/30	2025-11-25	515,000.00	521,256.45	3,417.92	0.00	4,961.50	0.00	8,379.42
91282CNE7	US TREASURY 3.875 05/31/27	2025-11-26	760,000.00	763,859.38	2,589.01	0.00	7,281.59	0.00	9,870.60
91282CGB1	US TREASURY 3.875 12/31/29	2026-01-26	635,000.00	637,629.30	0.00	(1,767.30)	4,418.25	0.00	6,185.55
91282CJT9	US TREASURY 4.000 01/15/27	2025-12-01	430,000.00	431,948.44	7,945.65	0.00	4,265.40	8,600.00	3,611.05
91282CMP3	US TREASURY 4.125 02/28/27	2025-11-26	580,000.00	583,896.88	8,129.21	0.00	5,913.72	11,962.50	2,080.43
91282CJP7	US TREASURY 4.375 12/15/26	2025-12-01	425,000.00	428,287.11	868.39	0.00	4,597.36	0.00	5,465.75
TOTAL			39,632,686.16	39,491,811.47	331,814.27	(3,433.60)	313,589.94	434,984.14	213,853.67
GRAND TOTAL			500,090,224.05	498,278,232.41	2,132,101.22	(3,433.60)	3,976,088.67	3,849,926.45	2,261,697.03



Earnings by Fund

CUSIP	DESCRIPTION	ENDING PAR VALUE	BEGINNING BOOK VALUE	ENDING BOOK VALUE	FINAL MATURITY	COUPON RATE	YIELD	INTEREST EARNED	NET AMORTIZATION/ ACCRETION INCOME	NET REALIZED GAIN/LOSS	ADJUSTED INTEREST EARNINGS
CONSOLIDATED CASH											
0168MEED	Wells Fargo MM - Sweep	7,563,871.13	5,833,306.38	7,563,871.13	03/31/2026	4.00	3.54	211,053.30	0.00	0.00	211,053.30
05970UE46	BANCO SANTANDE 05/04/26	1,800,000.00	1,775,892.00	1,793,532.00	05/04/2026	0.00	4.00	0.00	17,640.00	0.00	17,640.00
13032UC48	CALIFORNIA HEALTH FACS FING 3.244 06/01/27	720,000.00	715,969.04	716,672.12	06/01/2027	3.24	3.65	5,839.20	703.07	0.00	6,542.27
19464VEE6	COLLIER CNTY FLA SPL OBLIG 2.000 10/01/27	445,000.00	432,021.26	433,852.11	10/01/2027	2.00	3.75	2,225.00	1,830.86	0.00	4,055.86
20775JEM7	CONNECTICUT HOUSING FINANCE 3.650 05/15/28	500,000.00	499,380.11	499,444.61	05/15/2028	3.65	3.71	4,562.50	64.50	0.00	4,627.00
22533UDW0	CREDIT AGR NY 04/30/26	450,000.00	444,183.87	448,582.62	04/30/2026	0.00	3.99	0.00	4,398.75	0.00	4,398.75
22533UGT4	CREDIT AGR NY 07/27/26	1,350,000.00	1,320,114.38	1,333,108.13	07/27/2026	0.00	3.96	0.00	12,993.75	0.00	12,993.75
3130AVBC5	FHLBANKS 4.500 03/12/27	5,000,000.00	5,026,202.57	5,020,781.35	03/12/2027	4.50	4.04	56,250.00	(5,421.22)	0.00	50,828.78
3133EP7C3	FEDERAL FARM CREDIT BANKS FUNDING CORP 4.625 04/01/2026	5,000,000.00	5,004,753.36	5,000,000.00	04/01/2026	4.63	4.22	57,812.50	(4,753.36)	0.00	53,059.14
3135G0Q22	FANNIE MAE 1.875 09/24/26	5,000,000.00	4,924,105.15	4,949,783.86	09/24/2026	1.88	4.05	23,437.50	25,678.71	0.00	49,116.21
341271AE4	FLORIDA ST BRD ADMIN FIN CO 1.705 07/01/27	1,111,000.00	1,077,747.14	1,083,228.38	07/01/2027	1.71	3.78	4,735.64	5,481.24	0.00	10,216.88
45685RGU5	ING US FUNDING 07/28/26	1,800,000.00	1,759,960.00	1,777,285.00	07/28/2026	0.00	3.96	0.00	17,325.00	0.00	17,325.00
495731AX9	KINGMAN ARIZ EXCISE TAX REV 1.657 07/15/28	500,000.00	476,407.67	478,700.66	07/15/2028	1.66	3.62	2,071.25	2,292.99	0.00	4,364.24
58510R580	MEEDER:GOVERNMENT MM;Y	592,921.77	182,243.04	592,921.77	03/31/2026	3.54	3.55	3,091.67	0.00	0.00	3,091.67
59334DLK8	MIAMI-DADE CNTY FLA WTR & S 2.551 10/01/28	970,000.00	940,107.55	942,787.15	10/01/2028	2.55	3.75	6,186.18	2,679.60	0.00	8,865.78
60535Q2F6	MISSISSIPPI HOME CORP SINGL 4.387 12/01/27	500,000.00	504,848.36	504,224.11	12/01/2027	4.39	3.86	5,483.75	(624.25)	0.00	4,859.50
62479MDW0	MUFG BANK NY 04/30/26	450,000.00	444,154.13	448,575.38	04/30/2026	0.00	4.01	0.00	4,421.25	0.00	4,421.25
62479MGT4	MUFG BANK NY 07/27/26	1,350,000.00	1,320,114.38	1,333,108.13	07/27/2026	0.00	3.96	0.00	12,993.75	0.00	12,993.75
63873KHH3	NATIXIS NY 08/17/26	2,000,000.00	1,951,106.67	1,970,406.67	08/17/2026	0.00	3.98	0.00	19,300.00	0.00	19,300.00
64966SQH2	NEW YORK CITY 3.930 08/01/27	1,000,000.00	1,003,033.99	1,002,560.75	08/01/2027	3.93	3.73	9,825.00	(473.24)	0.00	9,351.76
64979IPT1	NEW YORK ST 2.450 02/15/28	945,000.00	920,083.42	922,976.96	02/15/2028	2.45	3.76	5,788.13	2,893.54	0.00	8,681.66
64990FB45	NEW YORK STATE DORMITORY AU 1.802 03/15/28	475,000.00	455,950.36	458,082.78	03/15/2028	1.80	3.72	2,139.88	2,132.42	0.00	4,272.30
880558NX5	TENNESSEE ST SCH BD AUTH 1.126 11/01/28	465,000.00	432,762.49	435,565.76	11/01/2028	1.13	3.74	1,308.98	2,803.26	0.00	4,112.24
89119BFN1	TD 06/22/26	2,000,000.00	1,963,115.55	1,982,415.55	06/22/2026	0.00	3.95	0.00	19,300.00	0.00	19,300.00



Earnings by Fund

CUSIP	DESCRIPTION	ENDING PAR VALUE	BEGINNING BOOK VALUE	ENDING BOOK VALUE	FINAL MATURITY	COUPON RATE	YIELD	INTEREST EARNED	NET AMORTIZATION/ ACCRETION INCOME	NET REALIZED GAIN/LOSS	ADJUSTED INTEREST EARNINGS
8923A1D73	TOYO CRD PUE RIC 04/07/26	1,340,000.00	1,326,242.67	1,339,140.17	04/07/2026	0.00	3.91	0.00	12,897.50	0.00	12,897.50
91282CFZ9	US TREASURY 3.875 11/30/27	650,000.00	654,853.21	654,227.44	11/30/2027	3.88	3.47	6,227.68	(625.77)	0.00	5,601.91
91282CGH8	US TREASURY 3.500 01/31/28	4,805,000.00	4,796,280.68	4,797,313.23	01/31/2028	3.50	3.59	41,584.23	1,032.55	0.00	42,616.78
91282CHA2	US TREASURY 3.500 04/30/28	3,750,000.00	3,742,320.87	3,743,133.95	04/30/2028	3.50	3.59	32,631.22	813.08	0.00	33,444.30
91282CJT9	US TREASURY 4.000 01/15/27	625,000.00	627,617.90	626,996.24	01/15/2027	4.00	3.58	6,199.71	(621.67)	0.00	5,578.04
91282CLL3	US TREASURY 3.375 09/15/27	715,000.00	713,627.12	713,825.77	09/15/2027	3.38	3.49	5,981.01	198.65	0.00	6,179.66
91282CLY5	US TREASURY 4.250 11/30/26	715,000.00	718,906.75	717,850.87	11/30/2026	4.25	3.63	7,513.39	(1,055.88)	0.00	6,457.51
91282CME8	US TREASURY 4.250 12/31/26	715,000.00	719,346.14	718,271.55	12/31/2026	4.25	3.62	7,554.90	(1,074.60)	0.00	6,480.31
91282CMP3	US TREASURY 4.125 02/28/27	715,000.00	719,427.13	718,485.19	02/28/2027	4.13	3.57	7,290.20	(941.94)	0.00	6,348.25
91282CMY4	US TREASURY 3.750 04/30/27	1,140,000.00	1,141,709.93	1,141,391.97	04/30/2027	3.75	3.63	10,628.45	(317.96)	0.00	10,310.49
91282CNE7	US TREASURY 3.875 05/31/27	710,000.00	713,369.90	712,780.99	05/31/2027	3.88	3.53	6,802.54	(588.92)	0.00	6,213.63
91282CNH0	US TREASURY 3.875 06/15/28	1,000,000.00	1,010,101.93	1,009,087.23	06/15/2028	3.88	3.44	9,581.04	(1,014.70)	0.00	8,566.34
91282CNU1	US TREASURY 3.625 08/15/28	4,250,000.00	4,252,191.41	4,251,985.32	08/15/2028	3.63	3.60	37,990.58	(206.09)	0.00	37,784.49
91282CPC9	US TREASURY 3.500 10/15/28	3,065,000.00	3,054,786.44	3,055,689.40	10/15/2028	3.50	3.63	26,524.04	902.97	0.00	27,427.01
91282CPE5	US TREASURY 3.500 10/31/27	5,305,000.00	5,296,038.45	5,297,245.84	10/31/2027	3.50	3.60	46,162.29	1,207.39	0.00	47,369.69
92778WKU9	VIRGINIA COLLEGE BLDG AUTH 1130 09/01/28	500,000.00	468,410.03	471,329.02	09/01/2028	1.13	3.64	1,412.50	2,918.99	0.00	4,331.49
LOGIC	LOGIC	11,022,076.46	10,918,926.52	11,022,076.46	03/31/2026	0.00	3.80	103,149.94	0.00	0.00	103,149.94
LSCO	Lone Star Invest Pool - Corporate Overnight Fund	23,077.15	22,861.65	23,077.15	03/31/2026	0.00	3.78	215.50	0.00	0.00	215.50
TEXASFIT	Texas Fixed Income Trust Cash Pool	54,870,957.58	24,609,281.44	54,870,957.58	03/31/2026	5.15	3.91	261,676.14	0.00	0.00	261,676.14
TEXPOOL	TexPool	6,326.00	6,268.89	6,326.00	03/31/2026	5.34	3.68	57.11	0.00	0.00	57.11
TEXSTAR	TexSTAR	31,673.18	31,387.60	31,673.18	03/31/2026	5.30	3.66	285.58	0.00	0.00	285.58
TXCLASS	Texas CLASS	3,256,316.35	3,225,863.40	3,256,316.35	03/31/2026	0.00	3.78	30,452.95	0.00	0.00	30,452.95
TXRANGE	Texas Range TexasDAILY Fund	1,758,279.44	1,742,356.07	1,758,279.44	03/31/2026	5.04	3.68	15,923.37	0.00	0.00	15,923.37
WFCHOICE	Wells Fargo - Choice	771.00	26,430.00	771.00	03/31/2026	0.00	0.00	0.00	0.00	0.00	0.00
TOTAL		142,957,270.06	109,946,169.01	142,630,698.31		3.52	3.83	1,067,654.83	157,184.23	0.00	1,224,839.06

**CONSOLIDATED CASH
RESERVE**



Earnings by Fund

CUSIP	DESCRIPTION	ENDING PAR VALUE	BEGINNING BOOK VALUE	ENDING BOOK VALUE	FINAL MATURITY	COUPON RATE	YIELD	INTEREST EARNED	NET AMORTIZATION/ ACCRETION INCOME	NET REALIZED GAIN/LOSS	ADJUSTED INTEREST EARNINGS
05970UE46	BANCO SANTANDE 05/04/26	1,000,000.00	986,777.50	996,452.50	05/04/2026	0.00	3.94	0.00	9,675.00	0.00	9,675.00
072024XG2	BAY AREA TOLL AUTH CALIF TO 2.019 04/01/30	500,000.00	463,875.07	465,971.30	04/01/2030	2.02	3.88	2,523.75	2,096.22	0.00	4,619.97
074561RD5	BEAUMONT TEX WTRWKS & SWRS 2.650 09/01/27	465,000.00	456,247.06	457,542.72	09/01/2027	2.65	3.83	3,080.63	1,295.67	0.00	4,376.29
13032UC48	CALIFORNIA HEALTH FACS FING 3.244 06/01/27	585,000.00	581,724.85	582,296.09	06/01/2027	3.24	3.65	4,744.35	571.25	0.00	5,315.60
3130B2PJ8	FHLBANKS 3.625 09/04/26	2,600,000.00	2,599,777.79	2,599,859.09	09/04/2026	3.63	3.64	23,562.50	81.29	0.00	23,643.79
3133ERN31	FED FARM CR BNKS 4.340 12/23/27 '26	4,000,000.00	4,000,155.08	4,000,115.87	12/23/2027	4.34	4.33	43,400.00	(39.21)	0.00	43,360.79
3133ERRW3	FED FARM CR BNKS 3.875 09/03/26	2,600,000.00	2,603,665.82	2,602,319.20	09/03/2026	3.88	3.65	25,187.50	(1,346.63)	0.00	23,840.87
3133ETRC3	FED FARM CR BNKS 4.230 07/28/28 '26	3,000,000.00	3,001,232.27	3,000,699.08	07/28/2028	4.23	4.16	31,725.00	(533.19)	0.00	31,191.81
3134HBF1	FREDDIE MAC 4.110 03/24/28 '27 MTN	5,000,000.00	5,000,000.00	5,000,000.00	03/24/2028	4.11	4.11	51,375.00	0.00	0.00	51,375.00
45203MW64	ILLINOIS HSG DEV AUTH REV 3.778 04/01/27	600,000.00	600,843.41	600,676.59	04/01/2027	3.78	3.66	5,667.00	(166.83)	0.00	5,500.17
495242Q69	KING CNTY WASH SCH DIST NO 1.151 12/01/28	555,000.00	517,488.44	520,658.43	12/01/2028	1.15	3.62	1,597.01	3,169.99	0.00	4,767.00
576004HE8	MASSACHUSETTS (COMMON-WEALTH 3.769 07/15/29	515,000.00	515,345.19	515,321.13	07/15/2029	3.77	3.75	4,852.59	(24.06)	0.00	4,828.53
58510R580	MEEDER:GOVERNMENT MM;Y	500,572.18	191,124.19	500,572.18	03/31/2026	3.54	3.55	2,683.60	0.00	0.00	2,683.60
62479MGN7	MUFG BANK NY 07/22/26	1,400,000.00	1,369,913.22	1,383,318.22	07/22/2026	0.00	3.93	0.00	13,405.00	0.00	13,405.00
63873KHH3	NATIXIS NY 08/17/26	1,500,000.00	1,463,330.00	1,477,805.00	08/17/2026	0.00	3.98	0.00	14,475.00	0.00	14,475.00
64966SRQ1	NEW YORK CITY 3.821 10/01/27	585,000.00	586,553.74	586,334.56	10/01/2027	3.82	3.66	5,588.21	(219.18)	0.00	5,369.03
650367NY7	NEWARK N J 4.000 11/01/27	220,000.00	220,866.01	220,749.51	11/01/2027	4.00	3.77	2,200.00	(116.50)	0.00	2,083.50
880591FE7	TVA 3.875 08/01/30	300,000.00	302,411.23	302,281.52	08/01/2030	3.88	3.68	2,906.25	(129.71)	0.00	2,776.54
882724RE9	TEXAS STATE 2.326 10/01/29	330,000.00	314,170.39	315,211.05	10/01/2029	2.33	3.71	1,918.95	1,040.66	0.00	2,959.61
882724RF6	TEXAS STATE 2.426 10/01/30	440,000.00	415,732.62	416,992.17	10/01/2030	2.43	3.71	2,668.60	1,259.55	0.00	3,928.15
89119BFN1	TD 06/22/26	1,500,000.00	1,472,336.68	1,486,811.67	06/22/2026	0.00	3.95	0.00	14,474.99	0.00	14,474.99
9128286B1	US TREASURY 2.625 02/15/29	460,000.00	448,043.20	448,986.33	02/15/2029	2.63	3.51	2,977.60	943.13	0.00	3,920.73
91282CEM9	US TREASURY 2.875 04/30/29	460,000.00	450,653.38	451,345.72	04/30/2029	2.88	3.53	3,287.98	692.34	0.00	3,980.33
91282CGJ4	US TREASURY 3.500 01/31/30	515,000.00	513,724.04	513,801.06	01/31/2030	3.50	3.57	4,457.00	77.02	0.00	4,534.02
91282CHJ3	US TREASURY 3.750 06/30/30	515,000.00	518,482.23	518,291.24	06/30/2030	3.75	3.58	4,801.45	(190.98)	0.00	4,610.47
91282CJP7	US TREASURY 4.375 12/15/26	390,000.00	392,769.69	392,053.39	12/15/2026	4.38	3.61	4,218.75	(716.30)	0.00	3,502.45



Earnings by Fund

CUSIP	DESCRIPTION	ENDING PAR VALUE	BEGINNING BOOK VALUE	ENDING BOOK VALUE	FINAL MATURITY	COUPON RATE	YIELD	INTEREST EARNED	NET AMORTIZATION/ ACCRETION INCOME	NET REALIZED GAIN/LOSS	ADJUSTED INTEREST EARNINGS
91282CJT9	US TREASURY 4.000 01/15/27	400,000.00	401,675.46	401,277.59	01/15/2027	4.00	3.58	3,967.81	(397.87)	0.00	3,569.95
TXCLASS	Texas CLASS	4,857,425.03	4,811,998.59	4,857,425.03	03/31/2026	0.00	3.78	45,426.44	0.00	0.00	45,426.44
TOTAL		35,792,997.21	35,200,917.15	35,615,168.24		2.71	3.90	284,817.98	59,376.66	0.00	344,194.64

ENTERPRISE FUND											
0226MEED	Wells Fargo MM - Sweep	15,253,612.03	10,374,909.74	15,253,612.03	03/31/2026	4.00	3.54	113,406.87	0.00	0.00	113,406.87
052414RS0	AUSTIN TEX ELEC UTIL SYS RE 2.777 11/15/26	2,000,000.00	1,986,916.93	1,990,619.69	11/15/2026	2.78	3.56	13,885.00	3,702.75	0.00	17,587.75
05970UE46	BANCO SANTANDE 05/04/26	2,000,000.00	1,973,213.33	1,992,813.33	05/04/2026	0.00	4.00	0.00	19,600.00	0.00	19,600.00
13063DGC6	CALIFORNIA STATE 3.500 04/01/28	1,300,000.00	1,296,918.62	1,297,256.41	04/01/2028	3.50	3.61	11,375.00	337.79	0.00	11,712.79
19464VEE6	COLLIER CNTY FLA SPL OBLIG 2.000 10/01/27	555,000.00	538,813.03	541,096.46	10/01/2027	2.00	3.75	2,775.00	2,283.43	0.00	5,058.43
20772KJY6	CONNECTICUT ST 2.350 07/01/26	1,675,000.00	1,662,263.88	1,668,596.76	07/01/2026	2.35	3.91	9,840.63	6,332.88	0.00	16,173.50
20775JEM7	CONNECTICUT HOUSING FINANCE 3.650 05/15/28	630,000.00	629,218.94	629,300.21	05/15/2028	3.65	3.71	5,748.75	81.27	0.00	5,830.02
20775JEN5	CONNECTICUT HOUSING FINANCE 3.700 11/15/28	2,725,000.00	2,729,478.79	2,729,094.53	11/15/2028	3.70	3.64	25,206.25	(384.26)	0.00	24,821.99
22533UDW0	CREDIT AGR NY 04/30/26	1,000,000.00	987,075.28	996,850.28	04/30/2026	0.00	3.99	0.00	9,775.00	0.00	9,775.00
22533UGT4	CREDIT AGR NY 07/27/26	1,250,000.00	1,222,328.12	1,234,359.37	07/27/2026	0.00	3.96	0.00	12,031.25	0.00	12,031.25
235241VJ2	DALLAS TEX AREA RAPID TRAN 1.147 12/01/26	1,465,000.00	1,428,822.96	1,438,571.26	12/01/2026	1.15	3.97	4,200.89	9,748.30	0.00	13,949.19
3130B2PJ8	FHLBANKS 3.625 09/04/26	4,000,000.00	3,999,658.15	3,999,783.21	09/04/2026	3.63	3.64	36,250.00	125.07	0.00	36,375.07
3130B5MPO	FHLBANKS 4.250 03/24/27 CALD	0.00	5,000,000.00	0.00	03/24/2027	4.25	4.25	48,993.06	0.00	0.00	48,993.06
3133EP7C3	FEDERAL FARM CREDIT BANKS FUNDING CORP 4.625 04/01/2026	7,000,000.00	7,006,654.71	7,000,000.00	04/01/2026	4.63	4.22	80,937.50	(6,654.71)	0.00	74,282.79
3135GOQ22	FANNIE MAE 1.875 09/24/26	5,000,000.00	4,924,105.15	4,949,783.86	09/24/2026	1.88	4.05	23,437.50	25,678.71	0.00	49,116.21
341271AE4	FLORIDA ST BRD ADMIN FIN CO 1.705 07/01/27	1,389,000.00	1,347,426.45	1,354,279.23	07/01/2027	1.71	3.78	5,920.62	6,852.78	0.00	12,773.40
45203MW80	ILLINOIS HSG DEV AUTH REV 3.837 04/01/28	1,485,000.00	1,489,262.88	1,488,795.58	04/01/2028	3.84	3.70	14,244.86	(467.31)	0.00	13,777.55
45685RGU5	ING US FUNDING 07/28/26	2,250,000.00	2,199,950.00	2,221,606.25	07/28/2026	0.00	3.96	0.00	21,656.25	0.00	21,656.25
544647LB4	LOS ANGELES CALIF UNI SCH D 4.252 10/01/28	1,000,000.00	1,016,849.07	1,015,338.69	10/01/2028	4.25	3.60	10,630.00	(1,510.37)	0.00	9,119.63
58510R580	MEEDER:GOVERNMENT MM:Y	6,026,565.39	224,993.73	6,026,565.39	03/31/2026	3.54	3.55	8,851.89	0.00	0.00	8,851.89



Earnings by Fund

CUSIP	DESCRIPTION	ENDING PAR VALUE	BEGINNING BOOK VALUE	ENDING BOOK VALUE	FINAL MATURITY	COUPON RATE	YIELD	INTEREST EARNED	NET AMORTIZATION/ ACCRETION INCOME	NET REALIZED GAIN/LOSS	ADJUSTED INTEREST EARNINGS
59334DLK8	MIAMI-DADE CNTY FLA WTR & S 2.551 10/01/28	1,210,000.00	1,172,711.48	1,176,054.07	10/01/2028	2.55	3.75	7,716.78	3,342.60	0.00	11,059.37
62479MDW0	MUFG BANK NY 04/30/26	1,000,000.00	987,009.16	996,834.17	04/30/2026	0.00	4.01	0.00	9,825.00	0.00	9,825.00
62479MGT4	MUFG BANK NY 07/27/26	1,250,000.00	1,222,328.12	1,234,359.37	07/27/2026	0.00	3.96	0.00	12,031.25	0.00	12,031.25
63307MH77	NATL BK CANADA 08/07/26	2,650,000.00	2,589,983.39	2,614,760.89	08/07/2026	0.00	3.83	0.00	24,777.50	0.00	24,777.50
63873KHH3	NATIXIS NY 08/17/26	7,200,000.00	7,023,984.00	7,093,464.00	08/17/2026	0.00	3.98	0.00	69,480.00	0.00	69,480.00
648533P68	NEW ROCHELLE N Y CITY SCH D 5.000 04/02/26	5,315,000.00	5,324,553.71	5,315,104.99	04/02/2026	5.00	4.25	66,437.50	(9,448.73)	0.00	56,988.77
64966SQH2	NEW YORK CITY 3.930 08/01/27	1,250,000.00	1,253,792.49	1,253,200.94	08/01/2027	3.93	3.73	12,281.25	(591.55)	0.00	11,689.70
64979IPT1	NEW YORK ST 2.450 02/15/28	1,185,000.00	1,153,755.41	1,157,383.81	02/15/2028	2.45	3.76	7,258.13	3,628.40	0.00	10,886.53
880558NX5	TENNESSEE ST SCH BD AUTH 1126 11/01/28	585,000.00	544,443.14	547,969.82	11/01/2028	1.13	3.74	1,646.78	3,526.68	0.00	5,173.46
88285AGF9	TEXAS WATER DEVELOPMENT BOA 3.811 10/15/27	690,000.00	691,956.00	691,686.00	10/15/2027	3.81	3.64	6,573.98	(270.00)	0.00	6,303.98
89119BFN1	TD 06/22/26	7,200,000.00	7,067,215.98	7,136,695.99	06/22/2026	0.00	3.95	0.00	69,480.01	0.00	69,480.01
91282CEW7	US TREASURY 3.250 06/30/27	4,900,000.00	4,882,045.37	4,885,010.36	06/30/2027	3.25	3.50	39,592.54	2,964.98	0.00	42,557.53
91282CFZ9	US TREASURY 3.875 11/30/27	4,800,000.00	4,835,839.07	4,831,217.98	11/30/2027	3.88	3.47	45,989.01	(4,621.08)	0.00	41,367.93
91282CGC9	US TREASURY 3.875 12/31/27	4,800,000.00	4,838,058.09	4,833,359.56	12/31/2027	3.88	3.46	46,243.09	(4,698.53)	0.00	41,544.56
91282CGH8	US TREASURY 3.500 01/31/28	3,315,000.00	3,308,984.47	3,309,696.84	01/31/2028	3.50	3.59	28,689.22	712.37	0.00	29,401.59
91282CGT2	US TREASURY 3.625 03/31/28	3,365,000.00	3,377,843.56	3,376,433.90	03/31/2028	3.63	3.45	30,158.37	(1,409.66)	0.00	28,748.71
91282CHA2	US TREASURY 3.500 04/30/28	4,870,000.00	4,860,027.37	4,861,083.29	04/30/2028	3.50	3.59	42,377.07	1,055.93	0.00	43,433.00
91282CJT9	US TREASURY 4.000 01/15/27	2,800,000.00	2,811,728.20	2,808,943.14	01/15/2027	4.00	3.58	27,774.68	(2,785.06)	0.00	24,989.62
91282CLL3	US TREASURY 3.375 09/15/27	4,900,000.00	4,890,591.43	4,891,952.80	09/15/2027	3.38	3.49	40,988.71	1,361.37	0.00	42,350.08
91282CMY4	US TREASURY 3.750 04/30/27	5,010,000.00	5,017,514.73	5,016,117.36	04/30/2027	3.75	3.63	46,709.25	(1,397.37)	0.00	45,311.89
91282CNE7	US TREASURY 3.875 05/31/27	4,900,000.00	4,923,257.07	4,919,192.73	05/31/2027	3.88	3.53	46,947.12	(4,064.34)	0.00	42,882.77
91282CNH0	US TREASURY 3.875 06/15/28	4,850,000.00	4,898,994.37	4,894,073.06	06/15/2028	3.88	3.44	46,468.06	(4,921.31)	0.00	41,546.75
91282CNM9	US TREASURY 3.875 07/15/28	4,850,000.00	4,899,420.49	4,894,617.20	07/15/2028	3.88	3.45	46,606.29	(4,803.29)	0.00	41,803.00
91282CNU1	US TREASURY 3.625 08/15/28	5,500,000.00	5,502,835.94	5,502,569.23	08/15/2028	3.63	3.60	49,164.28	(266.70)	0.00	48,897.58
91282CNY3	US TREASURY 3.375 09/15/28	1,125,000.00	1,122,667.98	1,122,880.41	09/15/2028	3.38	3.45	9,410.68	212.43	0.00	9,623.11
91282CPC9	US TREASURY 3.500 10/15/28	3,705,000.00	3,692,653.75	3,693,745.27	10/15/2028	3.50	3.63	32,062.50	1,091.51	0.00	33,154.01
91282CPE5	US TREASURY 3.500 10/31/27	7,445,000.00	7,432,423.43	7,434,117.88	10/31/2027	3.50	3.60	64,783.84	1,694.45	0.00	66,478.29



Earnings by Fund

CUSIP	DESCRIPTION	ENDING PAR VALUE	BEGINNING BOOK VALUE	ENDING BOOK VALUE	FINAL MATURITY	COUPON RATE	YIELD	INTEREST EARNED	NET AMORTIZATION/ ACCRETION INCOME	NET REALIZED GAIN/LOSS	ADJUSTED INTEREST EARNINGS
91282CPP0	US TREASURY 3.500 12/15/28	2,975,000.00	2,973,042.55	2,973,205.82	12/15/2028	3.50	3.52	25,745.19	163.27	0.00	25,908.46
914302MG6	UNIVERSITY HOUSTON TEX UNIV 4.164 02/15/27	1,500,000.00	1,503,503.69	1,502,734.59	02/15/2027	4.16	3.94	15,615.00	(769.10)	0.00	14,845.90
LOGIC	LOGIC	99,572,928.47	98,641,076.58	99,572,928.47	03/31/2026	0.00	3.80	931,851.89	0.00	0.00	931,851.89
LSCO	Lone Star Invest Pool - Corporate Overnight Fund	24,972.29	24,739.09	24,972.29	03/31/2026	0.00	3.78	233.20	0.00	0.00	233.20
TEXPOOL	TexPool	36,084.92	35,758.82	36,084.92	03/31/2026	5.34	3.68	326.10	0.00	0.00	326.10
TEXSTAR	TexSTAR	73,151.27	72,491.80	73,151.27	03/31/2026	5.30	3.66	659.47	0.00	0.00	659.47
TXCLASS	Texas CLASS	14,053,559.76	13,922,131.44	14,053,559.76	03/31/2026	0.00	3.78	131,428.32	0.00	0.00	131,428.32
TXRANGE	Texas Range TexasDAILY Fund	4,702,160.49	4,659,576.68	4,702,160.49	03/31/2026	5.04	3.68	42,583.81	0.00	0.00	42,583.81
WFCHOICE	Wells Fargo - Choice	95,236.00	68,176.00	95,236.00	03/31/2026	0.00	0.00	0.00	0.00	0.00	0.00
TOTAL		281,707,270.62	274,265,974.60	281,354,881.21		1.86	3.74	2,310,025.91	274,489.87	0.00	2,584,515.78

ENTERPRISE FUND RESERVE											
05970UE46	BANCO SANTANDE 05/04/26	1,800,000.00	1,776,199.50	1,793,614.50	05/04/2026	0.00	3.94	0.00	17,415.00	0.00	17,415.00
184541DG2	CLEAR CREEK TEX INDPT SCH D 5.000 02/15/28	2,955,000.00	3,047,545.90	3,036,798.63	02/15/2028	5.00	3.44	36,937.50	(10,747.27)	0.00	26,190.23
3130B2PJ8	FHLBANKS 3.625 09/04/26	2,500,000.00	2,499,786.34	2,499,864.51	09/04/2026	3.63	3.64	22,656.25	78.17	0.00	22,734.42
3133ERN31	FED FARM CR BNKS 4.340 12/23/27 '26	4,000,000.00	4,000,155.08	4,000,115.87	12/23/2027	4.34	4.33	43,400.00	(39.21)	0.00	43,360.79
3133ERRW3	FED FARM CR BNKS 3.875 09/03/26	2,500,000.00	2,503,524.83	2,502,229.99	09/03/2026	3.88	3.65	24,218.75	(1,294.84)	0.00	22,923.91
3133ETRC3	FED FARM CR BNKS 4.230 07/28/28 '26	3,000,000.00	3,001,232.27	3,000,699.08	07/28/2028	4.23	4.16	31,725.00	(533.19)	0.00	31,191.81
3134HBF81	FREDDIE MAC 4.110 03/24/28 '27 MTN	5,000,000.00	5,000,000.00	5,000,000.00	03/24/2028	4.11	4.11	51,375.00	0.00	0.00	51,375.00
45203MW64	ILLINOIS HSG DEV AUTH REV 3.778 04/01/27	400,000.00	400,562.28	400,451.06	04/01/2027	3.78	3.66	3,778.00	(111.22)	0.00	3,666.78
511355AX7	LAKE WORTH BEACH FLA NON-AD 2.080 07/01/30 '28	500,000.00	460,416.07	462,585.71	07/01/2030	2.08	4.03	2,600.00	2,169.64	0.00	4,769.64
576004HE8	MASSACHUSETTS (COMMON-WEALTH 3.769 07/15/29	665,000.00	665,445.73	665,414.66	07/15/2029	3.77	3.75	6,265.97	(31.07)	0.00	6,234.89
58510R580	MEEDER:GOVERNMENT MM;Y	452,686.16	193,373.64	452,686.16	03/31/2026	3.54	3.55	2,475.45	0.00	0.00	2,475.45
624539FA5	MOUNTAINSIDE N J SCH DIST 2.053 08/15/29	500,000.00	470,220.98	472,248.29	08/15/2029	2.05	3.83	2,566.25	2,027.32	0.00	4,593.57
62479MGN7	MUFG BANK NY 07/22/26	1,900,000.00	1,859,167.94	1,877,360.44	07/22/2026	0.00	3.93	0.00	18,192.50	0.00	18,192.50



Earnings by Fund

CUSIP	DESCRIPTION	ENDING PAR VALUE	BEGINNING BOOK VALUE	ENDING BOOK VALUE	FINAL MATURITY	COUPON RATE	YIELD	INTEREST EARNED	NET AMORTIZATION/ ACCRETION INCOME	NET REALIZED GAIN/LOSS	ADJUSTED INTEREST EARNINGS
63873KHH3	NATIXIS NY 08/17/26	1,900,000.00	1,853,551.33	1,871,886.33	08/17/2026	0.00	3.98	0.00	18,335.00	0.00	18,335.00
64966SRQ1	NEW YORK CITY 3.82110/01/27	580,000.00	581,540.46	581,323.16	10/01/2027	3.82	3.66	5,540.45	(217.31)	0.00	5,323.14
78013WAP5	Royal Bank of Canada 0.0 01/23/2026	0.00	1,097,311.11	0.00	01/23/2026	0.00	4.03	0.00	2,688.89	0.00	2,688.89
780869VX8	ROYSE CITY TEX INDPT SCH DI 5.000 02/15/28	1,345,000.00	1,379,907.94	1,375,854.11	02/15/2028	5.00	3.70	16,812.50	(4,053.83)	0.00	12,758.68
803321PU6	SARASOTA CNTY FLA UTIL SYS 1.554 10/01/29	250,000.00	230,725.02	231,992.19	10/01/2029	1.55	3.78	971.25	1,267.16	0.00	2,238.41
880591FE7	TVA 3.875 08/01/30	350,000.00	352,813.10	352,661.77	08/01/2030	3.88	3.68	3,390.62	(151.33)	0.00	3,239.29
882724RF6	TEXAS STATE 2.426 10/01/30	560,000.00	529,114.24	530,717.31	10/01/2030	2.43	3.71	3,396.40	1,603.07	0.00	4,999.47
89119BFN1	TD 06/22/26	1,900,000.00	1,864,959.77	1,883,294.78	06/22/2026	0.00	3.95	0.00	18,335.00	0.00	18,335.00
9128286B1	US TREASURY 2.625 02/15/29	520,000.00	506,483.62	507,549.76	02/15/2029	2.63	3.51	3,365.98	1,066.15	0.00	4,432.13
91282CEM9	US TREASURY 2.875 04/30/29	520,000.00	509,434.26	510,216.90	04/30/2029	2.88	3.53	3,716.85	782.65	0.00	4,499.50
91282CES6	US TREASURY 2.750 05/31/29	520,000.00	506,960.64	507,902.49	05/31/2029	2.75	3.54	3,535.71	941.85	0.00	4,477.56
91282CGB1	US TREASURY 3.875 12/31/29	635,000.00	0.00	637,510.20	12/31/2029	3.88	3.76	4,418.25	(119.10)	0.00	4,299.15
91282CGJ4	US TREASURY 3.500 01/31/30	515,000.00	513,724.04	513,801.06	01/31/2030	3.50	3.57	4,457.00	77.02	0.00	4,534.02
91282CHJ3	US TREASURY 3.750 06/30/30	515,000.00	518,482.23	518,291.24	06/30/2030	3.75	3.58	4,801.45	(190.98)	0.00	4,610.47
91282CJP7	US TREASURY 4.375 12/15/26	425,000.00	428,018.24	427,237.66	12/15/2026	4.38	3.61	4,597.36	(780.58)	0.00	3,816.78
91282CJT9	US TREASURY 4.000 01/15/27	430,000.00	431,801.12	431,373.41	01/15/2027	4.00	3.58	4,265.40	(427.71)	0.00	3,837.69
91282CMP3	US TREASURY 4.125 02/28/27	580,000.00	583,591.24	582,827.15	02/28/2027	4.13	3.57	5,913.72	(764.09)	0.00	5,149.63
91282CMZ1	US TREASURY 3.875 04/30/30	515,000.00	521,113.29	520,765.07	04/30/2030	3.88	3.58	4,961.50	(348.23)	0.00	4,613.27
91282CNE7	US TREASURY 3.875 05/31/27	760,000.00	763,607.22	762,976.84	05/31/2027	3.88	3.53	7,281.59	(630.39)	0.00	6,651.20
91282CPR6	US TREASURY 3.625 12/31/30	640,000.00	0.00	634,096.18	12/31/2030	3.63	3.84	4,165.74	221.18	0.00	4,386.92
TOTAL		39,632,686.16	39,050,769.45	39,546,346.53		3.24	3.86	313,589.94	64,760.26	0.00	378,350.20
GRAND TOTAL		500,090,224.05	458,463,830.22	499,147,094.29		2.50	3.78	3,976,088.67	555,811.02	0.00	4,531,899.68

Projected Cashflows

For the Period April 01, 2026 to September 30, 2026

CUSIP	DESCRIPTION	POST DATE	TRANSACTION TYPE	AMOUNT
CONSOLIDATED CASH				
APR 2026				
3133EP7C3	FEDERAL FARM CREDIT BANKS FUNDING CORP 4.625 04/01/2026	04/01/2026	Coupon	115,625.00
3133EP7C3	FEDERAL FARM CREDIT BANKS FUNDING CORP 4.625 04/01/2026	04/01/2026	Maturity	5,000,000.00
59334DLK8	MIAMI-DADE CNTY FLA WTR & S 2.551 10/01/28	04/01/2026	Coupon	12,372.35
19464VEE6	COLLIER CNTY FLA SPL OBLIG 2.000 10/01/27	04/01/2026	Coupon	4,450.00
8923A1D73	Toyota Credit De Puerto Rico, Inc 0.0 04/07/2026	04/07/2026	Maturity	1,340,000.00
91282CPC9	US TREASURY 3.500 10/15/28	04/15/2026	Coupon	53,637.50
62479MDW0	MUFG BANK NY 04/30/26	04/30/2026	Final Maturity	450,000.00
91282CHA2	US TREASURY 3.500 04/30/28	04/30/2026	Coupon	65,625.00
91282CMY4	US TREASURY 3.750 04/30/27	04/30/2026	Coupon	21,375.00
22533UDW0	CREDIT AGRI NY 04/30/26	04/30/2026	Final Maturity	450,000.00
91282CPE5	US TREASURY 3.500 10/31/27	04/30/2026	Coupon	92,837.50
APR 2026 TOTAL				7,605,922.35
MAY 2026				
880558NX5	TENNESSEE ST SCH BD AUTH 1.126 11/01/28	05/01/2026	Coupon	2,617.95
05970UE46	BANCO SANTANDE 05/04/26	05/04/2026	Final Maturity	1,800,000.00
20775JEM7	CONNECTICUT HOUSING FINANCE 3.650 05/15/28	05/15/2026	Coupon	9,226.39
MAY 2026 TOTAL				1,811,844.34
JUN 2026				
91282CLY5	US TREASURY 4.250 11/30/26	06/01/2026	Coupon	15,193.75
91282CNE7	US TREASURY 3.875 05/31/27	06/01/2026	Coupon	13,756.25
60535Q2F6	MISSISSIPPI HOME CORP SINGL 4.387 12/01/27	06/01/2026	Coupon	10,967.50
13032UC48	CALIFORNIA HEALTH FACS FING 3.244 06/01/27	06/01/2026	Coupon	11,678.40
91282CFZ9	US TREASURY 3.875 11/30/27	06/01/2026	Coupon	12,593.75

Projected Cashflows

For the Period April 01, 2026 to September 30, 2026

CUSIP	DESCRIPTION	POST DATE	TRANSACTION TYPE	AMOUNT
91282CNHO	US TREASURY 3.875 06/15/28	06/15/2026	Coupon	19,375.00
89119BFN1	TD 06/22/26	06/22/2026	Final Maturity	2,000,000.00
91282CME8	US TREASURY 4.250 12/31/26	06/30/2026	Coupon	15,193.75
JUN 2026 TOTAL				2,098,758.40
JUL 2026				
341271AE4	FLORIDA ST BRD ADMIN FIN CO 1.705 07/01/27	07/01/2026	Coupon	9,471.28
91282CJT9	US TREASURY 4.000 01/15/27	07/15/2026	Coupon	12,500.00
495731AX9	KINGMAN ARIZ EXCISE TAX REV 1.657 07/15/28	07/15/2026	Coupon	4,142.50
62479MGT4	MUFG BANK NY 07/27/26	07/27/2026	Final Maturity	1,350,000.00
22533UGT4	CREDIT AGRI NY 07/27/26	07/27/2026	Final Maturity	1,350,000.00
45685RGU5	ING US FUNDING 07/28/26	07/28/2026	Final Maturity	1,800,000.00
91282CGH8	US TREASURY 3.500 01/31/28	07/31/2026	Coupon	84,087.50
JUL 2026 TOTAL				4,610,201.28
AUG 2026				
64966SQH2	NEW YORK CITY 3.930 08/01/27	08/03/2026	Coupon	19,650.00
91282CNU1	US TREASURY 3.625 08/15/28	08/17/2026	Coupon	77,031.25
63873KHH3	NATIXIS NY 08/17/26	08/17/2026	Final Maturity	2,000,000.00
649791PT1	NEW YORK ST 2.450 02/15/28	08/17/2026	Coupon	11,576.25
91282CMP3	US TREASURY 4.125 02/28/27	08/31/2026	Coupon	14,746.88
AUG 2026 TOTAL				2,123,004.38
SEP 2026				
92778WKU9	VIRGINIA COLLEGE BLDG AUTH 1.130 09/01/28	09/01/2026	Coupon	2,825.00
3130AVBC5	FHLBANKS 4.500 03/12/27	09/14/2026	Coupon	112,500.00
91282CLL3	US TREASURY 3.375 09/15/27	09/15/2026	Coupon	12,065.63
64990FB45	NEW YORK STATE DORMITORY AU 1.802 03/15/28	09/15/2026	Coupon	4,279.75

Projected Cashflows

For the Period April 01, 2026 to September 30, 2026

CUSIP	DESCRIPTION	POST DATE	TRANSACTION TYPE	AMOUNT
3135G0Q22	FANNIE MAE 1.875 09/24/26	09/24/2026	Coupon	46,875.00
3135G0Q22	FANNIE MAE 1.875 09/24/26	09/24/2026	Final Maturity	5,000,000.00
SEP 2026 TOTAL				5,178,545.38
OCT 2026				
19464VEE6	COLLIER CNTY FLA SPL OBLIG 2.000 10/01/27	10/01/2026	Coupon	4,450.00
59334DLK8	MIAMI-DADE CNTY FLA WTR & S 2.551 10/01/28	10/01/2026	Coupon	12,372.35
91282CPC9	US TREASURY 3.500 10/15/28	10/15/2026	Coupon	53,637.50
OCT 2026 TOTAL				70,459.85
NOV 2026				
91282CHA2	US TREASURY 3.500 04/30/28	11/02/2026	Coupon	65,625.00
880558NX5	TENNESSEE ST SCH BD AUTH 1.126 11/01/28	11/02/2026	Coupon	2,617.95
91282CMY4	US TREASURY 3.750 04/30/27	11/02/2026	Coupon	21,375.00
91282CPE5	US TREASURY 3.500 10/31/27	11/02/2026	Coupon	92,837.50
20775JEM7	CONNECTICUT HOUSING FINANCE 3.650 05/15/28	11/16/2026	Coupon	9,125.00
91282CLY5	US TREASURY 4.250 11/30/26	11/30/2026	Coupon	15,193.75
91282CNE7	US TREASURY 3.875 05/31/27	11/30/2026	Coupon	13,756.25
91282CLY5	US TREASURY 4.250 11/30/26	11/30/2026	Final Maturity	715,000.00
91282CFZ9	US TREASURY 3.875 11/30/27	11/30/2026	Coupon	12,593.75
NOV 2026 TOTAL				948,124.20
DEC 2026				
60535Q2F6	MISSISSIPPI HOME CORP SINGL 4.387 12/01/27	12/01/2026	Coupon	10,967.50
13032UC48	CALIFORNIA HEALTH FACS FING 3.244 06/01/27	12/01/2026	Coupon	11,678.40
91282CNHO	US TREASURY 3.875 06/15/28	12/15/2026	Coupon	19,375.00
91282CME8	US TREASURY 4.250 12/31/26	12/31/2026	Coupon	15,193.75
91282CME8	US TREASURY 4.250 12/31/26	12/31/2026	Final Maturity	715,000.00

Projected Cashflows

For the Period April 01, 2026 to September 30, 2026

CUSIP	DESCRIPTION	POST DATE	TRANSACTION TYPE	AMOUNT
DEC 2026 TOTAL				772,214.65
CONSOLIDATED CASH TOTAL				25,219,074.81
CONSOLIDATED CASH RESERVE				
APR 2026				
882724RF6	TEXAS STATE 2.426 10/01/30	04/01/2026	Coupon	5,337.20
072024XG2	BAY AREA TOLL AUTH CALIF TO 2.019 04/01/30	04/01/2026	Coupon	5,047.50
882724RE9	TEXAS STATE 2.326 10/01/29	04/01/2026	Coupon	3,837.90
45203MW64	ILLINOIS HSG DEV AUTH REV 3.778 04/01/27	04/01/2026	Coupon	8,311.60
64966SRQ1	NEW YORK CITY 3.821 10/01/27	04/01/2026	Coupon	9,810.42
91282CEM9	US TREASURY 2.875 04/30/29	04/30/2026	Coupon	6,612.50
APR 2026 TOTAL				38,957.12
MAY 2026				
650367NY7	NEWARK N J 4.000 11/01/27	05/01/2026	Coupon	4,400.00
05970UE46	BANCO SANTANDE 05/04/26	05/04/2026	Final Maturity	1,000,000.00
MAY 2026 TOTAL				1,004,400.00
JUN 2026				
13032UC48	CALIFORNIA HEALTH FACS FING 3.244 06/01/27	06/01/2026	Coupon	9,488.70
495242Q69	KING CNTY WASH SCH DIST NO 1.151 12/01/28	06/01/2026	Coupon	3,194.03
91282CJP7	US TREASURY 4.375 12/15/26	06/15/2026	Coupon	8,531.25
89119BFN1	TD 06/22/26	06/22/2026	Final Maturity	1,500,000.00
3133ERN31	FED FARM CRBNKS 4.340 12/23/27 '26	06/23/2026	Coupon	86,800.00
91282CHJ3	US TREASURY 3.750 06/30/30	06/30/2026	Coupon	9,656.25
JUN 2026 TOTAL				1,617,670.22
JUL 2026				

Projected Cashflows

For the Period April 01, 2026 to September 30, 2026

CUSIP	DESCRIPTION	POST DATE	TRANSACTION TYPE	AMOUNT
576004HE8	MASSACHUSETTS (COMMONWEALTH 3.769 07/15/29	07/15/2026	Coupon	9,705.18
91282CJT9	US TREASURY 4.000 01/15/27	07/15/2026	Coupon	8,000.00
62479MGN7	MUFG BANK NY 07/22/26	07/22/2026	Final Maturity	1,400,000.00
3133ETRC3	FED FARM CR BNKS 4.230 07/28/28 '26	07/28/2026	Coupon	63,450.00
91282CGJ4	US TREASURY 3.500 01/31/30	07/31/2026	Coupon	9,012.50
JUL 2026 TOTAL				1,490,167.68
AUG 2026				
880591FE7	TVA 3.875 08/01/30	08/03/2026	Coupon	5,812.50
63873KHH3	NATIXIS NY 08/17/26	08/17/2026	Final Maturity	1,500,000.00
9128286B1	US TREASURY 2.625 02/15/29	08/17/2026	Coupon	6,037.50
AUG 2026 TOTAL				1,511,850.00
SEP 2026				
074561RD5	BEAUMONT TEX WTRWKS & SWRS 2.650 09/01/27	09/01/2026	Coupon	6,161.25
3133ERRW3	FED FARM CR BNKS 3.875 09/03/26	09/03/2026	Final Maturity	2,600,000.00
3133ERRW3	FED FARM CR BNKS 3.875 09/03/26	09/03/2026	Coupon	50,375.00
3130B2PJ8	FHLBANKS 3.625 09/04/26	09/04/2026	Coupon	47,125.00
3130B2PJ8	FHLBANKS 3.625 09/04/26	09/04/2026	Final Maturity	2,600,000.00
3134HBFG1	FREDDIE MAC 4.110 03/24/28 '27 MTN	09/24/2026	Coupon	102,750.00
SEP 2026 TOTAL				5,406,411.25
OCT 2026				
64966SRQ1	NEW YORK CITY 3.821 10/01/27	10/01/2026	Coupon	11,176.43
882724RF6	TEXAS STATE 2.426 10/01/30	10/01/2026	Coupon	5,337.20
072024XG2	BAY AREA TOLL AUTH CALIF TO 2.019 04/01/30	10/01/2026	Coupon	5,047.50
45203MW64	ILLINOIS HSG DEV AUTH REV 3.778 04/01/27	10/01/2026	Coupon	11,334.00
882724RE9	TEXAS STATE 2.326 10/01/29	10/01/2026	Coupon	3,837.90

Projected Cashflows

For the Period April 01, 2026 to September 30, 2026

CUSIP	DESCRIPTION	POST DATE	TRANSACTION TYPE	AMOUNT
OCT 2026 TOTAL				36,733.03
NOV 2026				
650367NY7	NEWARK N J 4.000 11/01/27	11/02/2026	Coupon	4,400.00
91282CEM9	US TREASURY 2.875 04/30/29	11/02/2026	Coupon	6,612.50
NOV 2026 TOTAL				11,012.50
DEC 2026				
495242Q69	KING CNTY WASH SCH DIST NO 1.151 12/01/28	12/01/2026	Coupon	3,194.03
13032UC48	CALIFORNIA HEALTH FACS FING 3.244 06/01/27	12/01/2026	Coupon	9,488.70
91282CJP7	US TREASURY 4.375 12/15/26	12/15/2026	Final Maturity	390,000.00
91282CJP7	US TREASURY 4.375 12/15/26	12/15/2026	Coupon	8,531.25
3133ERN31	FED FARM CR BNKS 4.340 12/23/27 '26	12/23/2026	Coupon	86,800.00
91282CHJ3	US TREASURY 3.750 06/30/30	12/31/2026	Coupon	9,656.25
DEC 2026 TOTAL				507,670.23
CONSOLIDATED CASH RESERVE TOTAL				11,624,872.02
ENTERPRISE FUND				
MAR 2026				
91282CGT2	US TREASURY 3.625 03/31/28	03/31/2026	Coupon	60,990.63
MAR 2026 TOTAL				60,990.63
APR 2026				
59334DLK8	MIAMI-DADE CNTY FLA WTR & S 2.551 10/01/28	04/01/2026	Coupon	15,433.55
45203MW80	ILLINOIS HSG DEV AUTH REV 3.837 04/01/28	04/01/2026	Coupon	20,892.47
3133EP7C3	FEDERAL FARM CREDIT BANKS FUNDING CORP 4.625 04/01/2026	04/01/2026	Maturity	7,000,000.00
13063DGC6	CALIFORNIA STATE 3.500 04/01/28	04/01/2026	Coupon	22,750.00
19464VEE6	COLLIER CNTY FLA SPL OBLIG 2.000 10/01/27	04/01/2026	Coupon	5,550.00

Projected Cashflows

For the Period April 01, 2026 to September 30, 2026

CUSIP	DESCRIPTION	POST DATE	TRANSACTION TYPE	AMOUNT
544647LB4	LOS ANGELES CALIF UNI SCH D 4.252 10/01/28	04/01/2026	Coupon	21,260.00
3133EP7C3	FEDERAL FARM CREDIT BANKS FUNDING CORP 4.625 04/01/2026	04/01/2026	Coupon	161,875.00
648533P68	NEW ROCHELLE N Y CITY SCH D 5.000 04/02/26	04/02/2026	Maturity	5,315,000.00
648533P68	NEW ROCHELLE N Y CITY SCH D 5.000 04/02/26	04/02/2026	Coupon	265,749.99
88285AGF9	TEXAS WATER DEVELOPMENT BOA 3.811 10/15/27	04/15/2026	Coupon	13,147.95
91282CPC9	US TREASURY 3.500 10/15/28	04/15/2026	Coupon	64,837.50
22533UDW0	CREDIT AGRI NY 04/30/26	04/30/2026	Final Maturity	1,000,000.00
91282CHA2	US TREASURY 3.500 04/30/28	04/30/2026	Coupon	85,225.00
62479MDW0	MUFG BANK NY 04/30/26	04/30/2026	Final Maturity	1,000,000.00
91282CPE5	US TREASURY 3.500 10/31/27	04/30/2026	Coupon	130,287.50
91282CMY4	US TREASURY 3.750 04/30/27	04/30/2026	Coupon	93,937.50
APR 2026 TOTAL				15,215,946.46
MAY 2026				
880558NX5	TENNESSEE ST SCH BD AUTH 1.126 11/01/28	05/01/2026	Coupon	3,293.55
05970UE46	BANCO SANTANDE 05/04/26	05/04/2026	Final Maturity	2,000,000.00
20775JEM7	CONNECTICUT HOUSING FINANCE 3.650 05/15/28	05/15/2026	Coupon	11,625.25
052414RS0	AUSTIN TEX ELEC UTIL SYS RE 2.777 11/15/26	05/15/2026	Coupon	27,770.00
20775JEN5	CONNECTICUT HOUSING FINANCE 3.700 11/15/28	05/15/2026	Coupon	50,972.64
MAY 2026 TOTAL				2,093,661.44
JUN 2026				
91282CFZ9	US TREASURY 3.875 11/30/27	06/01/2026	Coupon	93,000.00
235241VJ2	DALLAS TEX AREA RAPID TRAN 1.147 12/01/26	06/01/2026	Coupon	8,401.78
91282CNE7	US TREASURY 3.875 05/31/27	06/01/2026	Coupon	94,937.50
91282CPPO	US TREASURY 3.500 12/15/28	06/15/2026	Coupon	52,062.50
91282CNHO	US TREASURY 3.875 06/15/28	06/15/2026	Coupon	93,968.75

Projected Cashflows

For the Period April 01, 2026 to September 30, 2026

CUSIP	DESCRIPTION	POST DATE	TRANSACTION TYPE	AMOUNT
89119BFN1	TD 06/22/26	06/22/2026	Final Maturity	7,200,000.00
91282CEW7	US TREASURY 3.250 06/30/27	06/30/2026	Coupon	79,625.00
91282CGC9	US TREASURY 3.875 12/31/27	06/30/2026	Coupon	93,000.00
JUN 2026 TOTAL				7,714,995.53
JUL 2026				
20772KJY6	CONNECTICUT ST 2.350 07/01/26	07/01/2026	Coupon	19,681.25
20772KJY6	CONNECTICUT ST 2.350 07/01/26	07/01/2026	Final Maturity	1,675,000.00
341271AE4	FLORIDA ST BRD ADMIN FIN CO 1.705 07/01/27	07/01/2026	Coupon	11,841.23
91282CNM9	US TREASURY 3.875 07/15/28	07/15/2026	Coupon	93,968.75
91282CJT9	US TREASURY 4.000 01/15/27	07/15/2026	Coupon	56,000.00
62479MGT4	MUFG BANK NY 07/27/26	07/27/2026	Final Maturity	1,250,000.00
22533UGT4	CREDIT AGRI NY 07/27/26	07/27/2026	Final Maturity	1,250,000.00
45685RGU5	ING US FUNDING 07/28/26	07/28/2026	Final Maturity	2,250,000.00
91282CGH8	US TREASURY 3.500 01/31/28	07/31/2026	Coupon	58,012.50
JUL 2026 TOTAL				6,664,503.73
AUG 2026				
64966SQH2	NEW YORK CITY 3.930 08/01/27	08/03/2026	Coupon	24,562.50
63307MH77	NATL BK CANADA 08/07/26	08/07/2026	Final Maturity	2,650,000.00
91282CNU1	US TREASURY 3.625 08/15/28	08/17/2026	Coupon	99,687.50
63873KHH3	NATIXIS NY 08/17/26	08/17/2026	Final Maturity	7,200,000.00
649791PT1	NEW YORK ST 2.450 02/15/28	08/17/2026	Coupon	14,516.25
914302MG6	UNIVERSITY HOUSTON TEX UNIV 4.164 02/15/27	08/17/2026	Coupon	31,230.00
AUG 2026 TOTAL				10,019,996.25
SEP 2026				
3130B2PJ8	FHLBANKS 3.625 09/04/26	09/04/2026	Final Maturity	4,000,000.00

Projected Cashflows

For the Period April 01, 2026 to September 30, 2026

CUSIP	DESCRIPTION	POST DATE	TRANSACTION TYPE	AMOUNT
3130B2PJ8	FHLBANKS 3.625 09/04/26	09/04/2026	Coupon	72,500.00
91282CLL3	US TREASURY 3.375 09/15/27	09/15/2026	Coupon	82,687.50
91282CNY3	US TREASURY 3.375 09/15/28	09/15/2026	Coupon	18,984.38
3135G0Q22	FANNIE MAE 1.875 09/24/26	09/24/2026	Final Maturity	5,000,000.00
3135G0Q22	FANNIE MAE 1.875 09/24/26	09/24/2026	Coupon	46,875.00
91282CKG5	US TREASURY 4.125 03/31/29	09/30/2026	Coupon	51,562.50
91282CGT2	US TREASURY 3.625 03/31/28	09/30/2026	Coupon	60,990.63
SEP 2026 TOTAL				9,333,600.00
OCT 2026				
13063DGC6	CALIFORNIA STATE 3.500 04/01/28	10/01/2026	Coupon	22,750.00
19464VEE6	COLLIER CNTY FLA SPL OBLIG 2.000 10/01/27	10/01/2026	Coupon	5,550.00
544647LB4	LOS ANGELES CALIF UNI SCH D 4.252 10/01/28	10/01/2026	Coupon	21,260.00
45203MW80	ILLINOIS HSG DEV AUTH REV 3.837 04/01/28	10/01/2026	Coupon	28,489.73
59334DLK8	MIAMI-DADE CNTY FLA WTR & S 2.551 10/01/28	10/01/2026	Coupon	15,433.55
91282CPC9	US TREASURY 3.500 10/15/28	10/15/2026	Coupon	64,837.50
88285AGF9	TEXAS WATER DEVELOPMENT BOA 3.811 10/15/27	10/15/2026	Coupon	13,147.95
OCT 2026 TOTAL				171,468.73
NOV 2026				
91282CHA2	US TREASURY 3.500 04/30/28	11/02/2026	Coupon	85,225.00
880558NX5	TENNESSEE ST SCH BD AUTH 1.126 11/01/28	11/02/2026	Coupon	3,293.55
91282CPE5	US TREASURY 3.500 10/31/27	11/02/2026	Coupon	130,287.50
91282CMY4	US TREASURY 3.750 04/30/27	11/02/2026	Coupon	93,937.50
20775JEN5	CONNECTICUT HOUSING FINANCE 3.700 11/15/28	11/16/2026	Coupon	50,412.50
20775JEM7	CONNECTICUT HOUSING FINANCE 3.650 05/15/28	11/16/2026	Coupon	11,497.50
052414RS0	AUSTIN TEX ELEC UTIL SYS RE 2.777 11/15/26	11/16/2026	Final Maturity	2,000,000.00

Projected Cashflows

For the Period April 01, 2026 to September 30, 2026

CUSIP	DESCRIPTION	POST DATE	TRANSACTION TYPE	AMOUNT
052414RS0	AUSTIN TEX ELEC UTIL SYS RE 2.777 11/15/26	11/16/2026	Coupon	27,770.00
91282CFZ9	US TREASURY 3.875 11/30/27	11/30/2026	Coupon	93,000.00
91282CNE7	US TREASURY 3.875 05/31/27	11/30/2026	Coupon	94,937.50
NOV 2026 TOTAL				2,590,361.05
DEC 2026				
235241VJ2	DALLAS TEX AREA RAPID TRAN 1.147 12/01/26	12/01/2026	Final Maturity	1,465,000.00
53943HM16	LLOYDS BANK 12/01/26	12/01/2026	Final Maturity	2,500,000.00
235241VJ2	DALLAS TEX AREA RAPID TRAN 1.147 12/01/26	12/01/2026	Coupon	8,401.78
91282CNH0	US TREASURY 3.875 06/15/28	12/15/2026	Coupon	93,968.75
91282CPP0	US TREASURY 3.500 12/15/28	12/15/2026	Coupon	52,062.50
91282CGC9	US TREASURY 3.875 12/31/27	12/31/2026	Coupon	93,000.00
91282CEW7	US TREASURY 3.250 06/30/27	12/31/2026	Coupon	79,625.00
DEC 2026 TOTAL				4,292,058.03
ENTERPRISE FUND TOTAL				58,157,581.83

ENTERPRISE FUND RESERVE

APR 2026				
882724RF6	TEXAS STATE 2.426 10/01/30	04/01/2026	Coupon	6,792.80
45203MW64	ILLINOIS HSG DEV AUTH REV 3.778 04/01/27	04/01/2026	Coupon	5,541.07
803321PU6	SARASOTA CNTY FLA UTIL SYS 1.554 10/01/29	04/01/2026	Coupon	1,942.50
64966SRQ1	NEW YORK CITY 3.821 10/01/27	04/01/2026	Coupon	9,726.57
91282CEM9	US TREASURY 2.875 04/30/29	04/30/2026	Coupon	7,475.00
91282CMZ1	US TREASURY 3.875 04/30/30	04/30/2026	Coupon	9,978.13
APR 2026 TOTAL				41,456.07
MAY 2026				

Projected Cashflows

For the Period April 01, 2026 to September 30, 2026

CUSIP	DESCRIPTION	POST DATE	TRANSACTION TYPE	AMOUNT
05970UE46	BANCO SANTANDE 05/04/26	05/04/2026	Final Maturity	1,800,000.00
MAY 2026 TOTAL				1,800,000.00
JUN 2026				
91282CES6	US TREASURY 2.750 05/31/29	06/01/2026	Coupon	7,150.00
91282CNE7	US TREASURY 3.875 05/31/27	06/01/2026	Coupon	14,725.00
91282CJP7	US TREASURY 4.375 12/15/26	06/15/2026	Coupon	9,296.88
89119BFN1	TD 06/22/26	06/22/2026	Final Maturity	1,900,000.00
3133ERN31	FED FARM CR BNKS 4.340 12/23/27 '26	06/23/2026	Coupon	86,800.00
91282CHJ3	US TREASURY 3.750 06/30/30	06/30/2026	Coupon	9,656.25
91282CGB1	US TREASURY 3.875 12/31/29	06/30/2026	Coupon	12,303.13
91282CPR6	US TREASURY 3.625 12/31/30	06/30/2026	Coupon	11,600.00
JUN 2026 TOTAL				2,051,531.25
JUL 2026				
511355AX7	LAKE WORTH BEACH FLA NON-AD 2.080 07/01/30 '28	07/01/2026	Coupon	5,200.00
91282CJT9	US TREASURY 4.000 01/15/27	07/15/2026	Coupon	8,600.00
576004HE8	MASSACHUSETTS (COMMONWEALTH 3.769 07/15/29	07/15/2026	Coupon	12,531.93
62479MGN7	MUFG BANK NY 07/22/26	07/22/2026	Final Maturity	1,900,000.00
3133ETRC3	FED FARM CR BNKS 4.230 07/28/28 '26	07/28/2026	Coupon	63,450.00
91282CGJ4	US TREASURY 3.500 01/31/30	07/31/2026	Coupon	9,012.50
JUL 2026 TOTAL				1,998,794.43
AUG 2026				
880591FE7	TVA 3.875 08/01/30	08/03/2026	Coupon	6,781.25
624539FA5	MOUNTAINSIDE N J SCH DIST 2.053 08/15/29	08/17/2026	Coupon	5,132.50
9128286B1	US TREASURY 2.625 02/15/29	08/17/2026	Coupon	6,825.00
184541DG2	CLEAR CREEK TEX INDPT SCH D 5.000 02/15/28	08/17/2026	Coupon	73,875.00

Projected Cashflows

For the Period April 01, 2026 to September 30, 2026

CUSIP	DESCRIPTION	POST DATE	TRANSACTION TYPE	AMOUNT
780869VX8	ROYSE CITY TEX INDPT SCH DI 5.000 02/15/28	08/17/2026	Coupon	33,625.00
63873KHH3	NATIXIS NY 08/17/26	08/17/2026	Final Maturity	1,900,000.00
91282CMP3	US TREASURY 4.125 02/28/27	08/31/2026	Coupon	11,962.50
AUG 2026 TOTAL				2,038,201.25
SEP 2026				
3133ERRW3	FED FARM CRBNKS 3.875 09/03/26	09/03/2026	Final Maturity	2,500,000.00
3133ERRW3	FED FARM CRBNKS 3.875 09/03/26	09/03/2026	Coupon	48,437.50
3130B2PJ8	FHLBANKS 3.625 09/04/26	09/04/2026	Final Maturity	2,500,000.00
3130B2PJ8	FHLBANKS 3.625 09/04/26	09/04/2026	Coupon	45,312.50
3134HBFG1	FREDDIE MAC 4.110 03/24/28 '27 MTN	09/24/2026	Coupon	102,750.00
SEP 2026 TOTAL				5,196,500.00
OCT 2026				
803321PU6	SARASOTA CNTY FLA UTIL SYS 1.554 10/01/29	10/01/2026	Coupon	1,942.50
45203MW64	ILLINOIS HSG DEV AUTH REV 3.778 04/01/27	10/01/2026	Coupon	7,556.00
882724RF6	TEXAS STATE 2.426 10/01/30	10/01/2026	Coupon	6,792.80
64966SRQ1	NEW YORK CITY 3.821 10/01/27	10/01/2026	Coupon	11,080.90
OCT 2026 TOTAL				27,372.20
NOV 2026				
91282CEM9	US TREASURY 2.875 04/30/29	11/02/2026	Coupon	7,475.00
91282CMZ1	US TREASURY 3.875 04/30/30	11/02/2026	Coupon	9,978.13
91282CNE7	US TREASURY 3.875 05/31/27	11/30/2026	Coupon	14,725.00
91282CES6	US TREASURY 2.750 05/31/29	11/30/2026	Coupon	7,150.00
NOV 2026 TOTAL				39,328.13
DEC 2026				
91282CJP7	US TREASURY 4.375 12/15/26	12/15/2026	Coupon	9,296.88

Projected Cashflows

For the Period April 01, 2026 to September 30, 2026

CUSIP	DESCRIPTION	POST DATE	TRANSACTION TYPE	AMOUNT
91282CJP7	US TREASURY 4.375 12/15/26	12/15/2026	Final Maturity	425,000.00
3133ERN31	FED FARM CR BNKS 4.340 12/23/27'26	12/23/2026	Coupon	86,800.00
91282CPR6	US TREASURY 3.625 12/31/30	12/31/2026	Coupon	11,600.00
91282CHJ3	US TREASURY 3.750 06/30/30	12/31/2026	Coupon	9,656.25
91282CGB1	US TREASURY 3.875 12/31/29	12/31/2026	Coupon	12,303.13
DEC 2026 TOTAL				554,656.25
ENTERPRISE FUND RESERVE TOTAL				13,747,839.57
GRAND TOTAL				108,749,368.23



Change in Value

IDENTIFIER	ISSUER PAR VALUE	YIELD	TRADE DATE MATURITY DATE	INTEREST ACCRUAL INTEREST RECEIVED	BEGINNING BOOK VALUE BEGINNING MARKET VALUE	PURCHASES/ ADDITIONS	REDEMPTIONS	CHANGE IN BOOK VALUE CHANGE IN MARKET VALUE	ENDING BOOK VALUE ENDING MARKET VALUE
CONSOLIDATED CASH									
TXCLASS	Texas CLASS 3,256,316.35	3.78	03/31/2026	30,452.95 30,452.95	3,225,863.40 3,225,863.40	30,452.95	0.00	30,452.95 30,452.95	3,256,316.35 3,256,316.35
TEXASFIT	Texas Fixed Income Trust Cash Pool 54,870,957.58	3.91	03/31/2026	261,676.14 261,676.14	24,609,281.44 24,609,281.44	30,261,676.14	0.00	30,261,676.14 30,261,676.14	54,870,957.58 54,870,957.58
TEXSTAR	TexSTAR 31,673.18	3.66	03/31/2026	285.58 285.58	31,387.60 31,387.60	285.58	0.00	285.58 285.58	31,673.18 31,673.18
LOGIC	LOGIC 11,022,076.46	3.80	03/31/2026	103,149.94 103,149.94	10,918,926.52 10,918,926.52	103,149.94	0.00	103,149.94 103,149.94	11,022,076.46 11,022,076.46
WFCHOICE	Wells Fargo - Choice 771.00	0.00	03/31/2026	0.00 0.00	26,430.00 26,430.00	62,565.00	(88,224.00)	(25,659.00) (25,659.00)	771.00 771.00
5851OR580	MEEDER-GOVERNMENT MM;Y 592,921.77	3.55	03/31/2026	3,091.67 2,086.72	182,243.04 182,243.04	414,529.01	(3,850.28)	410,678.73 410,678.73	592,921.77 592,921.77
TXRANGE	Texas Range TexasDAILY Fund 1,758,279.44	3.68	03/31/2026	15,923.37 15,923.37	1,742,356.07 1,742,356.07	15,923.37	0.00	15,923.37 15,923.37	1,758,279.44 1,758,279.44
TEXPOOL	TexPool 6,326.00	3.68	03/31/2026	57.11 57.11	6,268.89 6,268.89	57.11	0.00	57.11 57.11	6,326.00 6,326.00
0168MEED	Wells Fargo MM - Sweep 7,563,871.13	3.54	03/31/2026	211,053.30 211,053.30	5,833,306.38 5,833,306.38	35,851,247.80	(34,120,683.05)	1,730,564.75 1,730,564.75	7,563,871.13 7,563,871.13
LSCO	Lone Star Invest Pool - Corporate Overnight Fund 23,077.15	3.78	03/31/2026	215.50 215.50	22,861.65 22,861.65	215.50	0.00	215.50 215.50	23,077.15 23,077.15
3133EP7C3	FEDERAL FARM CREDIT BANKS FUNDING CORP 4.625 04/01/2026 5,000,000.00	4.22	06/14/2024 04/01/2026	57,812.50 0.00	5,004,753.36 5,011,700.00	0.00	0.00	(4,753.36) (11,700.00)	5,000,000.00 5,000,000.00
8923A1D73	TOYO CRD PUE RIC 04/07/26 1,340,000.00	3.91	11/03/2025 04/07/2026	0.00 0.00	1,326,242.67 1,326,242.67	0.00	0.00	12,897.50 12,897.50	1,339,140.17 1,339,140.17
62479MDW0	MUFG BANK NY 04/30/26 450,000.00	4.01	10/31/2025 04/30/2026	0.00 0.00	444,154.13 444,154.13	0.00	0.00	4,421.25 4,421.25	448,575.38 448,575.38
22533UDW0	CREDIT AGRI NY 04/30/26 450,000.00	3.99	10/31/2025 04/30/2026	0.00 0.00	444,183.87 444,183.87	0.00	0.00	4,398.75 4,398.75	448,582.62 448,582.62
05970UE46	BANCO SANTANDE 05/04/26 1,800,000.00	4.00	11/03/2025 05/04/2026	0.00 0.00	1,775,892.00 1,775,892.00	0.00	0.00	17,640.00 17,640.00	1,793,532.00 1,793,532.00
89119BFN1	TD 06/22/26 2,000,000.00	3.95	11/20/2025 06/22/2026	0.00 0.00	1,963,115.55 1,963,115.55	0.00	0.00	19,300.00 19,300.00	1,982,415.55 1,982,415.55
62479MGT4	MUFG BANK NY 07/27/26 1,350,000.00	3.96	10/30/2025 07/27/2026	0.00 0.00	1,320,114.38 1,320,114.38	0.00	0.00	12,993.75 12,993.75	1,333,108.13 1,333,108.13
22533UGT4	CREDIT AGRI NY 07/27/26 1,350,000.00	3.96	10/30/2025 07/27/2026	0.00 0.00	1,320,114.38 1,320,114.38	0.00	0.00	12,993.75 12,993.75	1,333,108.13 1,333,108.13
45685RGU5	ING US FUNDING 07/28/26 1,800,000.00	3.96	10/30/2025 07/28/2026	0.00 0.00	1,759,960.00 1,759,960.00	0.00	0.00	17,325.00 17,325.00	1,777,285.00 1,777,285.00
63873KHH3	NATIXIS NY 08/17/26 2,000,000.00	3.98	11/20/2025 08/17/2026	0.00 0.00	1,951,106.67 1,951,106.67	0.00	0.00	19,300.00 19,300.00	1,970,406.67 1,970,406.67



Change in Value

IDENTIFIER	ISSUER PAR VALUE	YIELD	TRADE DATE MATURITY DATE	INTEREST ACCRUAL INTEREST RECEIVED	BEGINNING BOOK VALUE BEGINNING MARKET VALUE	PURCHASES/ ADDITIONS	REDEMPTIONS	CHANGE IN BOOK VALUE CHANGE IN MARKET VALUE	ENDING BOOK VALUE ENDING MARKET VALUE
3135G0Q22	FANNIE MAE 1.875 09/24/26 5,000,000.00	4.05	03/25/2025 09/24/2026	23,437.50 46,875.00	4,924,105.15 4,938,850.00	0.00	0.00	25,678.71 16,800.00	4,949,783.86 4,955,650.00
91282CLY5	US TREASURY 4.250 11/30/26 715,000.00	3.63	11/25/2025 11/30/2026	7,513.39 0.00	718,906.75 719,357.03	0.00	0.00	(1,055.88) (2,038.87)	717,850.87 717,318.17
91282CME8	US TREASURY 4.250 12/31/26 715,000.00	3.62	11/25/2025 12/31/2026	7,554.90 0.00	719,346.14 719,943.55	0.00	0.00	(1,074.60) (2,401.95)	718,271.55 717,541.60
91282CJT9	US TREASURY 4.000 01/15/27 625,000.00	3.58	11/28/2025 01/15/2027	6,199.71 12,500.00	627,617.90 628,002.93	0.00	0.00	(621.67) (1,782.23)	626,996.24 626,220.71
91282CMP3	US TREASURY 4.125 02/28/27 715,000.00	3.57	11/25/2025 02/28/2027	7,290.20 14,746.88	719,427.13 719,775.98	0.00	0.00	(941.94) (2,429.88)	718,485.19 717,346.09
3130AVBC5	FHLBANKS 4.500 03/12/27 5,000,000.00	4.04	03/20/2025 03/12/2027	56,250.00 112,500.00	5,026,202.57 5,054,250.00	0.00	0.00	(5,421.22) (19,600.00)	5,020,781.35 5,034,650.00
91282CMY4	US TREASURY 3.750 04/30/27 1,140,000.00	3.63	11/03/2025 04/30/2027	10,628.45 0.00	1,141,709.93 1,143,562.50	0.00	0.00	(317.96) (4,007.81)	1,141,391.97 1,139,554.69
91282CNE7	US TREASURY 3.875 05/31/27 710,000.00	3.53	11/25/2025 05/31/2027	6,802.54 0.00	713,369.90 713,633.20	0.00	0.00	(588.92) (3,189.45)	712,780.99 710,443.75
13032UC48	CALIFORNIA HEALTH FACS FING 3.244 06/01/27 720,000.00	3.65	11/24/2025 06/01/2027	5,839.20 0.00	715,969.04 716,365.44	0.00	0.00	703.07 (1,327.68)	716,672.12 715,037.76
341271AE4	FLORIDA ST BRD ADMIN FIN CO 1.705 07/01/27 1,111,000.00	3.78	11/03/2025 07/01/2027	4,735.64 9,471.28	1,077,747.14 1,077,809.99	0.00	0.00	5,481.24 1,898.70	1,083,228.38 1,079,708.69
64966SQH2	NEW YORK CITY 3.930 08/01/27 1,000,000.00	3.73	10/30/2025 08/01/2027	9,825.00 17,685.00	1,003,033.99 1,003,102.00	0.00	0.00	(473.24) (4,562.00)	1,002,560.75 998,540.00
91282CLL3	US TREASURY 3.375 09/15/27 715,000.00	3.49	11/25/2025 09/15/2027	5,981.01 12,065.63	713,627.12 713,715.24	0.00	0.00	198.65 (3,351.56)	713,825.77 710,363.68
19464VEE6	COLLIER CNTY FLA SPL OBLIG 2.000 10/01/27 445,000.00	3.75	10/30/2025 10/01/2027	2,225.00 0.00	432,021.26 432,204.03	0.00	0.00	1,830.86 395.61	433,852.11 432,599.63
91282CPE5	US TREASURY 3.500 10/31/27 5,305,000.00	3.60	11/03/2025 10/31/2027	46,162.29 0.00	5,296,038.45 5,306,450.60	0.00	0.00	1,207.39 (29,011.72)	5,297,245.84 5,277,438.88
91282CFZ9	US TREASURY 3.875 11/30/27 650,000.00	3.47	11/25/2025 11/30/2027	6,227.68 0.00	654,853.21 654,621.10	0.00	0.00	(625.77) (4,240.24)	654,227.44 650,380.86
60535Q2F6	MISSISSIPPI HOME CORP SINGL 4.387 12/01/27 500,000.00	3.86	11/24/2025 12/01/2027	5,483.75 0.00	504,848.36 504,085.50	0.00	0.00	(624.25) 374.00	504,224.11 504,459.50
91282CGH8	US TREASURY 3.500 01/31/28 4,805,000.00	3.59	11/03/2025 01/31/2028	41,584.23 84,087.50	4,796,280.68 4,805,750.78	0.00	0.00	1,032.55 (27,778.91)	4,797,313.23 4,777,971.88
64979IPT1	NEW YORK ST 2.450 02/15/28 945,000.00	3.76	11/03/2025 02/15/2028	5,788.13 11,576.25	920,083.42 921,946.73	0.00	0.00	2,893.54 (3,014.55)	922,976.96 918,932.18
64990FB45	NEW YORK STATE DORMITORY AU 1.802 03/15/28 475,000.00	3.72	11/21/2025 03/15/2028	2,139.88 4,279.75	455,950.36 456,570.95	0.00	0.00	2,132.42 24.23	458,082.78 456,595.18
91282CHA2	US TREASURY 3.500 04/30/28 3,750,000.00	3.59	11/03/2025 04/30/2028	32,631.22 0.00	3,742,320.87 3,749,414.06	0.00	0.00	813.08 (23,144.51)	3,743,133.95 3,726,269.55



Change in Value

IDENTIFIER	ISSUER PAR VALUE	YIELD	TRADE DATE MATURITY DATE	INTEREST ACCRUAL INTEREST RECEIVED	BEGINNING BOOK VALUE BEGINNING MARKET VALUE	PURCHASES/ ADDITIONS	REDEMPTIONS	CHANGE IN BOOK VALUE CHANGE IN MARKET VALUE	ENDING BOOK VALUE ENDING MARKET VALUE
20775JEM7	CONNECTICUT HOUSING FI- NANCE 3.650 05/15/28 500,000.00	3.71	11/03/2025 05/15/2028	4,562.50 0.00	499,380.11 498,933.50	0.00	0.00	64.50 (3,921.50)	499,444.61 495,012.00
91282CNH0	US TREASURY 3.875 06/15/28 1,000,000.00	3.44	11/25/2025 06/15/2028	9,581.04 0.00	1,010,101.93 1,008,515.63	0.00	0.00	(1,014.70) (7,031.25)	1,009,087.23 1,001,484.38
495731AX9	KINGMAN ARIZ EXCISE TAX REV 1.657 07/15/28 500,000.00	3.62	11/24/2025 07/15/2028	2,071.25 4,142.50	476,407.67 475,217.00	0.00	0.00	2,292.99 (1,063.00)	478,700.66 474,154.00
91282CNU1	US TREASURY 3.625 08/15/28 4,250,000.00	3.60	11/03/2025 08/15/2028	37,990.58 77,031.25	4,252,191.41 4,260,957.05	0.00	0.00	(206.09) (28,886.74)	4,251,985.32 4,232,070.31
92778WKU9	VIRGINIA COLLEGE BLDG AUTH 1.130 09/01/28 500,000.00	3.64	11/24/2025 09/01/2028	1,412.50 2,825.00	468,410.03 466,749.00	0.00	0.00	2,918.99 1,606.50	471,329.02 468,355.50
59334DLK8	MIAMI-DADE CNTY FLA WTR & S 2.551 10/01/28 970,000.00	3.75	10/30/2025 10/01/2028	6,186.18 0.00	940,107.55 936,947.25	0.00	0.00	2,679.60 (177.51)	942,787.15 936,769.74
91282CPC9	US TREASURY 3.500 10/15/28 3,065,000.00	3.63	11/05/2025 10/15/2028	26,524.04 0.00	3,054,786.44 3,062,126.56	0.00	0.00	902.97 (20,592.97)	3,055,689.40 3,041,533.59
880558NX5	TENNESSEE ST SCH BD AUTH 1.126 11/01/28 465,000.00	3.74	10/30/2025 11/01/2028	1,308.98 0.00	432,762.49 432,131.94	0.00	0.00	2,803.26 836.54	435,565.76 432,968.48
TOTAL		3.83		1,067,654.83 1,034,686.65	109,946,169.01 110,036,498.17	66,740,102.40	(34,212,757.33)	32,684,529.30 32,465,296.31	142,630,698.31 142,501,794.48

CONSOLIDATED CASH RESERVE									
58510R580	MEEDER:GOVERNMENT MM;Y 500,572.18	3.55	03/31/2026	2,683.60 1,816.10	191,124.19 191,124.19	310,018.99	(571.00)	309,447.99 309,447.99	500,572.18 500,572.18
TXCLASS	Texas CLASS 4,857,425.03	3.78	03/31/2026	45,426.44 45,426.44	4,811,998.59 4,811,998.59	45,426.44	0.00	45,426.44 45,426.44	4,857,425.03 4,857,425.03
05970UE46	BANCO SANTANDE 05/04/26 1,000,000.00	3.94	11/21/2025 05/04/2026	0.00 0.00	986,777.50 986,777.50	0.00	0.00	9,675.00 9,675.00	996,452.50 996,452.50
89119BFN1	TD 06/22/26 1,500,000.00	3.95	11/20/2025 06/22/2026	0.00 0.00	1,472,336.68 1,472,336.68	0.00	0.00	14,474.99 14,474.99	1,486,811.67 1,486,811.67
62479MGN7	MUFG BANK NY 07/22/26 1,400,000.00	3.93	11/21/2025 07/22/2026	0.00 0.00	1,369,913.22 1,369,913.22	0.00	0.00	13,405.00 13,405.00	1,383,318.22 1,383,318.22
63873KHH3	NATIXIS NY 08/17/26 1,500,000.00	3.98	11/20/2025 08/17/2026	0.00 0.00	1,463,330.00 1,463,330.00	0.00	0.00	14,475.00 14,475.00	1,477,805.00 1,477,805.00
3133ERRW3	FED FARM CR BNKS 3.875 09/03/26 2,600,000.00	3.65	09/10/2024 09/03/2026	25,187.50 50,375.00	2,603,665.82 2,604,186.00	0.00	0.00	(1,346.63) (3,692.00)	2,602,319.20 2,600,494.00
3130B2PJ8	FHLBANKS 3.625 09/04/26 2,600,000.00	3.64	09/19/2024 09/04/2026	23,562.50 47,125.00	2,599,777.79 2,599,766.00	0.00	0.00	81.29 (2,054.00)	2,599,859.09 2,597,712.00



Change in Value

IDENTIFIER	ISSUER PAR VALUE	YIELD	TRADE DATE MATURITY DATE	INTEREST ACCRUAL INTEREST RECEIVED	BEGINNING BOOK VALUE BEGINNING MARKET VALUE	PURCHASES/ ADDITIONS	REDEMPTIONS	CHANGE IN BOOK VALUE CHANGE IN MARKET VALUE	ENDING BOOK VALUE ENDING MARKET VALUE
91282CJP7	US TREASURY 4.375 12/15/26 390,000.00	3.61	11/28/2025 12/15/2026	4,218.75 0.00	392,769.69 393,031.64	0.00	0.00	(716.30) (1,386.33)	392,053.39 391,645.31
91282CJT9	US TREASURY 4.000 01/15/27 400,000.00	3.58	11/28/2025 01/15/2027	3,967.81 8,000.00	401,675.46 401,921.88	0.00	0.00	(397.87) (1,140.62)	401,277.59 400,781.25
45203MW64	ILLINOIS HSG DEV AUTH REV 3.778 04/01/27 600,000.00	3.66	11/24/2025 04/01/2027	5,667.00 0.00	600,843.41 600,981.00	0.00	0.00	(166.83) (2,217.60)	600,676.59 598,763.40
13032UC48	CALIFORNIA HEALTH FACS FING 3.244 06/01/27 585,000.00	3.65	11/24/2025 06/01/2027	4,744.35 0.00	581,724.85 582,046.92	0.00	0.00	571.25 (1,078.74)	582,296.09 580,968.18
074561RD5	BEAUMONT TEX WTRWKS & SWR S 2.650 09/01/27 465,000.00	3.83	11/21/2025 09/01/2027	3,080.63 6,161.25	456,247.06 456,221.73	0.00	0.00	1,295.67 72.54	457,542.72 456,294.27
64966SRQ1	NEW YORK CITY 3.82110/01/27 585,000.00	3.66	11/24/2025 10/01/2027	5,588.21 0.00	586,553.74 586,075.82	0.00	0.00	(219.18) (3,142.04)	586,334.56 582,933.78
650367NY7	NEWARK N J 4.000 11/01/27 220,000.00	3.77	11/21/2025 11/01/2027	2,200.00 0.00	220,866.01 220,353.54	0.00	0.00	(116.50) (600.16)	220,749.51 219,753.38
3133ERN31	FED FARM CR BNKS 4.340 12/23/27 '26 4,000,000.00	4.33	01/16/2025 12/23/2027	43,400.00 0.00	4,000,155.08 4,014,600.00	0.00	0.00	(39.21) (13,760.00)	4,000,115.87 4,000,840.00
3134HBF61	FREDDIE MAC 4.110 03/24/28 '27 MTN 5,000,000.00	4.11	03/27/2025 03/24/2028	51,375.00 102,750.00	5,000,000.00 5,010,450.00	0.00	0.00	0.00 (27,750.00)	5,000,000.00 4,982,700.00
3133ETRC3	FED FARM CR BNKS 4.230 07/28/28 '26 3,000,000.00	4.16	08/04/2025 07/28/2028	31,725.00 63,450.00	3,001,232.27 2,996,640.00	0.00	0.00	(533.19) (7,860.00)	3,000,699.08 2,988,780.00
495242Q69	KING CNTY WASH SCH DIST NO 1.151 12/01/28 555,000.00	3.62	11/21/2025 12/01/2028	1,597.01 0.00	517,488.44 515,840.87	0.00	0.00	3,169.99 (1,547.34)	520,658.43 514,293.53
9128286B1	US TREASURY 2.625 02/15/29 460,000.00	3.51	11/24/2025 02/15/2029	2,977.60 6,037.50	448,043.20 447,242.19	0.00	0.00	943.13 (2,192.19)	448,986.33 445,050.00
91282CEM9	US TREASURY 2.875 04/30/29 460,000.00	3.53	11/24/2025 04/30/2029	3,287.98 0.00	450,653.38 449,829.69	0.00	0.00	692.34 (2,623.44)	451,345.72 447,206.25
576004HE8	MASSACHUSETTS (COMMON- WEALTH 3.769 07/15/29 515,000.00	3.75	11/21/2025 07/15/2029	4,852.59 9,705.18	515,345.19 513,883.48	0.00	0.00	(24.06) (2,848.47)	515,321.13 511,035.02
882724RE9	TEXAS STATE 2.326 10/01/29 330,000.00	3.71	11/21/2025 10/01/2029	1,918.95 0.00	314,170.39 314,284.74	0.00	0.00	1,040.66 (1,510.41)	315,211.05 312,774.33
91282CGJ4	US TREASURY 3.500 01/31/30 515,000.00	3.57	11/24/2025 01/31/2030	4,457.00 9,012.50	513,724.04 512,103.13	0.00	0.00	77.02 (4,305.08)	513,801.06 507,798.05
072024XG2	BAY AREA TOLL AUTH CALIF TO 2.019 04/01/30 500,000.00	3.88	11/21/2025 04/01/2030	2,523.75 0.00	463,875.07 462,201.00	0.00	0.00	2,096.22 (1,427.50)	465,971.30 460,773.50
91282CHJ3	US TREASURY 3.750 06/30/30 515,000.00	3.58	11/24/2025 06/30/2030	4,801.45 0.00	518,482.23 516,327.74	0.00	0.00	(190.98) (4,667.19)	518,291.24 511,660.55



Change in Value

IDENTIFIER	ISSUER PAR VALUE	YIELD	TRADE DATE MATURITY DATE	INTEREST ACCRUAL INTEREST RECEIVED	BEGINNING BOOK VALUE BEGINNING MARKET VALUE	PURCHASES/ ADDITIONS	REDEMPTIONS	CHANGE IN BOOK VALUE CHANGE IN MARKET VALUE	ENDING BOOK VALUE ENDING MARKET VALUE
880591FE7	TVA 3.875 08/01/30 300,000.00	3.68	11/21/2025 08/01/2030	2,906.25 5,586.46	302,411.23 301,167.00	0.00	0.00	(129.71) (2,355.00)	302,281.52 298,812.00
882724RF6	TEXAS STATE 2.426 10/01/30 440,000.00	3.71	11/24/2025 10/01/2030	2,668.60 0.00	415,732.62 412,363.16	0.00	0.00	1,259.55 (593.56)	416,992.17 411,769.60
TOTAL		3.90		284,817.98 355,445.43	35,200,917.15 35,206,997.69	355,445.43	(571.00)	414,251.09 318,225.31	35,615,168.24 35,525,223.00

ENTERPRISE FUND									
WFCHOICE	Wells Fargo - Choice 95,236.00	0.00	03/31/2026	0.00 0.00	68,176.00 68,176.00	45,899.00	(18,839.00)	27,060.00 27,060.00	95,236.00 95,236.00
TEXPOOL	TexPool 36,084.92	3.68	03/31/2026	326.10 326.10	35,758.82 35,758.82	326.10	0.00	326.10 326.10	36,084.92 36,084.92
0226MEED	Wells Fargo MM - Sweep 15,253,612.03	3.54	03/31/2026	113,406.87 113,406.87	10,374,909.74 10,374,909.74	6,496,699.72	(1,617,997.43)	4,878,702.29 4,878,702.29	15,253,612.03 15,253,612.03
58510R580	MEEDER:GOVERNMENT MM;Y 6,026,565.39	3.55	03/31/2026	8,851.89 8,989.33	224,993.73 224,993.73	5,807,758.07	(6186.41)	5,801,571.66 5,801,571.66	6,026,565.39 6,026,565.39
LOGIC	LOGIC 99,572,928.47	3.80	03/31/2026	931,851.89 931,851.89	98,641,076.58 98,641,076.58	931,851.89	0.00	931,851.89 931,851.89	99,572,928.47 99,572,928.47
TXRANGE	Texas Range TexasDAILY Fund 4,702,160.49	3.68	03/31/2026	42,583.81 42,583.81	4,659,576.68 4,659,576.68	42,583.81	0.00	42,583.81 42,583.81	4,702,160.49 4,702,160.49
LSCO	Lone Star Invest Pool - Corporate Overnight Fund 24,972.29	3.78	03/31/2026	233.20 233.20	24,739.09 24,739.09	233.20	0.00	233.20 233.20	24,972.29 24,972.29
TEXSTAR	TexSTAR 73,151.27	3.66	03/31/2026	659.47 659.47	72,491.80 72,491.80	659.47	0.00	659.47 659.47	73,151.27 73,151.27
TXCLASS	Texas CLASS 14,053,559.76	3.78	03/31/2026	131,428.32 131,428.32	13,922,131.44 13,922,131.44	131,428.32	0.00	131,428.32 131,428.32	14,053,559.76 14,053,559.76
3133EP7C3	FEDERAL FARM CREDIT BANKS FUNDING CORP 4.625 04/01/2026 7,000,000.00	4.22	06/14/2024 04/01/2026	80,937.50 0.00	7,006,654.71 7,016,380.00	0.00	0.00	(6,654.71) (16,380.00)	7,000,000.00 7,000,000.00
648533P68	NEW ROCHELLE N Y CITY SCH D 5.000 04/02/26 5,315,000.00	4.25	04/02/2025 04/02/2026	66,437.50 0.00	5,324,553.71 5,330,434.76	0.00	0.00	(9,448.73) (15,280.63)	5,315,049.99 5,315,154.14
22533UDW0	CREDIT AGRI NY 04/30/26 1,000,000.00	3.99	10/31/2025 04/30/2026	0.00 0.00	987,075.28 987,075.28	0.00	0.00	9,775.00 9,775.00	996,850.28 996,850.28
62479MDW0	MUFG BANK NY 04/30/26 1,000,000.00	4.01	10/31/2025 04/30/2026	0.00 0.00	987,009.16 987,009.16	0.00	0.00	9,825.00 9,825.00	996,834.17 996,834.17
05970UE46	BANCO SANTANDE 05/04/26 2,000,000.00	4.00	11/03/2025 05/04/2026	0.00 0.00	1,973,213.33 1,973,213.33	0.00	0.00	19,600.00 19,600.00	1,992,813.33 1,992,813.33
89119BFN1	TD 06/22/26 7,200,000.00	3.95	11/20/2025 06/22/2026	0.00 0.00	7,067,215.98 7,067,215.98	0.00	0.00	69,480.01 69,480.01	7,136,695.99 7,136,695.99



Change in Value

IDENTIFIER	ISSUER PAR VALUE	YIELD	TRADE DATE MATURITY DATE	INTEREST ACCRUAL INTEREST RECEIVED	BEGINNING BOOK VALUE BEGINNING MARKET VALUE	PURCHASES/ ADDITIONS	REDEMPTIONS	CHANGE IN BOOK VALUE CHANGE IN MARKET VALUE	ENDING BOOK VALUE ENDING MARKET VALUE
20772KJY6	CONNECTICUT ST 2.350 07/01/26 1,675,000.00	3.91	11/21/2025 07/01/2026	9,840.63 19,681.25	1,662,263.88 1,663,264.95	0.00	0.00	6,332.88 5,803.88	1,668,596.76 1,669,068.83
22533UGT4	CREDIT AGR NY 07/27/26 1,250,000.00	3.96	10/30/2025 07/27/2026	0.00 0.00	1,222,328.12 1,222,328.12	0.00	0.00	12,031.25 12,031.25	1,234,359.37 1,234,359.37
62479MGT4	MUFG BANK NY 07/27/26 1,250,000.00	3.96	10/30/2025 07/27/2026	0.00 0.00	1,222,328.12 1,222,328.12	0.00	0.00	12,031.25 12,031.25	1,234,359.37 1,234,359.37
45685RGU5	ING US FUNDING 07/28/26 2,250,000.00	3.96	10/30/2025 07/28/2026	0.00 0.00	2,199,950.00 2,199,950.00	0.00	0.00	21,656.25 21,656.25	2,221,606.25 2,221,606.25
63307MH77	NATL BK CANADA 08/07/26 2,650,000.00	3.83	12/19/2025 08/07/2026	0.00 0.00	2,589,983.39 2,589,983.39	0.00	0.00	24,777.50 24,777.50	2,614,760.89 2,614,760.89
63873KHH3	NATIXIS NY 08/17/26 7,200,000.00	3.98	11/20/2025 08/17/2026	0.00 0.00	7,023,984.00 7,023,984.00	0.00	0.00	69,480.00 69,480.00	7,093,464.00 7,093,464.00
3130B2PJ8	FHLBANKS 3.625 09/04/26 4,000,000.00	3.64	09/19/2024 09/04/2026	36,250.00 72,500.00	3,999,658.15 3,999,640.00	0.00	0.00	125.07 (3,160.00)	3,999,783.21 3,996,480.00
3135GOQ22	FANNIE MAE 1.875 09/24/26 5,000,000.00	4.05	03/25/2025 09/24/2026	23,437.50 46,875.00	4,924,105.15 4,938,850.00	0.00	0.00	25,678.71 16,800.00	4,949,783.86 4,955,650.00
052414RSO	AUSTIN TEX ELEC UTIL SYS RE 2.777 11/15/26 2,000,000.00	3.56	03/25/2025 11/15/2026	13,885.00 0.00	1,986,916.93 1,986,096.00	0.00	0.00	3,702.75 952.00	1,990,619.69 1,987,048.00
235241VJ2	DALLAS TEX AREA RAPID TRAN 1.147 12/01/26 1,465,000.00	3.97	03/26/2025 12/01/2026	4,200.89 0.00	1,428,822.96 1,433,127.46	0.00	0.00	9,748.30 5,974.27	1,438,571.26 1,439,101.73
91282CJT9	US TREASURY 4.000 01/15/27 2,800,000.00	3.58	11/28/2025 01/15/2027	27,774.68 56,000.00	2,811,728.20 2,813,453.13	0.00	0.00	(2,785.06) (7,984.37)	2,808,943.14 2,805,468.76
914302MG6	UNIVERSITY HOUSTON TEX UNIV 4.164 02/15/27 1,500,000.00	3.94	03/25/2025 02/15/2027	15,615.00 31,230.00	1,503,503.69 1,508,749.50	0.00	0.00	(769.10) (4,729.50)	1,502,734.59 1,504,020.00
3130B5MPO	FHLBANKS 4.250 03/24/27 CALD 0.00	4.25	03/24/2025 03/24/2027	48,993.06 106,250.00	5,000,000.00 5,002,950.00	0.00	(5,000,000.00)	(5,000,000.00) (5,002,950.00)	0.00 0.00
91282CMY4	US TREASURY 3.750 04/30/27 5,010,000.00	3.63	11/03/2025 04/30/2027	46,709.25 0.00	5,017,514.73 5,025,656.25	0.00	0.00	(1,397.37) (17,613.26)	5,016,117.36 5,008,042.99
91282CNE7	US TREASURY 3.875 05/31/27 4,900,000.00	3.53	11/25/2025 05/31/2027	46,947.12 0.00	4,923,257.07 4,925,074.23	0.00	0.00	(4,064.34) (22,011.73)	4,919,192.73 4,903,062.50
91282CEW7	US TREASURY 3.250 06/30/27 4,900,000.00	3.50	11/25/2025 06/30/2027	39,592.54 0.00	4,882,045.37 4,883,156.25	0.00	0.00	2,964.98 (17,035.14)	4,885,010.36 4,866,121.11
341271AE4	FLORIDA ST BRD ADMIN FIN CO 1.705 07/01/27 1,389,000.00	3.78	11/03/2025 07/01/2027	5,920.62 11,841.23	1,347,426.45 1,347,505.01	0.00	0.00	6,852.78 2,373.80	1,354,279.23 1,349,878.82
64966SQH2	NEW YORK CITY 3.930 08/01/27 1,250,000.00	3.73	10/30/2025 08/01/2027	12,281.25 22,106.25	1,253,792.49 1,253,877.50	0.00	0.00	(591.55) (5,702.50)	1,253,200.94 1,248,175.00
91282CLL3	US TREASURY 3.375 09/15/27 4,900,000.00	3.49	11/25/2025 09/15/2027	40,988.71 82,687.50	4,890,591.43 4,891,195.34	0.00	0.00	1,361.37 (22,968.75)	4,891,952.80 4,868,226.59
19464VEE6	COLLIER CNTY FLA SPL OBLIG 2.000 10/01/27 555,000.00	3.75	10/30/2025 10/01/2027	2,775.00 0.00	538,813.03 539,040.98	0.00	0.00	2,283.43 493.40	541,096.46 539,534.37



Change in Value

IDENTIFIER	ISSUER PAR VALUE	YIELD	TRADE DATE MATURITY DATE	INTEREST ACCRUAL INTEREST RECEIVED	BEGINNING BOOK VALUE BEGINNING MARKET VALUE	PURCHASES/ ADDITIONS	REDEMPTIONS	CHANGE IN BOOK VALUE CHANGE IN MARKET VALUE	ENDING BOOK VALUE ENDING MARKET VALUE
88285AGF9	TEXAS WATER DEVELOPMENT BOA 3.811 10/15/27 690,000.00	3.64	11/21/2025 10/15/2027	6,573.98 0.00	691,956.00 691,934.07	0.00	0.00	(270.00) (2,985.63)	691,686.00 688,948.44
91282CPE5	US TREASURY 3.500 10/31/27 7,445,000.00	3.60	11/03/2025 10/31/2027	64,783.84 0.00	7,432,423.43 7,447,035.76	0.00	0.00	1,694.45 (40,714.84)	7,434,117.88 7,406,320.92
91282CFZ9	US TREASURY 3.875 11/30/27 4,800,000.00	3.47	11/25/2025 11/30/2027	45,989.01 0.00	4,835,839.07 4,834,125.02	0.00	0.00	(4,621.08) (31,312.51)	4,831,217.98 4,802,812.51
91282CGC9	US TREASURY 3.875 12/31/27 4,800,000.00	3.46	11/25/2025 12/31/2027	46,243.09 0.00	4,838,058.09 4,836,000.00	0.00	0.00	(4,698.53) (32,624.98)	4,833,359.56 4,803,375.02
91282CGH8	US TREASURY 3.500 01/31/28 3,315,000.00	3.59	11/03/2025 01/31/2028	28,689.22 58,012.50	3,308,984.47 3,315,517.97	0.00	0.00	712.37 (19,164.84)	3,309,696.84 3,296,353.13
64979IPT1	NEW YORK ST 2.450 02/15/28 1,185,000.00	3.76	11/03/2025 02/15/2028	7,258.13 14,516.25	1,153,755.41 1,156,091.93	0.00	0.00	3,628.40 (3,780.15)	1,157,383.81 1,152,311.78
91282CGT2	US TREASURY 3.625 03/31/28 3,365,000.00	3.45	11/25/2025 03/31/2028	30,158.37 60,990.63	3,377,843.56 3,374,201.19	0.00	0.00	(1,409.66) (21,162.72)	3,376,433.90 3,353,038.47
45203MW80	ILLINOIS HSG DEV AUTH REV 3.837 04/01/28 1,485,000.00	3.70	11/24/2025 04/01/2028	14,244.86 0.00	1,489,262.88 1,487,107.22	0.00	0.00	(467.31) (9,701.51)	1,488,795.58 1,477,405.71
13063DGC6	CALIFORNIA STATE 3.500 04/01/28 1,300,000.00	3.61	11/21/2025 04/01/2028	11,375.00 0.00	1,296,918.62 1,295,633.30	0.00	0.00	337.79 (7,714.20)	1,297,256.41 1,287,919.10
91282CHA2	US TREASURY 3.500 04/30/28 4,870,000.00	3.59	11/03/2025 04/30/2028	42,377.07 0.00	4,860,027.37 4,869,239.06	0.00	0.00	1,055.93 (30,057.01)	4,861,083.29 4,839,182.06
20775JEM7	CONNECTICUT HOUSING FI- NANCE 3.650 05/15/28 630,000.00	3.71	11/03/2025 05/15/2028	5,748.75 0.00	629,218.94 628,656.21	0.00	0.00	81.27 (4,941.09)	629,300.21 623,715.12
91282CNH0	US TREASURY 3.875 06/15/28 4,850,000.00	3.44	11/25/2025 06/15/2028	46,468.06 0.00	4,898,994.37 4,891,300.81	0.00	0.00	(4,921.31) (34,101.56)	4,894,073.06 4,857,199.24
91282CNM9	US TREASURY 3.875 07/15/28 4,850,000.00	3.45	11/25/2025 07/15/2028	46,606.29 93,968.75	4,899,420.49 4,891,300.81	0.00	0.00	(4,803.29) (35,238.31)	4,894,617.20 4,856,062.50
91282CNU1	US TREASURY 3.625 08/15/28 5,500,000.00	3.60	11/03/2025 08/15/2028	49,164.28 99,687.50	5,502,835.94 5,514,179.72	0.00	0.00	(266.70) (37,382.84)	5,502,569.23 5,476,796.88
91282CNY3	US TREASURY 3.375 09/15/28 1,125,000.00	3.45	11/25/2025 09/15/2028	9,410.68 18,984.38	1,122,667.98 1,120,517.58	0.00	0.00	212.43 (7,119.15)	1,122,880.41 1,113,398.44
59334DLK8	MIAMI-DADE CNTY FLA WTR & S 2.551 10/01/28 1,210,000.00	3.75	10/30/2025 10/01/2028	7,716.78 0.00	1,172,711.48 1,168,769.25	0.00	0.00	3,342.60 (221.43)	1,176,054.07 1,168,547.82
544647LB4	LOS ANGELES CALIF UNI SCH D 4.252 10/01/28 1,000,000.00	3.60	11/24/2025 10/01/2028	10,630.00 0.00	1,016,849.07 1,014,417.00	0.00	0.00	(1,510.37) (9,477.00)	1,015,338.69 1,004,940.00
91282CPC9	US TREASURY 3.500 10/15/28 3,705,000.00	3.63	11/05/2025 10/15/2028	32,062.50 0.00	3,692,653.75 3,701,526.56	0.00	0.00	1,091.51 (24,892.97)	3,693,745.27 3,676,633.59
880558NX5	TENNESSEE ST SCH BD AUTH 1.126 11/01/28 585,000.00	3.74	10/30/2025 11/01/2028	1,646.78 0.00	544,443.14 543,649.86	0.00	0.00	3,526.68 1,052.42	547,969.82 544,702.28



Change in Value

IDENTIFIER	ISSUER PAR VALUE	YIELD	TRADE DATE MATURITY DATE	INTEREST ACCRUAL INTEREST RECEIVED	BEGINNING BOOK VALUE BEGINNING MARKET VALUE	PURCHASES/ ADDITIONS	REDEMPTIONS	CHANGE IN BOOK VALUE CHANGE IN MARKET VALUE	ENDING BOOK VALUE ENDING MARKET VALUE
20775JEN5	CONNECTICUT HOUSING FI- NANCE 3.700 11/15/28 2,725,000.00	3.64	11/25/2025 11/15/2028	25,206.25 0.00	2,729,478.79 2,719,261.15	0.00	0.00	(384.26) (24,958.28)	2,729,094.53 2,694,302.88
91282CPP0	US TREASURY 3.500 12/15/28 2,975,000.00	3.52	12/19/2025 12/15/2028	25,745.19 0.00	2,973,042.55 2,971,746.09	0.00	0.00	163.27 (21,150.38)	2,973,205.82 2,950,595.72
TOTAL		3.74		2,310,025.91 2,024,810.23	274,265,974.60 274,327,603.18	13,457,439.58	(6,643,022.84)	7,088,906.61 6,562,005.50	281,354,881.21 280,889,608.69

ENTERPRISE FUND RESERVE									
78013WAP5	Royal Bank of Canada 0.0 01/23/2026 0.00	4.03	11/24/2025 01/23/2026	0.00 0.00	1,097,311.11 1,097,311.11	0.00	(1,100,000.00)	(1,097,311.11) (1,097,311.11)	0.00 0.00
58510R580	MEEDER:GOVERNMENT MM,Y 452,686.16	3.55	03/31/2026	2,475.45 1,752.18	193,373.64 193,373.64	1,534,740.44	(1,275,427.92)	259,312.52 259,312.52	452,686.16 452,686.16
05970UE46	BANCO SANTANDE 05/04/26 1,800,000.00	3.94	11/21/2025 05/04/2026	0.00 0.00	1,776,199.50 1,776,199.50	0.00	0.00	17,415.00 17,415.00	1,793,614.50 1,793,614.50
89119BFN1	TD 06/22/26 1,900,000.00	3.95	11/20/2025 06/22/2026	0.00 0.00	1,864,959.77 1,864,959.77	0.00	0.00	18,335.00 18,335.00	1,883,294.78 1,883,294.78
62479MGN7	MUFG BANK NY 07/22/26 1,900,000.00	3.93	11/21/2025 07/22/2026	0.00 0.00	1,859,167.94 1,859,167.94	0.00	0.00	18,192.50 18,192.50	1,877,360.44 1,877,360.44
63873KHH3	NATIXIS NY 08/17/26 1,900,000.00	3.98	11/20/2025 08/17/2026	0.00 0.00	1,853,551.33 1,853,551.33	0.00	0.00	18,335.00 18,335.00	1,871,886.33 1,871,886.33
3133ERRW3	FED FARM CR BNKS 3.875 09/03/26 2,500,000.00	3.65	09/10/2024 09/03/2026	24,218.75 48,437.50	2,503,524.83 2,504,025.00	0.00	0.00	(1,294.84) (3,550.00)	2,502,229.99 2,500,475.00
3130B2PJ8	FHLBANKS 3.625 09/04/26 2,500,000.00	3.64	09/19/2024 09/04/2026	22,656.25 45,312.50	2,499,786.34 2,499,775.00	0.00	0.00	78.17 (1,975.00)	2,499,864.51 2,497,800.00
91282CJP7	US TREASURY 4.375 12/15/26 425,000.00	3.61	11/28/2025 12/15/2026	4,597.36 0.00	428,018.24 428,303.71	0.00	0.00	(780.58) (1,510.74)	427,237.66 426,792.97
91282CJT9	US TREASURY 4.000 01/15/27 430,000.00	3.58	11/28/2025 01/15/2027	4,265.40 8,600.00	431,801.12 432,066.02	0.00	0.00	(427.71) (1,226.17)	431,373.41 430,839.85
91282CMP3	US TREASURY 4.125 02/28/27 580,000.00	3.57	11/25/2025 02/28/2027	5,913.72 11,962.50	583,591.24 583,874.22	0.00	0.00	(764.09) (1,971.10)	582,827.15 581,903.13
45203MW64	ILLINOIS HSG DEV AUTH REV 3.778 04/01/27 400,000.00	3.66	11/24/2025 04/01/2027	3,778.00 0.00	400,562.28 400,654.00	0.00	0.00	(111.22) (1,478.40)	400,451.06 399,175.60
91282CNE7	US TREASURY 3.875 05/31/27 760,000.00	3.53	11/25/2025 05/31/2027	7,281.59 0.00	763,607.22 763,889.06	0.00	0.00	(630.39) (3,414.06)	762,976.84 760,475.00
64966SRQ1	NEW YORK CITY 3.82110/01/27 580,000.00	3.66	11/24/2025 10/01/2027	5,540.45 0.00	581,540.46 581,066.62	0.00	0.00	(217.31) (3,115.18)	581,323.16 577,951.44
3133ERN31	FED FARM CR BNKS 4.340 12/23/27 '26 4,000,000.00	4.33	01/16/2025 12/23/2027	43,400.00 0.00	4,000,155.08 4,014,600.00	0.00	0.00	(39.21) (13,760.00)	4,000,115.87 4,000,840.00



Change in Value

IDENTIFIER	ISSUER PAR VALUE	YIELD	TRADE DATE MATURITY DATE	INTEREST ACCRUAL INTEREST RECEIVED	BEGINNING BOOK VALUE BEGINNING MARKET VALUE	PURCHASES/ ADDITIONS	REDEMPTIONS	CHANGE IN BOOK VALUE CHANGE IN MARKET VALUE	ENDING BOOK VALUE ENDING MARKET VALUE
780869VX8	ROYSE CITY TEX INDPT SCH DI 5.000 02/15/28 1,345,000.00	3.70	04/14/2025 02/15/2028	16,812.50 33,625.00	1,379,907.94 1,380,455.55	0.00	0.00	(4,053.83) (9,571.02)	1,375,854.11 1,370,884.53
184541DG2	CLEAR CREEK TEX INDPT SCH D 5.000 02/15/28 2,955,000.00	3.44	06/10/2025 02/15/2028	36,937.50 73,875.00	3,047,545.90 3,032,486.01	0.00	0.00	(10,747.27) (20,513.61)	3,036,798.63 3,011,972.40
3134HBF6G1	FREDDIE MAC 4.110 03/24/28 '27 MTN 5,000,000.00	4.11	03/27/2025 03/24/2028	51,375.00 102,750.00	5,000,000.00 5,010,450.00	0.00	0.00	0.00 (27,750.00)	5,000,000.00 4,982,700.00
3133ETRC3	FED FARM CR BNKS 4.230 07/28/28 '26 3,000,000.00	4.16	08/04/2025 07/28/2028	31,725.00 63,450.00	3,001,232.27 2,996,640.00	0.00	0.00	(533.19) (7,860.00)	3,000,699.08 2,988,780.00
9128286B1	US TREASURY 2.625 02/15/29 520,000.00	3.51	11/24/2025 02/15/2029	3,365.98 6,825.00	506,483.62 505,578.13	0.00	0.00	1,066.15 (2,478.13)	507,549.76 503,100.00
91282CEM9	US TREASURY 2.875 04/30/29 520,000.00	3.53	11/24/2025 04/30/2029	3,716.85 0.00	509,434.26 508,503.13	0.00	0.00	782.65 (2,965.63)	510,216.90 505,537.50
91282CES6	US TREASURY 2.750 05/31/29 520,000.00	3.54	11/24/2025 05/31/2029	3,535.71 0.00	506,960.64 506,065.63	0.00	0.00	941.85 (2,884.38)	507,902.49 503,181.25
576004HE8	MASSACHUSETTS (COMMON- WEALTH 3.769 07/15/29 665,000.00	3.75	11/21/2025 07/15/2029	6,265.97 12,531.93	665,445.73 663,558.28	0.00	0.00	(31.07) (3,678.12)	665,414.66 659,880.17
624539FA5	MOUNTAINSIDE N J SCH DIST 2.053 08/15/29 500,000.00	3.83	11/21/2025 08/15/2029	2,566.25 5,132.50	470,220.98 469,158.50	0.00	0.00	2,027.32 (1,484.50)	472,248.29 467,674.00
803321PU6	SARASOTA CNTY FLA UTIL SYS 1.554 10/01/29 250,000.00	3.78	11/21/2025 10/01/2029	971.25 0.00	230,725.02 229,923.25	0.00	0.00	1,267.16 24.00	231,992.19 229,947.25
91282CGB1	US TREASURY 3.875 12/31/29 635,000.00	3.76	01/23/2026 12/31/2029	4,418.25 0.00	0.00 0.00	637,629.30	0.00	637,510.20 634,702.34	637,510.20 634,702.34
91282CGJ4	US TREASURY 3.500 01/31/30 515,000.00	3.57	11/24/2025 01/31/2030	4,457.00 9,012.50	513,724.04 512,103.13	0.00	0.00	77.02 (4,305.08)	513,801.06 507,798.05
91282CMZ1	US TREASURY 3.875 04/30/30 515,000.00	3.58	11/24/2025 04/30/2030	4,961.50 0.00	521,113.29 519,103.91	0.00	0.00	(348.23) (4,626.95)	520,765.07 514,476.96
91282CHJ3	US TREASURY 3.750 06/30/30 515,000.00	3.58	11/24/2025 06/30/2030	4,801.45 0.00	518,482.23 516,327.74	0.00	0.00	(190.98) (4,667.19)	518,291.24 511,660.55
511355AX7	LAKE WORTH BEACH FLA NON- AD 2.080 07/01/30 '28 500,000.00	4.03	11/21/2025 07/01/2030	2,600.00 5,200.00	460,416.07 456,158.00	0.00	0.00	2,169.64 2,330.00	462,585.71 458,488.00
880591FE7	TVA 3.875 08/01/30 350,000.00	3.68	11/21/2025 08/01/2030	3,390.62 6,517.53	352,813.10 351,361.50	0.00	0.00	(151.33) (2,747.50)	352,661.77 348,614.00
882724RF6	TEXAS STATE 2.426 10/01/30 560,000.00	3.71	11/24/2025 10/01/2030	3,396.40 0.00	529,114.24 524,825.84	0.00	0.00	1,603.07 (755.44)	530,717.31 524,070.40
91282CPR6	US TREASURY 3.625 12/31/30 640,000.00	3.84	01/23/2026 12/31/2030	4,165.74 0.00	0.00 0.00	633,875.00	0.00	634,096.18 631,350.00	634,096.18 631,350.00
TOTAL		3.86		313,589.94 434,984.14	39,050,769.45 39,035,515.51	2,806,244.74	(2,375,427.92)	495,577.08 374,397.07	39,546,346.53 39,409,912.58



Change in Value

IDENTIFIER	ISSUER PAR VALUE	YIELD	TRADE DATE MATURITY DATE	INTEREST ACCRUAL INTEREST RECEIVED	BEGINNING BOOK VALUE BEGINNING MARKET VALUE	PURCHASES/ ADDITIONS	REDEMPTIONS	CHANGE IN BOOK VALUE CHANGE IN MARKET VALUE	ENDING BOOK VALUE ENDING MARKET VALUE
GRAND TOTAL		3.78		3,976,088.67 3,849,926.45	458,463,830.22 458,606,614.55	83,359,232.15	(43,231,779.09)	40,683,264.08 39,719,924.20	499,147,094.29 498,326,538.75

Disclosure

Meeder provides monthly statements for its investment management clients to provide information about the investment portfolio. The information should not be used for audit or confirmation purposes. Please review your custodial statements and report any inaccuracies or discrepancies.

Certain information and data has been supplied by unaffiliated third parties. Although Meeder believes the information is reliable, it cannot warrant the accuracy of information offered by third parties. Market value may reflect prices received from pricing vendors when current market quotations are not available. Prices may not reflect firm bids or offers and may differ from the value at which the security can be sold.

Statements may include positions from unmanaged accounts provided for reporting purposes. Unmanaged accounts are managed directly by the client and are not included in the accounts managed by Meeder. This information is provided as a client convenience and Meeder assumes no responsibility for performance of these accounts or the accuracy of the data reported.

Investing involves risk. Past performance is no guarantee of future results. Debt and fixed income securities are subject to credit and interest rate risk. The investment return and principal value of an investment will fluctuate so that an investors shares, when redeemed, may be worth more or less than their original cost. Current performance may be lower or higher than the performance data quoted.

Meeder Public Funds, Inc. is a registered investment adviser and affiliate of Meeder Investment Management, Inc. Investment advisory services are provided through Meeder Public Funds, Inc. Please contact us if you would like to receive a copy of our current ADV disclosure brochure or privacy policy.

© 2026 Meeder Investment Management

meederpublicfunds.com | 866.633.3371

