



2025 Point-In-Time Count Data Highlights

Peyton Wagner and Stephanie Brown
PIT Coordinators

Overview

The PIT Count is a nationwide effort mandated by the U.S. Department of Housing and Urban Development (HUD) to collect data on homelessness. Each year, communities across the country gather information on the number of individuals and families experiencing homelessness on a single night in January.



Overview

On **January 23rd**, The Hays County Homeless Coalition, in partnership with local agencies and volunteers, conducted the annual Point-in-Time (PIT) Count, a crucial initiative aimed at assessing homelessness in our community. This one-day census provided vital data that can help shape future programs and resources for individuals experiencing homelessness.



Definitions and Scope

Unsheltered locations include streets, outdoor encampments, or other places not meant for habitation.

Sheltered locations include emergency shelters, domestic violence shelters, transitional housing, and hotel/motel paid by an agency voucher.

Individuals in permanent housing or temporary situations do not count for the purposes of the PIT count. Permanent Housing includes PSH or RRH Programs, HUD VASH projects, and FEMA projects. Temporary situations include individuals doubled up with friends/family, those at risk of homelessness, hotel/motel paid by own funds, foster care, sober living, and criminal justice or health facilities.

Definitions and Scope

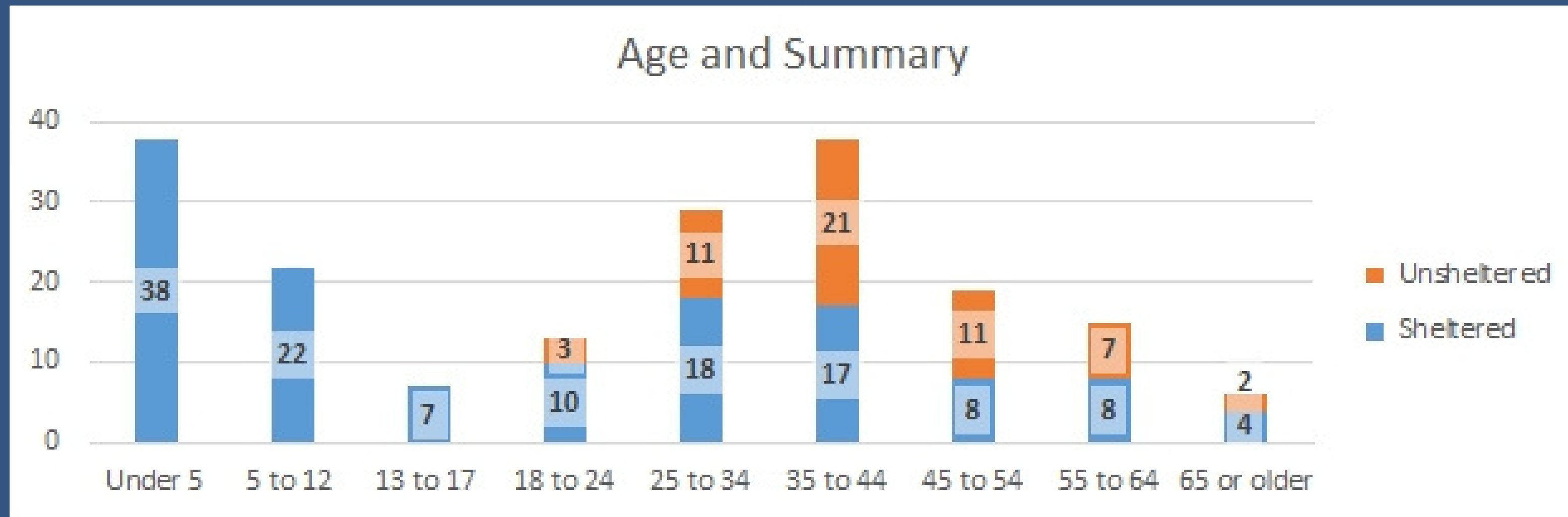
What The Count Does Tell Us	What The Count Can't Tell Us
<ul style="list-style-type: none">• Approximately how many people were experiencing homelessness in Hays County on the night of January 23, 2025	<ul style="list-style-type: none">• The total number of people who experienced homelessness in Hays County for any period of time over the course of the past year
<ul style="list-style-type: none">• Trends over time (increases or decreases) in homelessness	<ul style="list-style-type: none">• How many people are precariously housed, e.g. couch surfing, on the verge of eviction, or others who do not meet HUD's definition of homelessness
<ul style="list-style-type: none">• Insights into the effectiveness of housing programs and homeless services in Hays County	

Hays County Annual Point-In-Time Counts

Hays County Annual Point-In-Time Counts

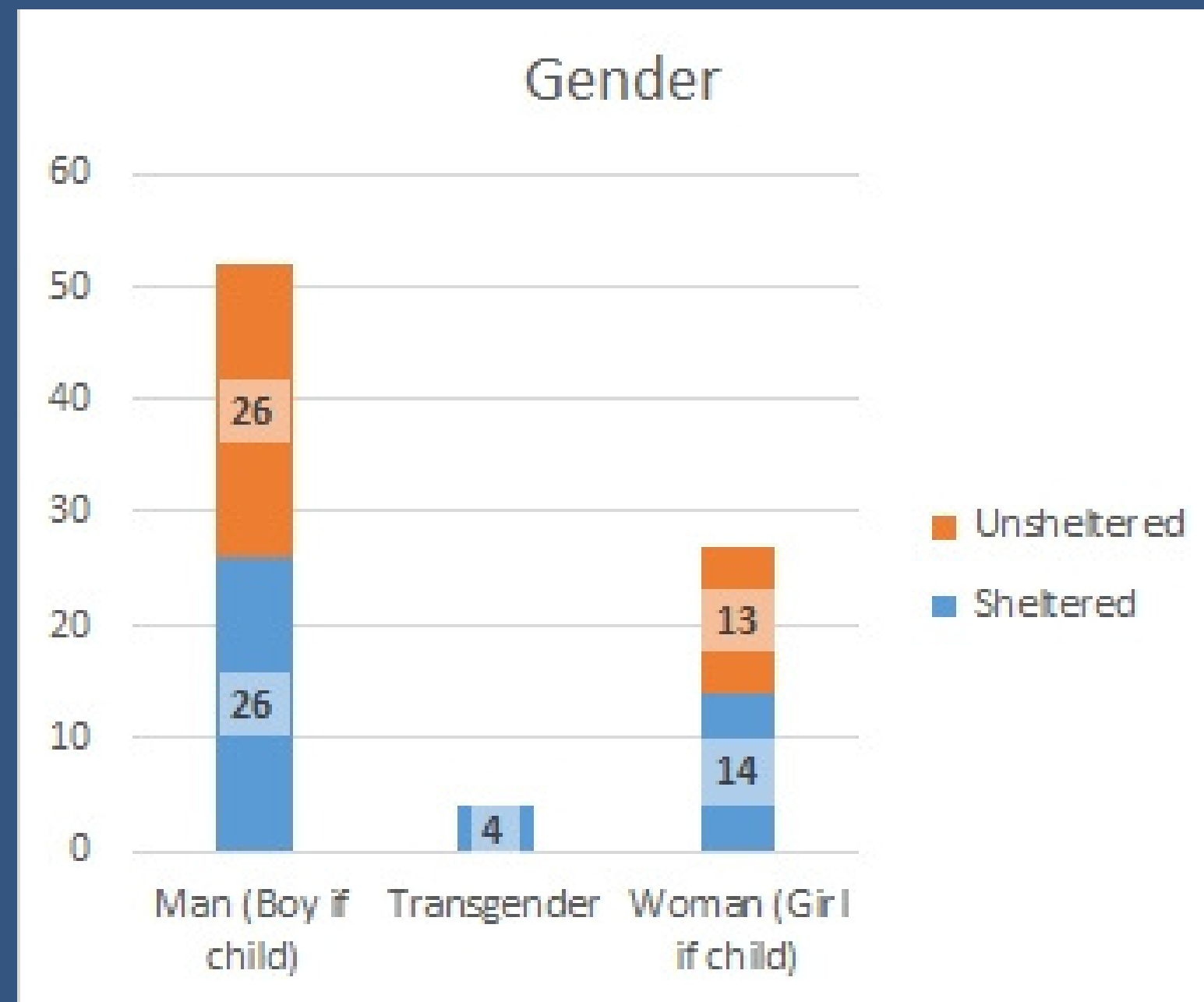


Demographics



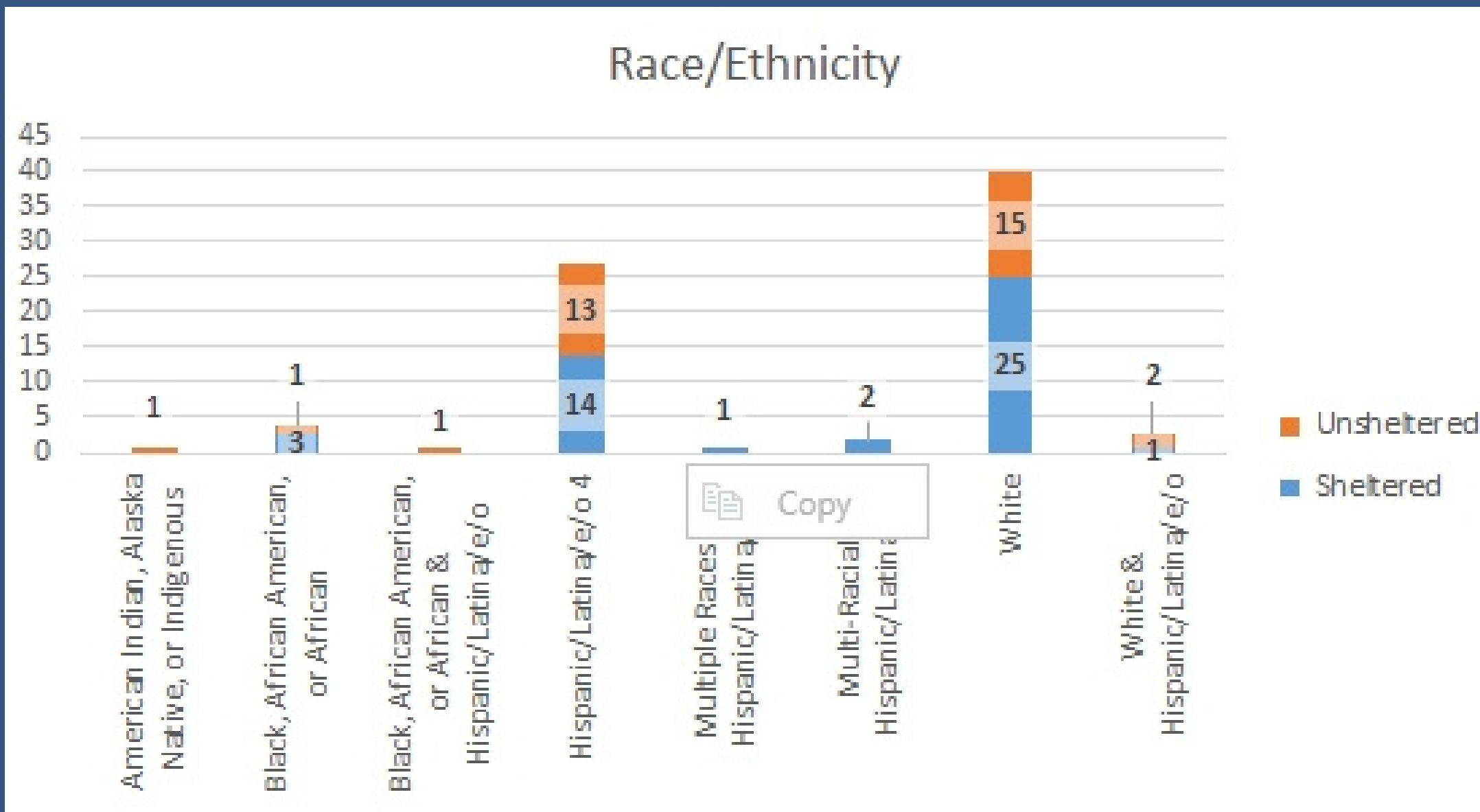
The largest age groups are children under 5 and adults 35 to 44 years old. Additionally, the 35 to 44 age group is the largest unsheltered population. (n=187)

Demographics

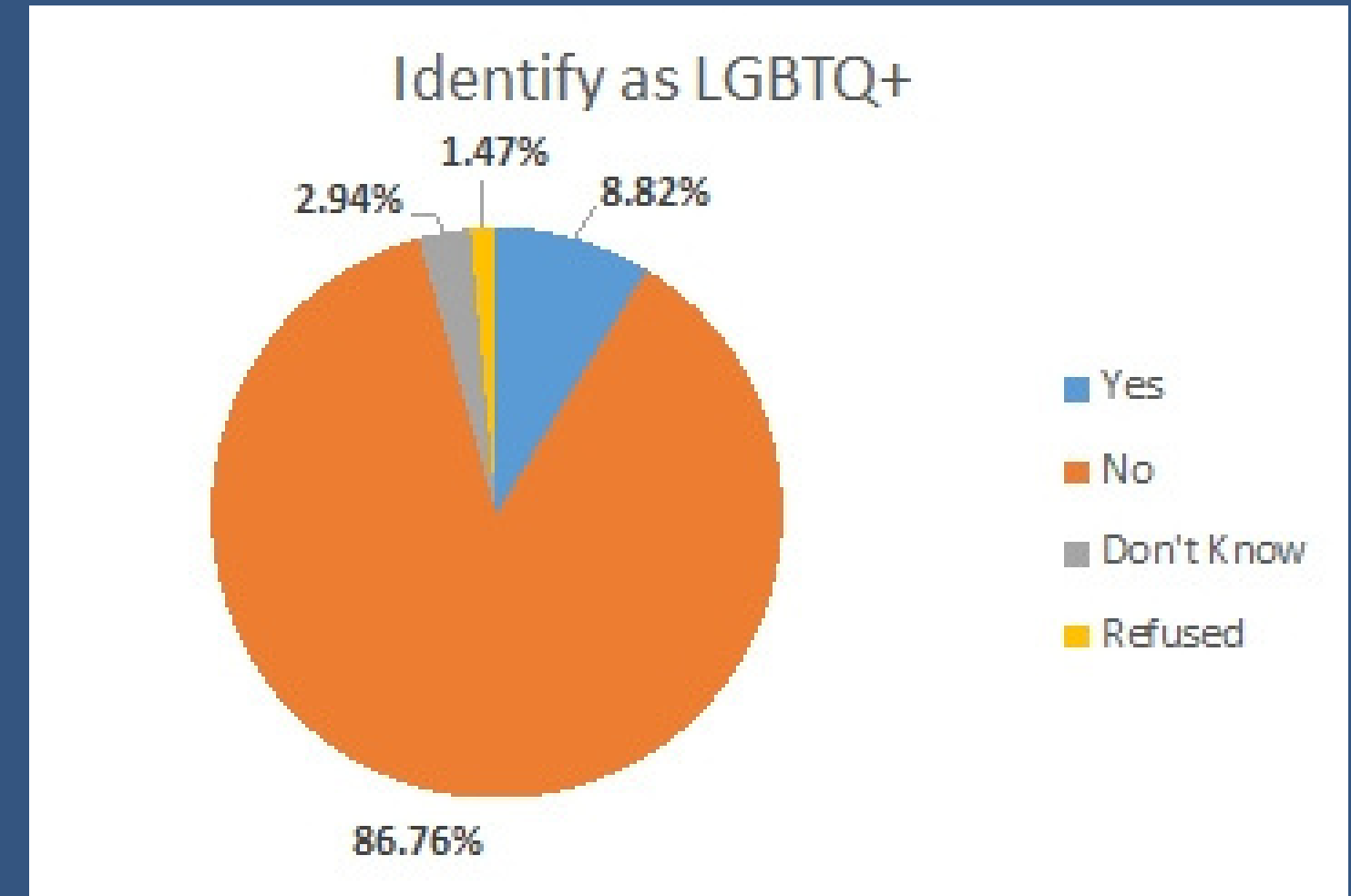


Both men and women have an equal distribution between sheltered and unsheltered. However, men account for almost double the homeless population as women. (n=83)

Demographics

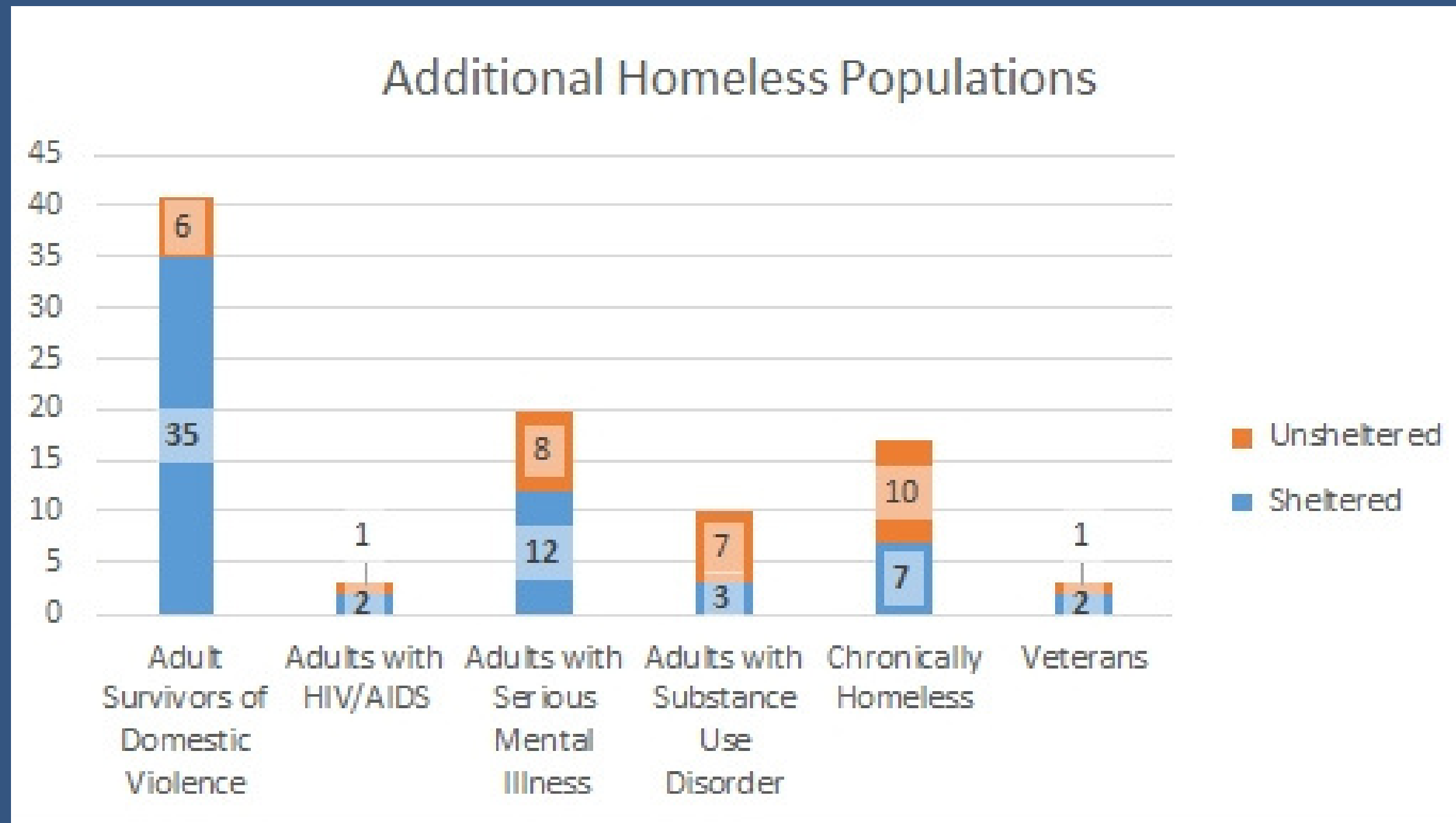


Roughly 9% of the population identifies as LGBTQIA+. (n=68)



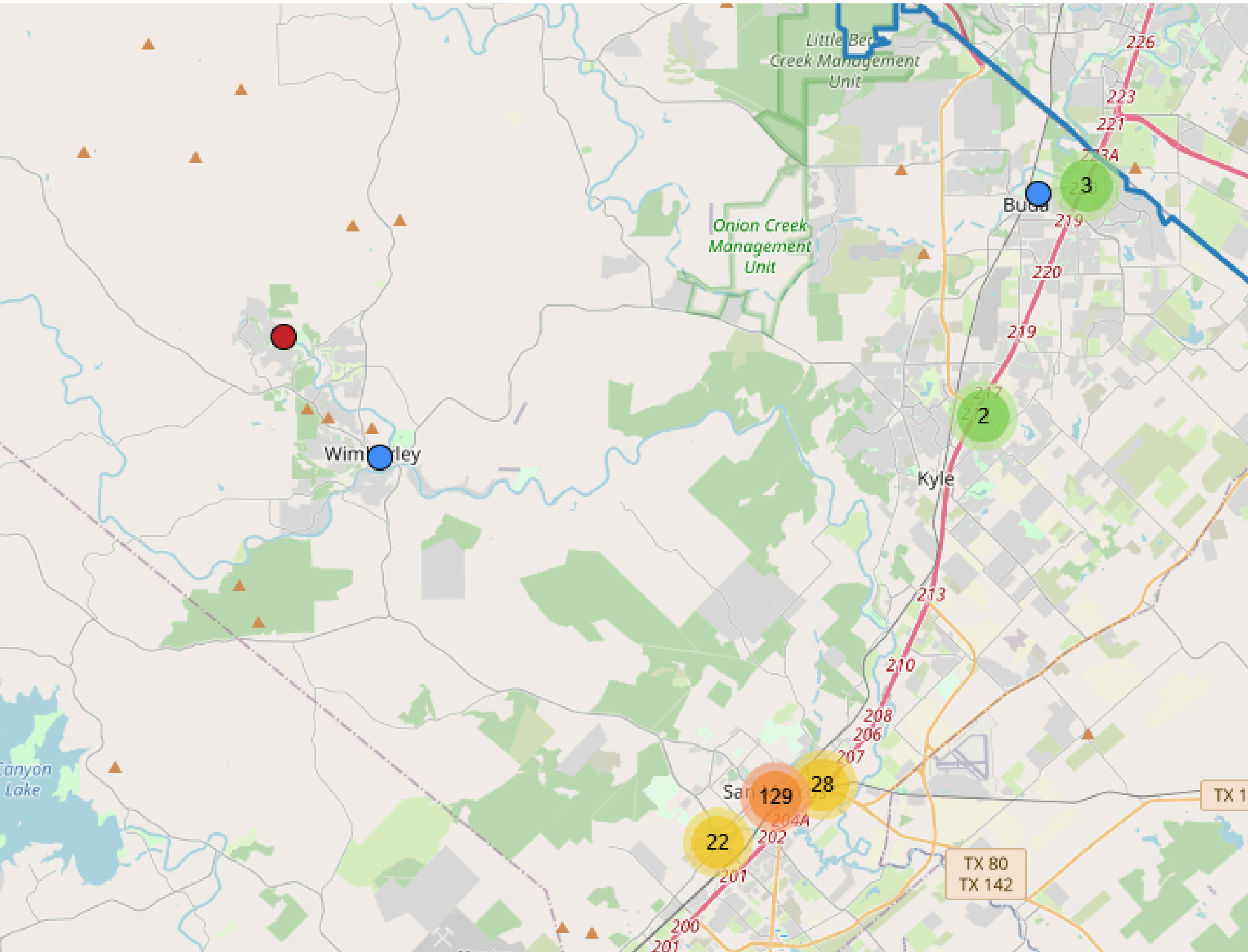
Most respondents were Hispanic and White. (n=79)

Additional Populations



Approximately 44% of the respondents identified as survivors of domestic violence. (n=94)

Hays Map



Buda- 4
Kyle-2
Wimberly -2
San Marcos-179

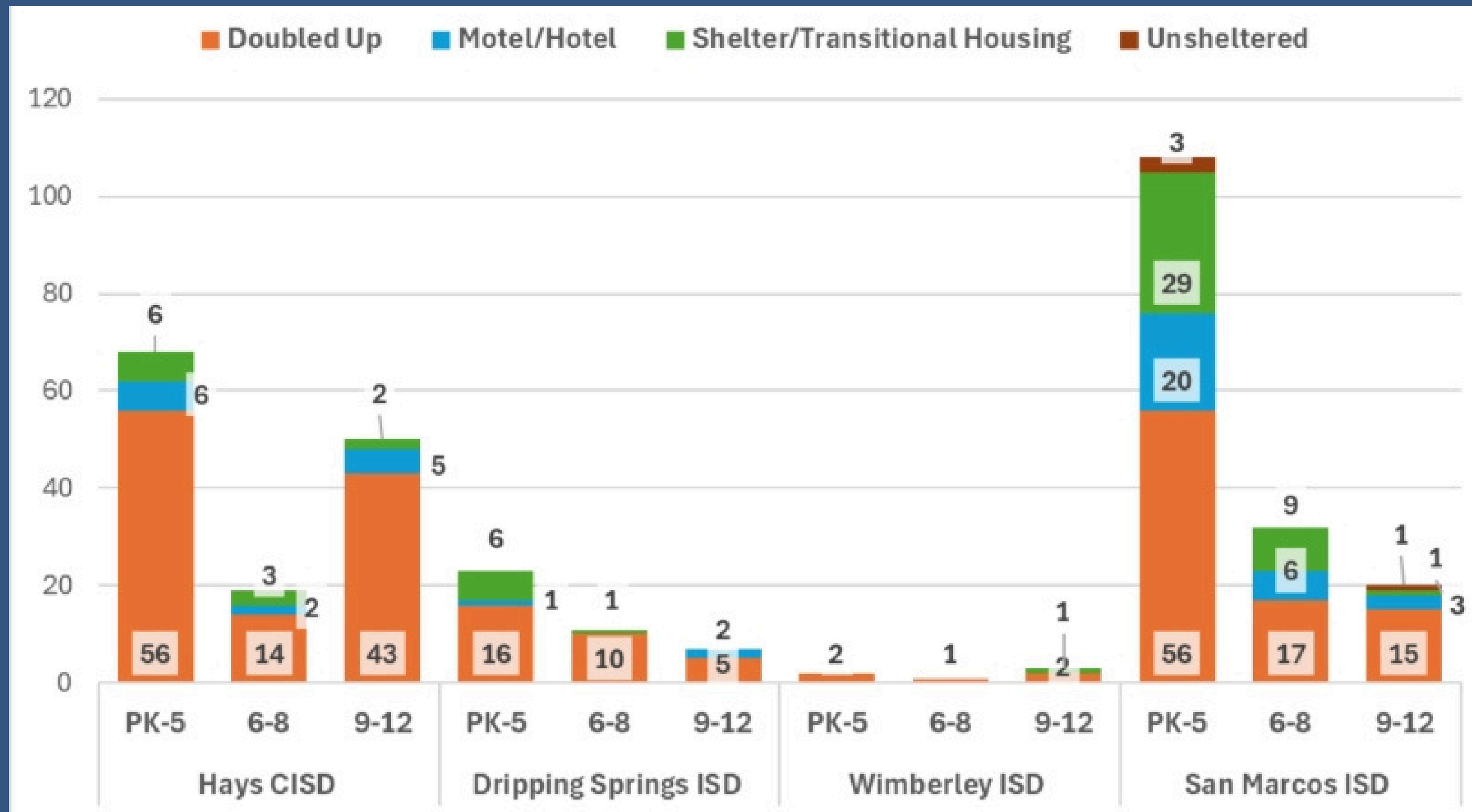
McKinney-Vento Data

The McKinney-Vento Act is a U.S. federal law that provides protections and support for homeless students.

The MKV definition of “homeless children and youths” includes:

- i) children and youths who are sharing the housing of other persons due to loss of housing, economic hardship, or a similar reason; are living in motels, hotels, trailer parks, or camping grounds due to the lack of alternative adequate accommodations; are living in emergency or transitional shelters; or are abandoned in hospitals**
- (ii) children and youths who have a primary nighttime residence that is a public or private place not designed for or ordinarily used as a regular sleeping accommodation for human beings**
- (iii) children and youths who are living in cars, parks, public spaces, abandoned buildings, substandard housing, bus or train stations, or similar settings; and**
- (iv) migratory children who qualify as homeless for the purposes of this subtitle because the children are living in circumstances described in clauses (i) through (iii).**

McKinney-Vento Data



Hays Total: 137

DS Total: 41

WISD Total: 5

SM Total: 160

Notes

- **Please note that the number of respondents, n, varies per question.**
- **Responses of "prefer not to answer", "does not know", "data not collected", and "refused" have been excluded from the visualizations.**