



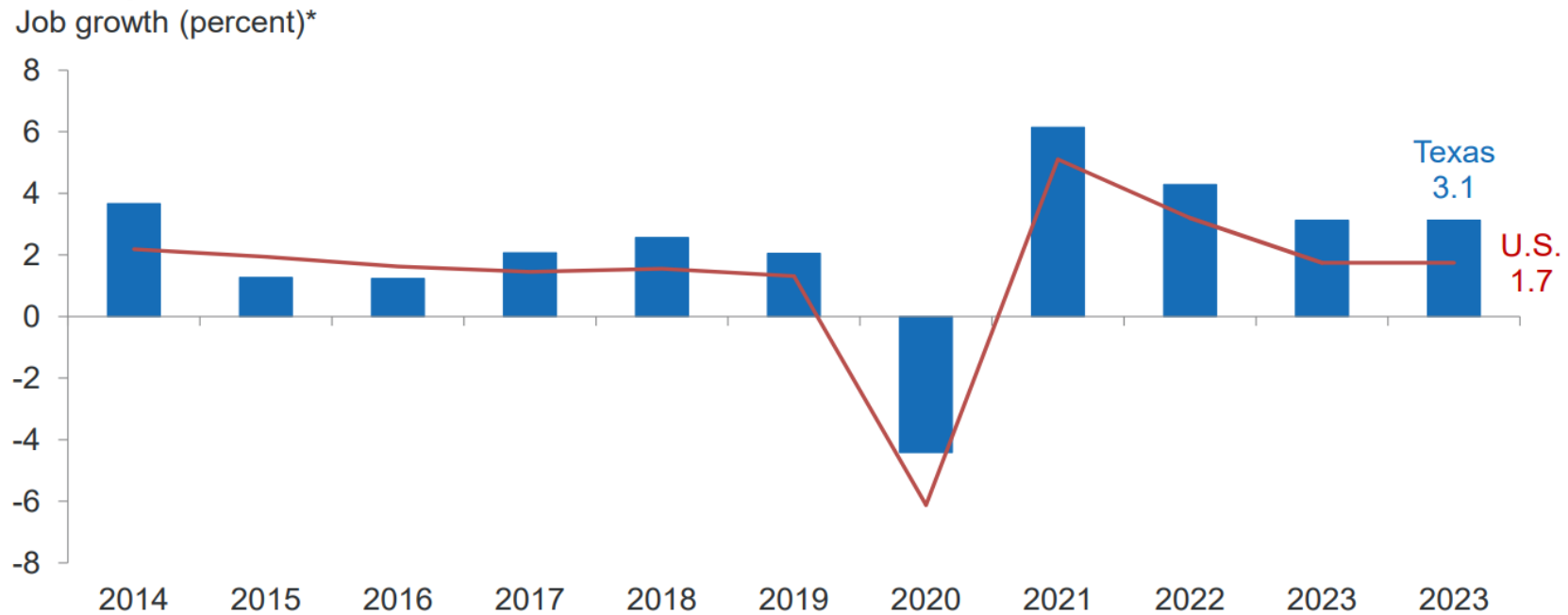
**Quarterly Investment Report
December 31, 2023**



Overview of Texas Economy

- Texas employment grew 1.7 percent in December, while November growth was revised down to 2.9 percent.
- U.S. job growth in December (1.7 percent) was the same than Texas.
- Texas' 3.1 percent job growth in 2023 outpaced the nation's 1.7 percent.
- December Texas Business Outlook Surveys (TBOS) indicate increase activity in both manufacturing and services.

Texas Job Growth Holds Above U.S. in 2023



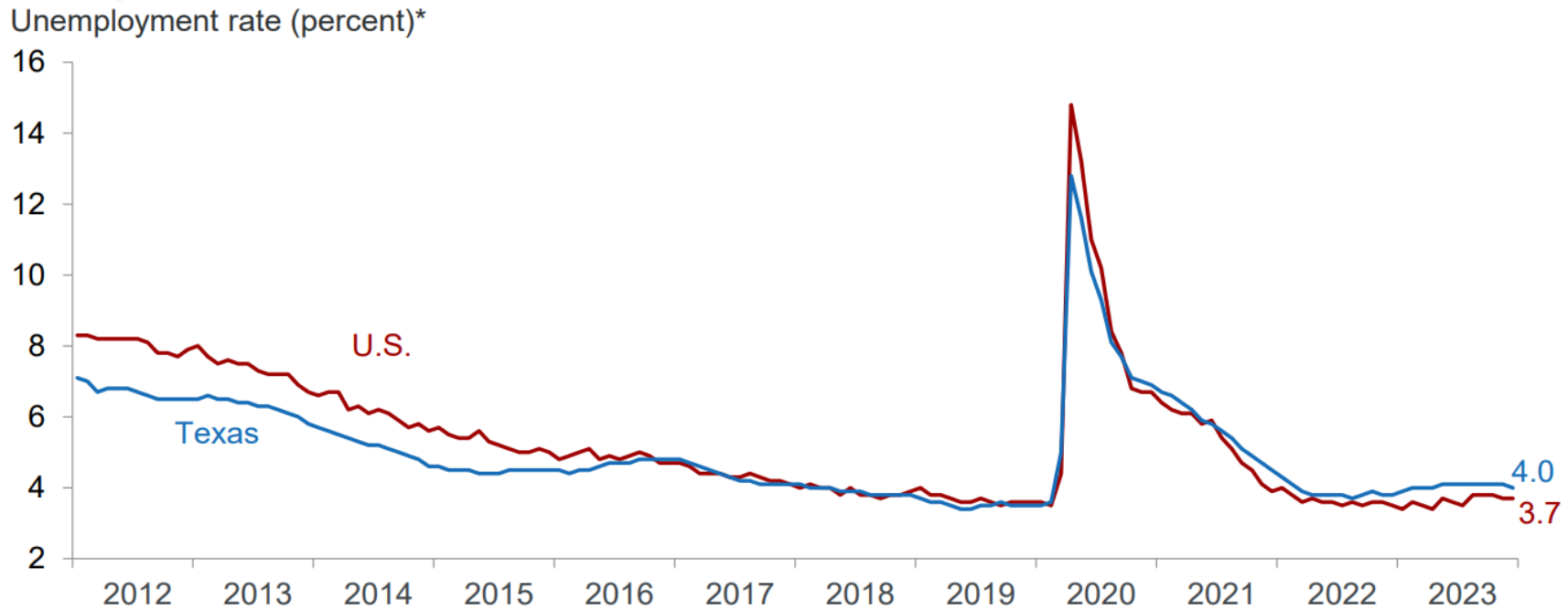
*Seasonally adjusted, annualized rate.

NOTE: Last data points are annualized job growth for Dec. 2023/Dec. 2022.

SOURCES: Bureau of Labor Statistics; Texas Workforce Commission; seasonal and other adjustments by FRB Dallas.

DATA: <https://www.dallasfed.org/research/econdata/tae000000.aspx>

Texas Unemployment Rate Declines to 4.0 Percent



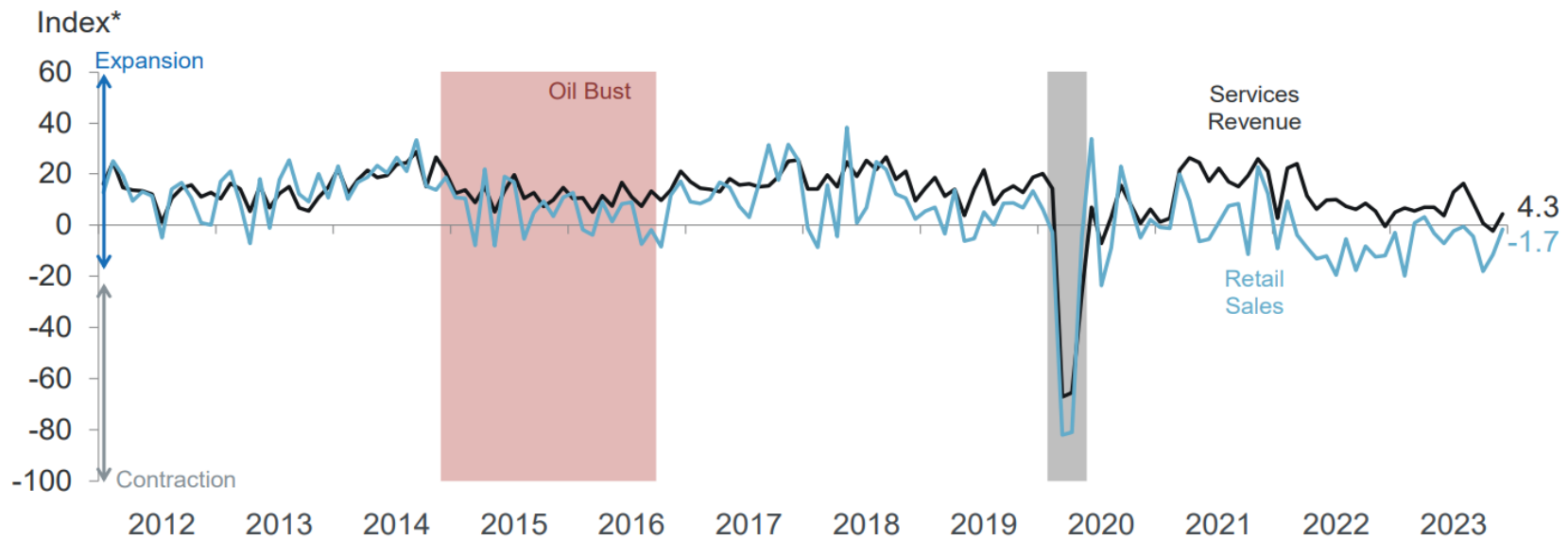
*Seasonally adjusted.

NOTE: Data are through December 2023.

SOURCES: Bureau of Labor Statistics; Texas Workforce Commission; FRB Dallas.

DATA: <https://www.dallasfed.org/research/econdata/tx-emp-ind.aspx>

Texas Service Sector Revenue Growth Expands while Retail Sales Revenue Contract



*Seasonally adjusted.

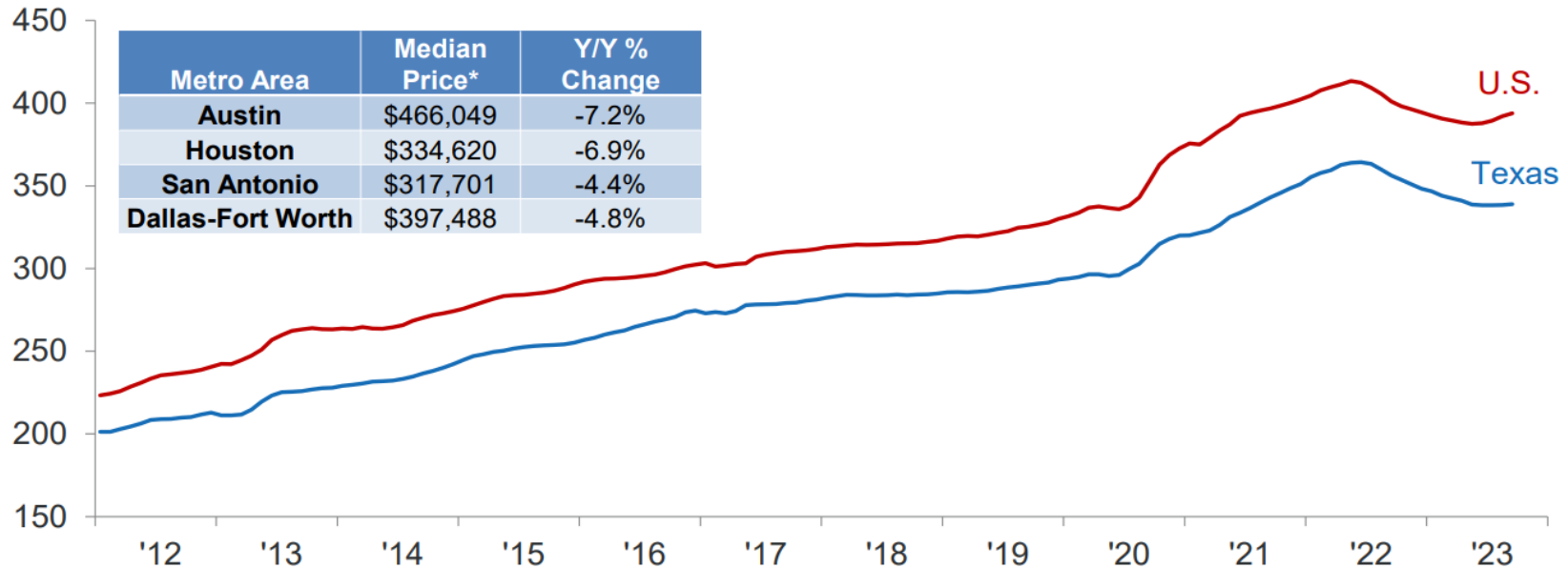
NOTES: Data through December 2023. The TROS is a component of TSSOS using information only from retail and wholesale trade sectors. Grey bar represents Texas recession.

SOURCES: Federal Reserve Bank of Dallas Texas Service Sector Outlook Survey (TSSOS) and Texas Retail Outlook Survey (TROS).

DATA: <https://www.dallasfed.org/research/surveys/tssos>

Texas Median Home Prices Stabilize After Declining From Record Highs

Dollars (thousands), four-month moving average



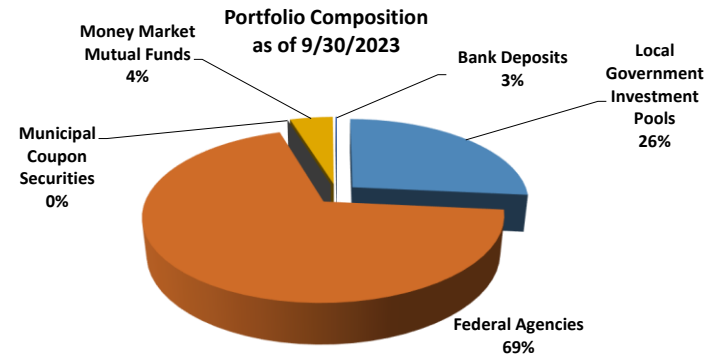
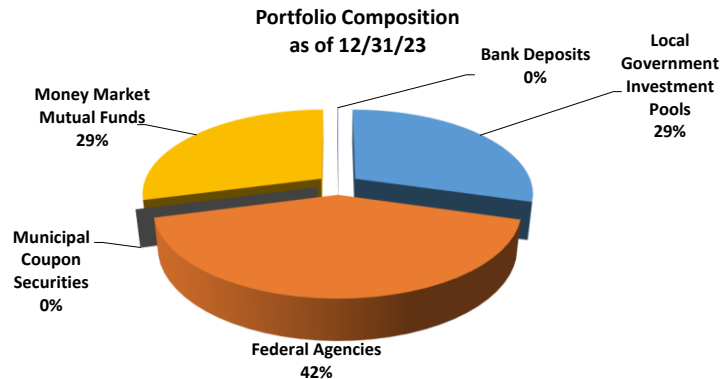
*Seasonally adjusted, real dollars.

NOTE: Data are seasonally adjusted and through October 2023 for Houston and November 2023 for the rest.

SOURCES: Multiple Listing Service; seasonal and other adjustments by FRB Dallas.

Aggregate Portfolio Composition

Investments	December 31, 2023	% of Portfolio	September 30, 2023	% of Portfolio
Bank Deposits				
Wells Fargo Choice IV	264,407	0.1	544,324	0.2
Wells Fargo Bus. Market Rate Public Funds	0	-	0	-
	<u>264,407</u>	<u>0.1</u>	<u>544,324</u>	<u>0.2</u>
Money Market Mutual Funds				
MMF Sel 3802/Blackrock/Ins 468	98,261,952	29.0	16,035,833	4.7
CD's - Interest at Maturity				
	0	-	0	-
Local Government Investment Pools				
TexSTAR	94,593	0.0	93,334	0.0
Logic	67,283,785	19.9	66,351,660	19.2
TexPOOL	38,260	0.0	37,747	0.0
Lone Star	43,223	0.0	42,620	0.0
TexasCLASS	19,939,822	5.9	12,710,688	3.7
Texas FIT	6,443,672	1.9	6,354,350	1.8
Texas Range	0	-	0	-
Texas Range - Daily	5,829,182	1.7	5,751,045	1.7
	<u>99,672,538</u>	<u>29.4</u>	<u>91,341,443</u>	<u>26.5</u>
Municipal/Local Govt Bonds/ US Treas Note				
	0	-	0	-
Corporate Commercial Paper				
	0	-	0	-
Federal Agency Coupon Securities				
FANNIE MAE (FNMA)	34,693,026	10.2	34,523,262	10.0
FEDERAL HOME LOAN BANK (FHLB)	82,974,680	24.5	163,525,855	47.4
FEDERAL FARM CREDIT BANK (FFCB)	22,933,083	6.8	22,795,639	6.6
FREDDIE MAC (FHLMC)	0	-	15,957,943	4.6
FARMER MAC (FAMCA)	0	-	0	-
	<u>140,600,789</u>	<u>41.5</u>	<u>236,802,699</u>	<u>68.7</u>
Total Investments	338,799,686	100.00	344,724,300	100.00



Aggregate Portfolio Summary

<u>Pooled Cash Fund</u>		<u>December 31, 2023</u>	<u>September 30, 2023</u>
Book Value		95,397,805	101,926,361
Market Value		95,581,908	101,926,361
% of Portfolio		28.2%	29.6%
Accrued Interest		510,678	575,122
Interest Earned		1,351,983	1,000,909
Weighted Average Maturity (Days)		71	168
Wt'd Average Yield to Maturity for Period:		4.93%	4.35%
<u>Pooled Cash Fund Reserves</u>		<u>December 31, 2023</u>	<u>September 30, 2023</u>
Book Value		26,444,720	26,112,606
Market Value		26,542,448	26,112,606
% of Portfolio		7.8%	7.6%
Accrued Interest		132,411	64,589
Interest Earned		261,329	100,985
Weighted Average Maturity (Days)		218	279
Wt'd Average Yield to Maturity for Period:		4.93%	3.29%
<u>Enterprise Fund</u>		<u>December 31, 2023</u>	<u>September 30, 2023</u>
Book Value		193,646,404	194,396,184
Market Value		194,049,095	194,396,184
% of Portfolio		57.3%	56.4%
Accrued Interest		848,331	874,513
Interest Earned		2,343,377	2,230,857
Weighted Average Maturity (Days)		94	176
Wt'd Average Yield to Maturity for Period:		5.03%	4.69%
<u>Enterprise Fund Reserves</u>		<u>December 31, 2023</u>	<u>September 30, 2023</u>
Book Value		22,494,422	22,289,148
Market Value		22,626,234	22,289,148
% of Portfolio		6.7%	6.5%
Accrued Interest		115,353	86,527
Interest Earned		130,525	151,132
Weighted Average Maturity (Days)		228	364
Wt'd Average Yield to Maturity for Period:		4.03%	2.93%
<u>Benchmark</u>		<u>December 31, 2023</u>	<u>September 30, 2023</u>
Average Yield 1 Year US Treasury Bill for period:		5.24%	5.40%
Average Yield 6-month Treasury Bill for period:		5.46%	5.52%
Rolling Average Yield 1 Year US Treasury Bill YTD:		5.10%	4.94%
Rolling Average Yield 6-month Treasury Bill YTD:		5.29%	5.07%

Investments by Fund

Account		CUSIP	Issuer / Description	Book Value	Par Value	Market Value	Maturity Date	Current Rate (%)	Yield to Maturity (%)	Wt'd Avg Yield Maturity (%)	Days To Maturity	Current Price	Current Par	
Pooled Cash	TexSTAR		Govt Pool - Overnight Fund	28,581.87	28,581.87	28,581.87		5.3378	5.3378	0.0000160	1	1.0000	28,581.87	
	Logic		Govt Pool - Overnight Fund	7,939,725.63	7,939,725.63	7,939,725.63		5.5411	5.5411	0.0046117	1	1.0000	7,939,725.63	
	TexPOOL		Govt Pool - Overnight Fund	5,706.53	5,706.53	5,706.53		5.4712	5.4712	0.0000033	1	1.0000	5,706.53	
	Lone Star		Govt Pool - Overnight Fund	20,759.24	20,759.24	20,759.24		5.6000	5.6000	0.0000122	1	1.0000	20,759.24	
	TexasCLASS		Govt Pool - Overnight Fund	2,929,105.74	2,929,105.74	2,929,105.74		5.5744	5.5744	0.0017116	1	1.0000	2,929,105.74	
	Texas Range - Daily		Govt Pool - Overnight Fund	1,586,475.78	1,586,475.78	1,586,475.78		5.4000	5.4000	0.0008980	1	1.0000	1,586,475.78	
	Texas FIT		Govt Pool - Overnight Fund	6,443,671.88	6,443,671.88	6,443,671.88		5.6400	5.6400	0.0038096	1	1.0000	6,443,671.88	
	Wells Fargo		WF - Choice IV	119,520.00	119,520.00	119,520.00		1.1500	1.1500	0.0000144	1	1.0000	119,520.00	
	Wells Fargo MM		Goldman FS Tr Ob Ins 468	28,423,732.48	28,423,732.48	28,423,732.48		5.2400	5.2400	0.0156126	1	1.0000	28,423,732.48	
	1AB57407	3137EAEZ8	FREDDIE MAC	0.00	0.00	0.00	11/6/2023	0.2500	0.2500	-	-55	#DIV/0!	-	
	1AB57407	3130APXH3	FEDERAL HOME LOAN BANK (FHLB)	0.00	0.00	0.00	11/27/2023	0.8000	0.8000	-	-34	#DIV/0!	-	
	1AB57407	3130AVBE1	FEDERAL HOME LOAN BANK (FHLB)	0.00	0.00	0.00	12/22/2023	5.3500	5.3500	-	-9	#DIV/0!	-	
	1AB57407	3130ASJT7	FEDERAL HOME LOAN BANK (FHLB)	0.00	0.00	0.00	12/29/2023	3.2300	3.2300	-	-2	#DIV/0!	-	
	1AB57407	3130AV3G5	FEDERAL HOME LOAN BANK (FHLB)	3,993,240.68	4,000,000.00	3,997,732.68	2/23/2024	5.1250	5.1250	0.0021477	54	0.9994	4,000,000.00	
	1AB57407	3130AV4V1	FEDERAL HOME LOAN BANK (FHLB)	4,989,626.35	5,000,000.00	4,997,514.15	2/27/2024	5.1250	5.1250	0.0026848	58	0.9995	5,000,000.00	
	1AB57407	3130AV3A8	FEDERAL HOME LOAN BANK (FHLB)	4,989,017.40	5,000,000.00	4,997,646.45	2/28/2024	5.3000	5.3000	0.0027765	59	0.9995	5,000,000.00	
	1AB57407	3130ARBC4	FEDERAL HOME LOAN BANK (FHLB)	4,915,314.90	5,000,000.00	4,956,280.00	3/28/2024	2.0000	2.0000	0.0010391	88	0.9913	5,000,000.00	
	1AB57407	3135GAH87	FANNIE MAE	3,988,681.12	4,000,000.00	3,994,713.48	4/26/2024	5.2000	5.2000	0.0021775	117	0.9987	4,000,000.00	
	1AB57407	3133ENWC0	FEDERAL FARM CREDIT BANK (FFCB)	3,934,468.40	4,000,000.00	3,965,788.20	5/3/2024	2.6250	2.6250	0.0010912	124	0.9914	4,000,000.00	
	1AB57407	3130AM6B3	FEDERAL HOME LOAN BANK (FHLB)	2,156,034.08	2,225,000.00	2,186,165.03	5/10/2024	0.3750	0.3750	0.0000859	131	0.9825	2,225,000.00	
	1AB57407	3130AV7F3	FEDERAL HOME LOAN BANK (FHLB)	7,979,894.08	8,000,000.00	8,000,805.68	6/14/2024	5.2500	5.2500	0.0044031	166	1.0001	8,000,000.00	
1AB57407	3130AVBT8	FEDERAL HOME LOAN BANK (FHLB)	2,991,928.20	3,000,000.00	3,002,936.43	7/8/2024	5.2500	5.2500	0.0016526	190	1.0010	3,000,000.00		
1AB57407	3135GAFT3	FANNIE MAE	4,975,126.65	5,000,000.00	4,987,484.90	9/30/2024	5.3000	5.3000	0.0027709	274	0.9975	5,000,000.00		
1AB57407	3130AWV49	FEDERAL HOME LOAN BANK (FHLB)	2,987,193.87	3,000,000.00	2,997,561.93	11/27/2024	5.5500	5.5500	0.0017439	332	0.9992	3,000,000.00		
1AB57407	3130AV6Z0	FEDERAL HOME LOAN BANK (FHLB)	0.00	0.00	0.00	3/14/2025	5.7100	5.7100	-	439	#DIV/0!	-		
1AB57407	3130AXAA6	FEDERAL HOME LOAN BANK (FHLB)	0.00	0.00	0.00	6/27/2025	5.6250	5.6250	-	544	#DIV/0!	-		
Subtotal and Average				\$ 95,397,804.88	\$ 95,722,279.15	95,581,908.08			4.35%	4.93%			95,722,279.15	
Pooled Cash - Reserves	Wells Fargo MM		Goldman FS Tr Ob Ins 468	11,350,512.84	11,350,512.84	11,350,512.84		5.2400	5.2400	0.0224909	1	1.0000	11,350,512.84	
	TexasCLASS		Govt Pool - Overnight Fund	4,369,327.06	4,369,327.06	4,369,327.06		5.5744	5.5744	0.0092103	1	1.0000	4,369,327.06	
	1AB71306	3134GXQM9	FREDDIE MAC	-	-	-	10/25/2023	2.4000	2.4000	-	-67	#DIV/0!	0.00	
	1AB71306	3130AKKP0	FEDERAL HOME LOAN BANK (FHLB)	-	-	-	12/22/2023	0.1900	0.1900	-	-9	#DIV/0!	0.00	
	1AB71306	3130ARFX4	FEDERAL HOME LOAN BANK (FHLB)	3,870,130.84	4,000,000.00	3,917,034.96	10/11/2024	2.3000	2.3000	0.0034068	285	0.9793	4,000,000.00	
	1AB71306	3133ENW97	FEDERAL FARM CR BKS (FFCB)	1,687,382.02	1,700,000.00	1,695,141.03	11/1/2024	5.0300	5.0300	0.0032243	306	0.9971	1,700,000.00	
	1AB71306	3133EPUK9	FEDERAL FARM CR BKS (FFCB)	2,586,557.77	2,600,000.00	2,606,722.82	8/28/2025	5.5400	5.5400	0.0054609	606	1.0026	2,600,000.00	
	1AB71306	3130AX3Q9	FEDERAL HOME LOAN BANK (FHLB)	2,580,809.84	2,600,000.00	2,603,709.39	9/4/2026	5.5500	5.5500	0.0054645	978	1.0014	2,600,000.00	
	Subtotal and Average				\$ 26,444,720.37	\$ 26,619,839.90	26,542,448.10			3.98%	4.93%			26,619,839.90

							Investment Report - Quarter Ended December 31, 2023						
Account	CUSIP	Issuer / Description	Book Value	Par Value	Market Value	Maturity Date	Current Rate (%)	Yield to Maturity (%)	Wt'd Avg Yield Maturity (%)	Days To Maturity	Current Price	Current Par	
Enterprise	TexSTAR	Govt Pool - Overnight Fund	66,011.46	66,011.46	66,011.46		5.3378	5.3378	0.0000182	1	1.0000	66,011.46	
	Logic	Govt Pool - Overnight Fund	59,344,059.51	59,344,059.51	59,344,059.51		5.5411	5.5411	0.0169810	1	1.0000	59,344,059.51	
	TexPOOL	Govt Pool - Overnight Fund	32,553.61	32,553.61	32,553.61		5.4712	5.4712	0.0000092	1	1.0000	32,553.61	
	Lone Star	Govt Pool - Overnight Fund	22,464.05	22,464.05	22,464.05		5.6000	5.6000	0.0000065	1	1.0000	22,464.05	
	TexasCLASS	Govt Pool - Overnight Fund	12,641,389.09	12,641,389.09	12,641,389.09		5.5744	5.5744	0.0036390	1	1.0000	12,641,389.09	
	Texas Range - Daily	Govt Pool - Overnight Fund	4,242,706.51	4,242,706.51	4,242,706.51		5.4000	5.4000	0.0011831	1	1.0000	4,242,706.51	
	Wells Fargo	WF - Choice IV	144,887.00	144,887.00	144,887.00		1.1500	1.1500	0.0000086	1	1.0000	144,887.00	
	Wells Fargo	Business Market Rate Public Funds	0.00	0.00	0.00		0.3700	0.3700	-	1	#DIV/0!	0.00	
	Wells Fargo MM	Goldman FS Tr Ob Ins 468	48,995,727.14	48,995,727.14	48,995,727.14		5.2400	5.2400	0.0132581	1	1.0000	48,995,727.14	
	1AB57431	3134GXQM9	FREDDIE MAC	0.00	0.00	0.00	10/25/2023	2.4000	2.4000	-	-67	#DIV/0!	0.00
	1AB57431	3130ATWD5	FEDERAL HOME LOAN BANK (FHLB)	0.00	0.00	0.00	11/15/2023	4.6250	4.6250	-	-46	#DIV/0!	0.00
	1AB57431	3130APXH3	FEDERAL HOME LOAN BANK (FHLB)	0.00	0.00	0.00	11/27/2023	0.8000	0.8000	-	-34	#DIV/0!	0.00
	1AB57431	3130AUCS1	FEDERAL HOME LOAN BANK (FHLB)	0.00	0.00	0.00	12/21/2023	4.7500	4.7500	-	-10	#DIV/0!	0.00
	1AB57431	3130ARA27	FEDERAL HOME LOAN BANK (FHLB)	0.00	0.00	0.00	12/28/2023	1.6500	1.6500	-	-3	#DIV/0!	0.00
	1AB57431	3130ASG78	FEDERAL HOME LOAN BANK (FHLB)	0.00	0.00	0.00	12/29/2023	3.2800	3.2800	-	-2	#DIV/0!	0.00
	1AB57431	3130ASK40	FEDERAL HOME LOAN BANK (FHLB)	0.00	0.00	0.00	12/29/2023	3.2500	3.2500	-	-2	#DIV/0!	0.00
	1AB57431	3130AV3A8	FEDERAL HOME LOAN BANK (FHLB)	7,982,427.84	8,000,000.00	7,996,234.32	2/28/2024	5.3000	5.3000	0.0021885	59	0.9995	8,000,000.00
	1AB57431	3130ARBC4	FEDERAL HOME LOAN BANK (FHLB)	4,915,314.90	5,000,000.00	4,956,280.00	3/28/2024	2.0000	2.0000	0.0005119	88	0.9913	5,000,000.00
	1AB57431	3135GAFU0	FANNIE MAE	5,986,384.56	6,000,000.00	5,997,299.40	3/28/2024	5.1500	5.1500	0.0015950	88	0.9995	6,000,000.00
	1AB57431	3135GAH87	FANNIE MAE	3,988,681.12	4,000,000.00	3,994,713.48	4/26/2024	5.2000	5.2000	0.0010727	117	0.9987	4,000,000.00
	1AB57431	3133ENWP1	FEDERAL FARM CREDIT BANK (FFCB)	3,932,185.92	4,000,000.00	3,960,169.04	5/16/2024	2.6250	2.6250	0.0005368	137	0.9900	4,000,000.00
	1AB57431	3130AWYH7	FEDERAL HOME LOAN BANK (FHLB)	3,487,813.14	3,500,000.00	3,493,356.76	8/28/2024	5.5000	5.5000	0.0009922	241	0.9981	3,500,000.00
	1AB57431	3135G0ZR7	FANNIE MAE	3,897,859.12	4,000,000.00	3,935,119.60	9/6/2024	2.6250	2.6250	0.0005334	250	0.9838	4,000,000.00
	1AB57431	3135GAF73	FANNIE MAE	7,960,202.64	8,000,000.00	7,979,975.84	9/30/2024	5.3000	5.3000	0.0021841	274	0.9975	8,000,000.00
	1AB57431	3130ARFX4	FEDERAL HOME LOAN BANK (FHLB)	3,870,130.84	4,000,000.00	3,917,034.96	10/11/2024	2.3000	2.3000	0.0004652	285	0.9793	4,000,000.00
	1AB57431	3133EPTK1	FEDERAL FARM CREDIT BANK (FFCB)	3,497,224.50	3,500,000.00	3,498,621.67	11/21/2024	5.5000	5.5000	0.0009937	326	0.9996	3,500,000.00
	1AB57431	3130AUZ56	FEDERAL HOME LOAN BANK (FHLB)	4,966,703.50	5,000,000.00	4,985,964.10	12/20/2024	5.2500	5.2500	0.0013518	355	0.9972	5,000,000.00
	1AB57431	3130AWUH1	FEDERAL HOME LOAN BANK (FHLB)	2,484,066.38	2,500,000.00	2,499,229.83	2/7/2025	5.3700	5.3700	0.0006931	404	0.9997	2,500,000.00
	1AB57431	3130AV6Z0	FEDERAL HOME LOAN BANK (FHLB)	0.00	0.00	0.00	3/14/2025	5.7100	5.7100	-	439	#DIV/0!	0.00
	1AB57431	3135G03U5	FANNIE MAE	3,726,327.24	4,000,000.00	3,803,718.88	4/22/2025	0.6250	0.6250	0.0001228	478	0.9509	4,000,000.00
	1AB57431	3130AXAA6	FEDERAL HOME LOAN BANK (FHLB)	0.00	0.00	0.00	6/27/2025	5.6250	5.6250	-	544	#DIV/0!	0.00
	1AB57431	3133EPUK9	FEDERAL FARM CREDIT BANK (FFCB)	2,487,074.78	2,500,000.00	2,506,464.25	8/28/2025	5.5400	5.5400	0.0007171	606	1.0026	2,500,000.00
1AB57431	3130AWS92	FEDERAL HOME LOAN BANK (FHLB)	4,974,209.00	5,000,000.00	5,035,114.85	9/12/2025	4.8750	4.8750	0.0012676	621	1.0070	5,000,000.00	
Subtotal and Average			\$ 193,646,403.85	\$ 194,489,798.37	194,049,095.35			4.09%	5.03%			194,489,798.37	
Enterprise - Reserves	Wells Fargo MM	WF Gov MMF Sel 3802	0.00	0.00	0.00		0.0000	0.000	-	0		0.00	
	Wells Fargo MM	Goldman FS Tr Ob Ins 468	9,491,980.02	9,491,980.02	9,491,980.02		5.2400	5.240	0.0221112	1	1.0000	9,491,980.02	
	1AB71308	3130AKKP0	FEDERAL HOME LOAN BANK (FHLB)	-	-	-	12/22/2023	0.1900	0.190	-	-9	#DIV/0!	0.00
	1AB71308	3130AM6J6	FEDERAL HOME LOAN BANK (FHLB)	2,943,136.35	3,000,000.00	2,982,873.27	2/13/2024	0.3400	0.340	0.0004509	44	0.9943	3,000,000.00
	1AB71308	3130AM6B3	FEDERAL HOME LOAN BANK (FHLB)	2,907,012.24	3,000,000.00	2,947,638.24	5/10/2024	0.3750	0.375	0.0004914	131	0.9825	3,000,000.00
	1AB71308	3130AV3P5	FEDERAL HOME LOAN BANK (FHLB)	-	-	-	9/20/2024	5.5000	5.500	-	264	#DIV/0!	0.00
	1AB71308	3133ENW97	FEDERAL FARM CREDIT BANK (FFCB)	2,183,670.85	2,200,000.00	2,193,711.92	11/1/2024	5.0300	5.030	0.0049054	306	0.9971	2,200,000.00
	1AB71308	3133EPUK9	FEDERAL FARM CREDIT BANK (FFCB)	2,487,074.78	2,500,000.00	2,506,464.25	8/28/2025	5.5400	5.540	0.0061730	606	1.0026	2,500,000.00
	1AB71308	3130AX3Q9	FEDERAL HOME LOAN BANK (FHLB)	2,481,547.93	2,500,000.00	2,503,566.73	9/4/2026	5.5500	5.550	0.0061770	978	1.0014	2,500,000.00
	Subtotal and Average			\$ 22,494,422.17	\$ 22,691,980.02	22,626,234.43			3.47%	4.03%			22,691,980.02
	Portfolio Total			\$ 337,983,351.27	\$ 339,523,897.44	338,799,685.96							

Summary by Type

	Number of Investments or Accounts	Book Value	Market Value	% of Portfolio
Pooled Cash				
Municipal Coupon Securities	0	0	0	0.00%
Federal Agency Coupon Securities	11	47,900,526	48,084,629	14.19%
Government Investment Pools	7	18,954,027	18,954,027	5.59%
Commercial Paper	0	0	0	0.00%
Wells Fargo Choice IV	1	119,520	119,520	0.04%
Money Market Mutual Funds	1	28,423,732	28,423,732	8.39%
Subtotal		95,397,805	95,581,908	28.21%
Pooled Cash - Reserves				
Federal Agency Coupon Securities	4	10,724,880	10,822,608	3.19%
Government Investment Pools	1	4,369,327	4,369,327	1.29%
Money Market Mutual Funds	1	11,350,513	11,350,513	3.35%
Subtotal		26,444,720	26,542,448	7.83%
Enterprise				
Municipal Coupon Securities	0	0	0	0.00%
Federal Agency Coupon Securities	15	68,156,605	68,559,297	20.24%
Government Investment Pools	6	76,349,184	76,349,184	22.54%
Wells Fargo Choice IV	1	144,887	144,887	0.04%
Wells Fargo Bus. Market Rate Public Funds	1	0	0	0.00%
Money Market Mutual Funds	1	48,995,727	48,995,727	14.46%
Commercial Paper	0	0	0	0.00%
Subtotal		193,646,404	194,049,095	57.28%
Enterprise - Reserves				
Municipal Coupon Securities	0	0	0	0.00%
Federal Agency Coupon Securities	5	13,002,442	13,134,254	3.88%
Money Market Mutual Funds	1	9,491,980	9,491,980	2.80%
Subtotal		22,494,422	22,626,234	6.68%
Total		337,983,351	338,799,686	100.00%

Jon Locke, Director of Finance

Date

\$ 337,983,351.27

\$ 338,799,685.96