



City of San Marcos

Resource Recovery Rate Adjustment

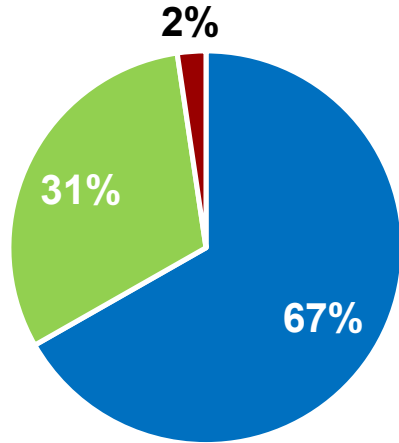
Fiscal Year 2026

September 16, 2025

Resource Recovery Overview

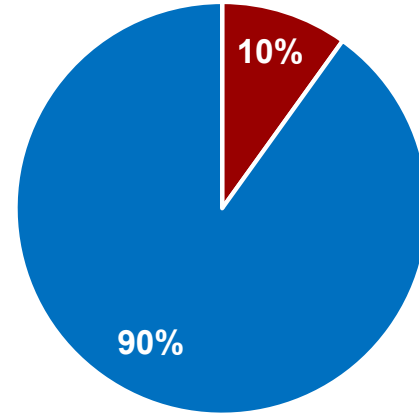


Total Revenues = \$8.8M



- Residential Garbage Collection Fee
- Recycling Collection Fee
- Other Revenue

Total Expenses = \$8.4M



- Personnel
- Operating

Resource Recovery Fund



RESOURCE RECOVERY	FY 2024 ACTUALS		FY 2025 BUDGET		FY 2025 ESTIMATE		FY 2026 PROPOSED
Beginning Fund Balance	\$	2,645,339	\$	3,179,897	\$	3,179,897	\$ 3,765,751
Revenues	\$	7,690,688	\$	8,225,356	\$	8,493,702	\$ 8,753,438
Residential Garbage Collection Fee		5,096,406		5,578,821		5,575,952	5,843,765
Recycling Collection Fee		2,113,850		2,341,535		2,606,750	2,704,673
Other Revenue		480,432		305,000		311,000	205,000
Expenses	\$	7,156,130	\$	7,902,512	\$	7,907,848	\$ 8,381,833
Personnel		702,250		752,897		756,432	831,263
Operating		6,453,880		7,149,615		7,151,416	7,550,570
One-time		-		-		-	-
Ending Fund Balance	\$	3,179,897	\$	3,502,741	\$	3,765,751	\$ 4,137,356

Days of Cash on Hand 178

Fund Balance Reserve Requirement for 90 Days \$ 2,095,458


Excess Balance Available for New Facility \$ 2,041,898

sanmarcos.tx.gov

Resource Recovery Changes



 Public Safety, Core Services & Fiscal Excellence

 Environmental Protection

Revenues

- Increase in revenue from 1% rate increase and growth in customer accounts

Cost Drivers – Personnel

- Increase in Personnel Costs = \$78K

Cost Drivers – Operating

- Solid waste residential contract increased by \$263K
- Recycling services contract increased by \$59K

Resource Recovery Rate History



	FY17	FY18	FY19	FY20	FY21	FY22	FY23	FY24	FY25	FY26 PROPOSED
<u>Resource Recovery</u>										
Single family residential (65 gal trash cart)	23.61 82.0%	24.35 3.1%	25.16 3.3%	26.09 3.7%	26.87 3.0%	27.91 3.9%	28.8 3.2%	29.66 3.0%	30.95 4.3%	31.26 1.0%
- with 96 gal trash cart	26.61 66.6%	27.35 2.8%	28.16 3.0%	29.09 3.3%	29.87 2.7%	30.91 3.5%	33.8 9.3%	34.66 2.5%	35.95 3.7%	36.26 0.9%
Multifamily recycling	6.86 23.8%	7.07 3.1%	7.39 4.5%	7.78 5.3%	8.01 3.0%	8.49 6.0%	8.79 3.5%	9.05 3.0%	10.13 11.9%	10.23 1.0%
Extra 96 gal trash cart	6.11 -23.4%	6.29 2.9%	6.48 3.0%	6.85 5.7%	7.06 3.1%	7.34 4.0%	10.27 39.9%	10.49 2.1%	10.56 0.7%	10.67 1.0%
Extra 96 gal recycling cart/green waste	5.82 26.2%	5.99 2.9%	6.17 3.0%	6.85 11.0%	7.06 3.1%	7.06 0.0%	7.27 3.0%	7.49 3.0%	7.56 1.0%	7.64 1.0%



Stephanie Reyes
City Manager

Joe Pantalione
Assistant City Manager

Lonzo Anderson
Assistant City Manager

Rodney Gonzales
Assistant City Manager

Jon Locke
Finance Director/CFO

Trisha Patek
Budget Manager

Thank You