

Section 5.1.1.2 Land Use Matrix **Future Development / Agricultural Ranch District vs. Heavy Commercial**

TABLE 5.1 LAND USE MATRIX

TYPES OF LAND USES	CONVENTIONAL RESIDENTIAL				NEIGHBORHOOD DENSITY DISTRICTS				CHARACTER DISTRICTS						SPECIAL DISTRICTS					DEFINITION USE STANDARDS
	FD	SF-R	SF-6	SF-4.5	ND-3	ND-3.5	ND-4	N-MS	CD-1	CD-2	CD-3	CD-4	CD-5	CD-5D	HC	LI	HI	MH	EC	
AGRICULTURAL USES																				
Barns or agricultural buildings	P	L	--	--	--	--	--	--	P	P	L	--	--	--	P	--	--	--	--	Section 5.1.2.1
Stables	P	L	--	--	--	--	--	--	--	P	L	--	--	--	P	--	--	--	--	Section 5.1.2.2
Community Garden	P	P	L	L	L	L	L	--	P	P	L	L	L	L	P	P	P	P	P	Section 5.1.2.3
Urban Farm	P	C	C	C	C	L	L	C	P	P	L	L	C	C	P	P	--	P	C	Section 5.1.2.4
Plant Nursery	L	--	--	--	--	--	--	P	--	L	--	--	P	P	P	P	--	P	--	Section 5.1.2.5
ACCESSORY USES AND STRUCTURES																				
Accessory Building/Structure	P	P	P	P	P	P	P	P	P	P	P	P	P	P	P	P	P	P	P	Section 5.1.3.1
Accessory Dwelling Unit	L	L	L	L	L	L	P	P	--	P	L	P	P	P	--	--	--	--	--	Section 5.1.3.1
Accessory Use, except as listed below:	P	P	P	P	P	P	P	P	P	P	P	P	P	P	P	P	P	P	P	Section 5.1.3.2
Outdoor Storage	--	--	--	--	--	--	--	--	--	--	--	--	--	--	P	L	P	--	L	Section 5.1.3.2
Outdoor Display	--	--	--	--	--	--	--	L	--	--	--	--	L	L	P	--	--	--	L	Section 5.1.3.2
Food Truck	--	--	--	--	--	--	--	P	--	--	--	--	P	P	P	P	P	--	P	Section 5.1.3.1
Drive-thru or Drive-in	--	--	--	--	--	--	--	C	--	--	--	--	C	C	P	--	--	--	P	Section 5.1.3.2
Home Occupation	L	L	L	L	L	L	L	--	--	L	L	L	--	--	--	--	--	--	--	Section 5.1.3.4
Family Home Care	P	P	P	P	P	P	P	--	--	P	P	P	--	--	--	--	--	--	--	Section 5.1.3.5
Short Term Rental	L	L	L	L	L	L	L	P	--	L	L	P	P	P	--	--	--	L	P	Section 5.1.3.6
RESIDENTIAL USES																				
Single Family Detached	P	L	L	L	L	L	L	--	--	P	P	P	--	--	--	--	--	--	--	Section 5.1.4.1
Cottage Court	--	--	--	--	--	L	L	--	--	--	P	P	--	--	--	--	--	--	--	Section 5.1.4.1
Two Family	--	--	--	--	--	L	L	--	--	--	P	P	--	--	--	--	--	--	--	Section 5.1.4.1
Single Family Attached	--	--	--	--	L	L	L	L	--	--	P	P	P	P	--	--	--	--	--	Section 5.1.4.1
Small Multi-Family (up to 9 units)	--	--	--	--	--	L	L	L	--	--	--	P	P	P	--	--	--	--	--	Section 5.1.4.1
Courtyard Housing (up to 24 units)	--	--	--	--	--	--	L	L	--	--	--	P	P	P	--	--	--	--	--	Section 5.1.4.1
Multi-family (10 or more units)	--	--	--	--	--	--	--	--	--	--	--	P	P	P	--	--	--	--	--	Section 5.1.4.1
Purpose Built Student Housing	--	--	--	--	--	--	--	--	--	--	--	--	C	C	--	--	--	--	--	Section 5.1.4.1
Manufactured Home	--	--	--	--	--	--	--	--	--	--	--	--	--	--	--	--	--	P	--	Section 5.1.4.1
Mobile Home Community	--	--	--	--	--	--	--	--	--	--	--	--	--	--	--	--	--	P	--	Section 5.1.4.1

TABLE 5.1 LAND USE MATRIX

Future Development vs. Employment Center

TYPES OF LAND USES	CONVENTIONAL RESIDENTIAL				NEIGHBORHOOD DENSITY DISTRICTS				CHARACTER DISTRICTS						SPECIAL DISTRICTS					DEFINITION USE STANDARDS
	FD	SF-R	SF-6	SF-4.5	ND-3	ND-3.5	ND-4	N-MS	CD-1	CD-2	CD-3	CD-4	CD-5	CD-5D	HC	LI	HI	MH	EC	
Community Home	L	L	L	L	L	L	P	P	--	P	P	P	P	P	--	--	--	L	--	Section 5.1.4.12
Fraternity or Sorority Building	--	--	--	--	--	--	C	C	--	--	--	C	P	P	--	--	--	--	--	Section 5.1.4.12
COMMERCIAL USES																				
Professional Office	--	--	--	--	--	--	L	P	--	--	--	L	P	P	P	P	--	--	P	Section 5.1.5.1
Medical, except as listed below:	--	--	--	--	--	--	L	P	--	--	--	L	P	P	P	--	--	--	P	Section 5.1.5.2
Urgent care, emergency clinic, or hospital	--	--	--	--	--	--	--	P	--	--	--	--	P	P	P	P	--	--	P	Section 5.1.5.2
Nursing/ retirement home	--	--	--	--	--	--	P	P	--	--	--	P	P	P	P	--	--	--	P	Section 5.1.5.2
Personal Services, except as listed below:	--	--	--	--	--	--	L	P	--	--	--	L	P	P	P	--	--	--	P	Section 5.1.5.3
Animal care (indoor)	C	--	--	--	--	--	--	P	--	--	--	--	P	P	P	--	--	--	P	Section 5.1.5.3
Animal care (outdoor)	C	--	--	--	--	--	--	--	--	--	--	--	--	--	C	--	--	--	C	Section 5.1.5.3
Funeral Home	--	--	--	--	--	--	--	C	--	--	--	--	C	C	P	--	--	--	P	Section 5.1.5.3
Adult Oriented Businesses	See Section 18, Article 6 of the City Code																			
All Retail Sales, except as listed below:	--	--	--	--	--	--	L	P	--	--	--	L	P	P	P	--	--	--	P	Section 5.1.5.4
Gasoline Sales	--	--	--	--	--	--	--	L	--	--	--	--	C	C	P	--	--	--	P	Section 5.1.5.4
Truck stop	--	--	--	--	--	--	--	--	--	--	--	--	--	--	L	--	--	--	L	Section 5.1.5.4
Tattoo, body piercing	--	--	--	--	--	--	C	C	--	--	--	C	P	P	P	--	--	--	P	Section 5.1.5.4
Building material sales	--	--	--	--	--	--	--	C	--	--	--	--	C	C	P	P	P	--	P	Section 5.1.5.4
Vehicle Sales/ Rental	--	--	--	--	--	--	--	C	--	--	--	--	C	C	P	--	--	--	P	Section 5.1.5.4
Pawnshop	--	--	--	--	--	--	--	C	--	--	--	C	P	P	P	--	--	--	P	Section 5.1.5.4
Restaurant/ Bar, as listed below:																				
Eating Establishment	--	--	--	--	--	--	L	P	--	--	--	L	P	P	P	--	--	--	P	Section 5.1.5.5
Bar	--	--	--	--	--	--	--	C	--	--	--	--	C	C	C	--	--	--	C	Section 5.1.5.5
Mobile Food Court	--	--	--	--	--	--	--	C	--	--	--	--	P	P	--	--	--	--	--	Section 5.1.5.5
Sale of Alcohol for on premise consumption	--	--	--	--	--	--	C	C	--	--	--	C	C	C	C	--	--	--	C	Section 5.1.5.5
Overnight Lodging, as listed below:																				Section 5.1.5.6
Bed and Breakfast (up to 8 rooms)	L	C	C	C	C	L	L	P	--	P	C	P	P	P	--	--	--	--	P	Section 5.1.5.6
Boutique Hotel (9 - 30 rooms)	--	--	--	--	--	--	C	P	--	--	--	P	P	P	--	--	--	--	P	Section 5.1.5.6

TABLE 5.1 LAND USE MATRIX Future Development vs. Employment Center

TYPES OF LAND USES	CONVENTIONAL RESIDENTIAL				NEIGHBORHOOD DENSITY DISTRICTS				CHARACTER DISTRICTS						SPECIAL DISTRICTS					DEFINITION USE STANDARDS
	FD	SF-R	SF-6	SF-4.5	ND-3	ND-3.5	ND-4	N-MS	CD-1	CD-2	CD-3	CD-4	CD-5	CD-5D	HC	LI	HI	MH	EC	
Hotel/ Motel (more than 30 rooms)	--	--	--	--	--	--	--	P	--	--	--	--	P	P	--	--	--	--	P	Section 5.1.5.6
Outdoor Recreation, except as listed below:	--	--	--	--	--	--	--	C	--	--	--	--	P	C	P	--	--	--	P	Section 5.1.5.7
Golf Course	C	C	C	C	C	C	C	C	C	C	C	C	C	C	--	--	--	C	C	Section 5.1.5.7
Traveler Trailers/ RVs Short Term stays	P	--	--	--	--	--	--	--	--	--	--	--	--	--	P	--	--	P	--	Section 5.1.5.7
Shooting Range	C	--	--	--	--	--	--	--	--	--	--	--	--	--	C	--	--	--	C	Section 5.1.5.7
Indoor Recreation, except as listed below:	--	--	--	--	--	--	--	P	--	--	--	--	P	P	P	P	P	--	P	Section 5.1.5.8
Gym/ Health club	--	--	--	--	--	--	L	P	--	--	--	L	P	P	P	P	P	--	P	Section 5.1.5.8
Smoking Lounge	--	--	--	--	--	--	--	C	--	--	--	--	P	C	--	--	--	--	P	Section 5.1.5.8
Charitable Gaming Facility	--	--	--	--	--	--	--	--	--	--	--	--	C	--	C	--	--	--	C	Section 5.1.5.8
PUBLIC & INSTITUTIONAL																				
Civic, except as listed below:	P	L	L	L	L	L	P	P	L	L	L	P	P	P	P	P	P	P	P	Section 5.1.6.1
Day Care Center	C	--	--	--	C	C	L	P	--	C	C	L	P	P	P	--	--	--	P	Section 5.1.6.1
Parks, Open Space, and Greenways	P	P	P	P	P	P	P	P	P	P	P	P	P	P	P	P	P	P	P	Section 5.1.6.2
Minor Utilities	P	P	P	P	P	P	P	P	P	P	P	P	P	P	P	P	P	P	P	Section 5.1.6.3
Major Utilities	--	--	--	--	--	--	--	--	--	--	--	--	--	--	C	C	C	--	--	Section 5.1.6.3
Antenna	See Section 5.1.6.3D																			
INDUSTRIAL																				
Light Industrial	--	--	--	--	--	--	--	--	--	--	--	--	C	--	--	P	P	--	C	Section 5.1.7.1
Light Manufacturing	--	--	--	--	--	--	--	C	--	--	--	--	P	P	P	P	P	--	P	Section 5.1.7.2
Vehicle Service, as listed below:																				Section 5.1.7.3
Car Wash	--	--	--	--	--	--	--	--	--	--	--	--	--	--	P	P	P	--	C	Section 5.1.7.3
Vehicle repair (minor)	--	--	--	--	--	--	--	C	--	--	--	--	P	P	P	P	P	--	C	Section 5.1.7.3
Vehicle repair (major)	--	--	--	--	--	--	--	--	--	--	--	--	--	--	P	--	--	--	C	Section 5.1.7.3
Warehouse & Distribution	--	--	--	--	--	--	--	--	--	--	--	--	C	--	P	P	P	--	P	Section 5.1.7.4
Waste-Related service	--	--	--	--	--	--	--	--	--	--	--	--	C	--	P	P	P	--	--	Section 5.1.7.5
Wholesale trade	--	--	--	--	--	--	--	--	--	--	--	--	--	--	P	P	P	--	P	Section 5.1.7.6
Self Storage	--	--	--	--	--	--	--	--	--	--	--	--	--	--	P	P	P	--	C	Section 5.1.7.7
Research and Development	--	--	--	--	--	--	--	--	--	--	--	--	C	C	P	P	P	--	C	Section 5.1.7.8
Wrecking/Junk Yard	--	--	--	--	--	--	--	--	--	--	--	--	--	--	--	--	P	--	--	Section 5.1.7.9

Section 9.3.1.2 Land Use Matrix

TABLE 9.1 LAND USE MATRIX

TYPES OF LAND USES	AR	SF-11	D	DR	TH	PHZL	MF12	MF18	MF24	MR	MU	VMU	P	NC	OP	CC	GC
Agricultural Uses																	
Barns and Farm Equipment Storage	P																
Bulk Grain and/or Feed Storage/ Processing	P																
Farmers Market											P	P	P	C		C	C
Farms, General (Crops)	P										P	P					
Farms, General (Livestock/Ranch)	P																
Hay, Grain, and/or Feed Sales (Wholesale)	C																
Livestock Sales/Auction	C																
Plant Nursery (growing for commercial purposes but no retail sales on site)	P																
Stables	P																
Stables (Private, Accessory Use)	P	C										C					
Residential Uses																	
Accessory Building/Structure (No larger than 625 s.f. in size and 12' in height)	P	P	P	P	P	P	P	P	P	P	P	P	P	P	P	P	P
Accessory Building/Structure (Larger than 625 s.f. in size OR 12' in height)	P	C					P	P	P		C	C	P	C	C	P	P
Accessory Dwelling (One Accessory Dwelling Per Lot)	P	C									C	C	P	C	C	C	C
Bed and Breakfast Inn	C	C	C	C	C	C	P	P	P	P	P	P	C	P		P	P
Caretaker's/Guard's Residence											P	P	P	C	C	P	P
Community Home	P	P	P	P	P	P	P	P	P	P	P	P	P				
Residential Hall or Boarding House							P	P	P		C	C		C			
Duplex/Two-Family/Duplex Condominiums			P	P	P		P	P	P		C	C					
Family Home Child Care	P	P	P	P	P	P	P	P	P	P	P	P					
Four Family (Quadraplex) or Three Family (Tri-Plex)							P	P	P		C	C					
Fraternity or Sorority Building							C	C	C		C	C					
Home Occupation							See Section 5.5.3.4										
HUD code-Manufactured Home											P						
Loft Apartments							P	P	P		P	P		C	C	C	C
Multifamily (Apartments)							P	P	P		C	C	C				

TABLE 9.1 LAND USE MATRIX

TYPES OF LAND USES	AR	SF-11	D	DR	TH	PHZL	MF12	MF18	MF24	MR	MU	VMU	P	NC	OP	CC	GC
Purpose Built Student Housing							C	C	C		C	C					
Senior Housing Community							P	P	P							P	P
Single Family Detached House	P	P	P	P	P	P	P	P	P	P	P	P	C	C			
Single Family Industrialized Home	P	P	P	P	P	P	P	P	P	P	P	P	C	C			
Single Family Townhouse (Attached)				P	P		P	P	P		P	P					
Single Family Zero Lot Line/Patio Homes					C	P	P	P	P		C	C					
Office Service Type Uses																	
Armed Services Recruiting Center											P	P	P	P	P	P	P
Bank or Savings and Loan (w/o Drive-thru)											P	P		C	P	P	P
Bank or Savings and Loan (w Drive-thru)											C	C		C	C	P	P
Check Cashing Service											C	C		P		P	P
Offices (Health Services)											P	P		P	P	P	P
Offices (Medical Office)											P	P		P	P	P	P
Offices (Professional)											P	P	C	P	P	P	P
Call Service Center																P	P
Personal and Business Service Uses																	
Appliance Repair											C	C		C		P	P
Artist or Artisans Studio	P										P	P	C	P		P	P
Ambulance Service (Private)													P	C		C	P
Automobile Driving School (including Defensive Driving)											P	P	P	C	C	P	P
Automatic Teller Machines (ATM's)											P	P	P	P		P	P
Barber/Beauty College (barber or cosmetology school or college)													P	C	C	P	P
Barber/Beauty Shop, Haircutting (non-college)											P	P		P	C	P	P
Bed and Breakfast (No Permanent Residence)	C						P	P	P	P	P	P		C		P	P
Communication Equipment (Installation and/or Repair - No outdoor sales or storage)																C	P
Dance/Drama/Music Schools (Performing Arts)											P	P	P	P	C	P	P
Extended Stay Hotels/Motels (Residence hotels)											C	C				C	P

TABLE 9.1 LAND USE MATRIX

TYPES OF LAND USES	AR	SF-11	D	DR	TH	PHZL	MF12	MF18	MF24	MR	MU	VMU	P	NC	OP	CC	GC
Exterminator Service (No outdoor sales or storage)											P	P					P
Funeral Home																	P
Hotel/Motel											P	P				C	P
Kiosk (Providing A Retail Service)											P			C		P	P
Laundry/Dry Cleaning (Drop Off/Pick Up)											P	P		C		P	P
Martial Arts School											P	P	P	C	C	P	P
Medical Supplies and Equipment											P	P		P		P	P
Mini-Warehouse/Self Storage Units											C						C
Off-Premises Freestanding Sign																P	P
Photocopying/Duplicating/Copy Shop											P	P		C		P	P
Sexually Oriented Business																	(See San Marcos City Code)
Studio for Radio or Television (without tower)											P	P	P			P	P
Tool Rental (Indoor Storage only)											P			C		C	P
Tool Rental (with Outdoor Storage)																	C
Washateria/Laundry (Self Serve)														C		P	P
Retail and Service Type Uses																	
All Terrain Vehicle (go-carts) Dealer/Sales																C	P
Antique Shop (with outside storage)											C	C		C		C	P
Auto Dealer (Primarily New/Used Auto Sales as accessory use only)																	P
Auto Dealer, Used Auto Sales																C	P
Auto Supply Store for New and Rebuilt Parts											C	C				P	P
Bike Sales and/or Repair											P	P				P	P
Building Material Sales																	P
Cabinet Shop (Manufacturing)																	P
Convenience Store Without Gas Sales											P	P		C		P	P
Convenience Store With Gas Sales											C			C		C	P
Department Store																P	P
Food or Grocery Store with Gasoline Sales											C			C		C	P
Food or Grocery Store without Gasoline Sales											P	P		C		P	P

TABLE 9.1 LAND USE MATRIX

TYPES OF LAND USES	AR	SF-11	D	DR	TH	PHZL	MF12	MF18	MF24	MR	MU	VMU	P	NC	OP	CC	GC
Gravestone/Tombstone Sales																	C
Gun Smith																	C
Home Improvement Center (10,000 s.f. or more)											C	C				P	P
Lawnmower Sales and/or Repair											C	C				C	P
Liquor Sales (retail)																P	P
Market (Public, Flea)											C	C		C			C
Pharmacy											P	P		C		P	P
Plant Nursery (Retail Sales/Outdoor Storage)	P										C	C	C	C	C	P	P
Recycling Kiosk											P	P	P	C	C	P	P
Restaurant/Prepared Food Sales											P	P	C	C		P	P
Restaurant/Prepared Food Sales with beer/wine off-premises consumption																C	C
Restaurant/Prepared Food Sales with drive thru											C	C				P	P
Retail Store (Misc.) with Drive Thru Service											C	C				C	P
Retail Store (Misc.) without Drive Thru Service (Under 100,000 s.f. Bldg.)											C	C				P	P
Retail Store (100,000 s.f. or more Bldg.)																C	P
Retail Store (over 10,000 s.f. or more Bldg.) outside sales											C	C		C		C	P
Retail Store (under 10,000 s.f. or more Bldg.) outside sales											C	C		C		P	P
Retail Store (under 10,000 s.f. or more Bldg.) no outside sales											P	P		C		P	P
Security Systems Installation Company																	P
Shopping Center (Over 5 Acres)																P	P
Studio Tattoo or Body Piercing											C	C		C		P	P
Temporary Outdoor Retail Sales / Commercial Promotion (4 day time limit; Permit Required by Building Official)											P	P		C		P	P
Upholstery Shop (Non-Auto)																	P
Veterinarian (Indoor Kennels)											C	C				C	P
Woodworking Shop (Ornamental)											P	P		P		P	P

Transportation and Automotive Uses

TABLE 9.1 LAND USE MATRIX

TYPES OF LAND USES	AR	SF-11	D	DR	TH	PHZL	MF12	MF18	MF24	MR	MU	VMU	P	NC	OP	CC	GC
General Vehicular Sales and Service											C	C				P	P
Auto Body Repair																	C
Auto Muffler Shop																P	P
Auto Paint Shop																	C
Auto Repair (General)											C	C				C	P
Auto Repair as an Accessory Use to Retail Sales											C	C				P	P
Auto Tire Repair/Sales (Indoor)											C	C				P	P
Auto Wrecker Service/Tow Yard																	
Car Wash (Self Service; Automated)											C	C				C	P
Full Service Car Wash (Detail Shop)											C	C				P	P
Heavy Load Vehicle Sales/Repair																	
Limousine/Taxi Service											C	C				P	P
Public Garage/Parking Structure											C	C	C		C	C	C
Tire Sales (Outdoors/Storage)																C	P
Transit Terminal																C	C
Truck Terminal																	C
Amusement and Recreational Uses																	
Amusement Services or Venues (Indoors)											C	C				C	P
Amusement Services or Venues (Outdoors)	C	C	C	C	C	C	C	C	C		C	C	C				P
Bar											C	C				C	C
Billiard/Pool Facility/Nightclub (Three or More Tables) No alcohol consumption																C	P
Smoking Lounge											C	C		C		C	P
Broadcast Station (with Tower)													P				
Charitable Gaming Facility																	C
Civic/Conference Center											P	P	P			C	P
Country Club (Private)	C	C	C	C	C	C	C	C	C		C	C		C		C	C
Dance Hall/Dancing Facility																C	P
Day Camp	C												C				P
Driving Range																	P
Fair Ground													P				

TABLE 9.1 LAND USE MATRIX

TYPES OF LAND USES	AR	SF-11	D	DR	TH	PHZL	MF12	MF18	MF24	MR	MU	VMU	P	NC	OP	CC	GC
Health Club (Physical Fitness; Indoors Only)											P	P		P		P	P
Motion Picture Theater (Indoors)											C	C				C	P
Motion Picture Studio, Commercial Film																	P
Museum (Indoors Only)											P	P	P	P		P	P
On-Premises Consumption of Alcohol											C	C		C		C	C
Park and/or Playground	P	P	P	P	P	P	P	P	P	P	P	P	P	P		P	P
Travel Trailers/RVs (Short Term Stays)																	P
Rodeo Grounds													C				
RV/Travel Trailer Sales																	P
Special Event Facility																	C
Tennis Court (Lighted)	C	C	C	C	P	C	P	P	P	P	C	C	P			C	C
Theater (Non-Motion Picture; Live Drama)											C	C	P			C	P
Institutional/Governmental Uses																	
Adult Day Care (No Overnight Stay)											P	P	P	C		P	P
Antenna (Non-Commercial)											See Section 5.5.6.3						
Antenna (Commercial)											See Section 5.5.6.3						
Assisted Living Facility/Hospice							P	P	P		P	P		C		P	P
Broadcast Towers (Commercial)											See Section 5.5.6.3						
Cellular Communications Tower/PSS											See Section 5.5.6.3						
Cemetery and/or Mausoleum	C												P				
Child Day Care (Business)											P	P	C	C		P	P
Meeting Place/Nonreligious				C	C	C	C				P	P		C		P	P
Place of Religious Assembly/Church	P	P	P	P	P	P	P	P	P	P	P	P	P	P	P	P	P
Clinic (Medical)											P	P	P	C	P	P	P
Electrical Generating Plant													C				
Electrical Substation	C	C	C	C	C	C	C	C	C	C	C	C	C	C		C	C
Emergency Care Clinic											P	P		C		P	P
Franchised Private Utility (not listed)											See Section 5.5.6.3						
Fraternal Organization/Civic Club											P	P		C		P	P
Governmental Building or Use (Municipal, State or Federal)	P	P	P	P	P	P	P	P	P	P	P	P	P	P	P	P	P

TABLE 9.1 LAND USE MATRIX

TYPES OF LAND USES	AR	SF-11	D	DR	TH	PHZL	MF12	MF18	MF24	MR	MU	VMU	P	NC	OP	CC	GC
Heliport											C	C	C				C
Helistop (Non-Emergency)													C				
Household Care Facility	C	C	C	C	C	C	C	C	C	C	C	C	P				
Hospital (Acute Care/Chronic Care)							C	C	C		C	C	P	C	C	C	P
Nursing/Convalescent Home							P	P	P		P	P		C		P	P
Philanthropic organization											P	P		C	P	P	P
Post Office (Private)											P	P	P	P	P	P	P
Post Office (Governmental)	C	C	C	C	C	C	C	C	C	C	P	P	P	P	P	P	P
Radio/Television Tower (Commercial)																	
Rectory/Parsonage with Place of Worship	P	P	P	P	P	P	P	P	P	P	P	P	P	P		P	P
Retirement Home/Home for the Aged							P	P	P		P	P				P	P
School, K through 12 (Private)	C	C	C	C	C	C	C	C	C	C	C	C	P	P		P	P
School, K through 12 (Public)	P	P	P	P	P	P	P	P	P	P	P	P	P	P		P	P
School, Vocational (Business/Commercial Trade)											C	C	P	C		P	P
University or College													P				
Commercial and Wholesale Trade Uses																	
Auction Sales (Non-Vehicle)																	P
Bio-Medical Facilities																	
Caterer											P	P		C		C	C
Extermination Service																	P
Feed and Grain Store																	P
Furniture Manufacture																	
Maintenance/Janitorial Service											C	C		C			P
Manufactured Home Sales																	
Metal Fabrication Shop																	C
Moving Storage Company																	C
Portable Building Sales																	P
Taxidermist																	P
Transfer Station (Refuse/Pick-up)																	
Veterinarian (Outdoor Kennels or Pens)	C																
Warehouse/Office and Storage																	C

TABLE 9.1 LAND USE MATRIX

TYPES OF LAND USES	AR	SF-11	D	DR	TH	PHZL	MF12	MF18	MF24	MR	MU	VMU	P	NC	OP	CC	GC
Welding Shop																	
Industrial/Manufacturing Uses																	
Aircraft Support and Related Services													P				
Airport													P				
Manufacturing																	
Contractor's Office/Sales, With Outside Storage including Vehicles																	
Contractor's Temporary On-Site Construction Office (only with permit)																	Issued by Building Official
Distribution Center																	
Electronic Assembly/High Tech Manufacturing																	P
Engine Repair/Motor Manufacturing Re-Manufacturing and/or Repair																	
Food Processing (no Outside Public Consumption)																	
Laboratory Equipment Manufacturing																	
Leather Products Manufacturing																	
Machine Shop																	
Manufacturing Processes not Listed																	
Marble or Stone Finishing																	
Micro Brewery (onsite mfg. and sales)											C	C				C	C
Motor Freight Terminal																	
Outside Storage (as primary use)																	C
Paint Manufacturing																	
Petroleum Bulk Storage																	
Plastic Products Molding/Reshaping																	
Research Lab (Non-Hazardous)															C		C
Sand/Gravel Sales (Storage or Sales)																	
Sign Manufacturing																	
Stone/Clay/Glass Manufacturing																	
Wrecking/Junk Yard																	

(Ord. No. 2020-60, 9-1-2020)

Zoning District Comparison Chart

Topic	Existing Zoning: Agricultural Ranch (AR)	Existing Zoning: Future Development (FD)	Proposed Zoning: Heavy Commercial (HC)
Zoning Description	The AR Agricultural Ranch District is intended to preserve agricultural usage of land, to offer protection to agricultural land from the effects of objectionable, hazardous, or environmentally disruptive uses, and to discourage untimely scattering of more dense urban development.	The Future Development (FD) District is intended to serve as a temporary zoning district for properties that shall develop in the future but have been newly annexed and/or are not yet ready to be zoned for a particular Use. Characterized by primarily agricultural use with woodlands and wetlands and scattered buildings.	HC is intended to accommodate auto oriented and other heavy commercial uses. Development should be operated in a relatively clean and quiet manner, and should not be obnoxious to nearby residential or commercial uses.
Uses	Residential / Agricultural (<i>See Land Use Matrix</i>)	Residential / Agricultural (<i>See Land Use Matrix</i>)	Variety of commercial uses permitted including offices; retail; medical; hotels; recreation; light manufacturing, and warehouse/distribution. (<i>See Land Use Matrix</i>)
Parking Location	No location standards	No location standards	Surface parking and garage parking allowed in first, second, and third layers.
Parking Standards	Dependent upon use	Dependent upon use	Dependent upon use
Max Residential Units per acre	0.15 units per acre (max)	0.4 units per acre (max)	N/A
Occupancy Restrictions	N/A	N/A	N/A
Landscaping	Tree and shrub requirements	Tree and shrub requirements	Tree and shrub requirements
Building Height (max)	2 stories	2 stories	4 stories (62' feet)
Setbacks	40' minimum front, 20' side (Primary), 25' side (Secondary), 20% of total lot depth measured at point of greatest depth in rear	50' minimum front, 20' side, and 20% of total lot depth measured at point of greatest depth in rear	For Principle Buildings – 20' min setback from Primary and Secondary Streets, 5' min side setback, 5' min rear set back
Impervious Cover (max)	15%	30%	80%

Lot Sizes	Minimum 5 acres, No maximum	Minimum 2 acres lot area, Minimum 200 ft lot width	Min, 6,000 sq ft min lot area and 60' min lot width for General Commercial Buildings, and Civic Buildings.
Streetscapes	Residential Street: 5' sidewalk for lots smaller than 1 acre, street trees every 40' on center average, 7' planting area between sidewalk and street required.	Residential Street: 5' sidewalk for lots smaller than 1 acre, street trees every 40' on center average, 7' planting area between sidewalk and street required.	Conventional: 6' sidewalk, street trees every 40' on center average, 7' planting area.
Blocks	No Block Perimeter Required	No Block Perimeter Required	5,000 ft. Block Perimeter Max

Section 4.2.1.2 Building Types Allowed by District

Building types are allowed by district as set forth below.

TABLE 4.10 BUILDING TYPES ALLOWED BY DISTRICT
















		FD CD2 SF-R	SF-6 SF 4.5	ND3	ND3.5	ND4	N-MS	CD3	CD4	CD5	CD5D	HC LI HI	EC
	ACCESSORY DWELLING UNIT	■	■	■	■	■	■	■	■	■	■	--	--
	HOUSE	■	■	■	■	■	--	■	■	--	--	--	--
	COTTAGE	--	■	■	■	■	--	■	■	--	--	--	--
	COTTAGE COURT	--	--	--	■	--	--	■	--	--	--	--	--
	DUPLEX	--	--	--	■	--	--	■	■	--	--	--	--
	ZERO LOT LINE HOUSE	--	--	■	■	--	--	■	--	--	--	--	--
	TOWNHOUSE	--	--	--	■	■	■	--	■	■	■	--	--
	SMALL MULTI-FAMILY	--	--	--	■	■	■	--	--	--	--	--	--
	COURTYARD HOUSING	--	--	--	--	■	--	--	■	--	--	--	--

TABLE 4.10 BUILDING TYPES ALLOWED BY DISTRICT

		FD CD2 SF-R	SF-6 SF 4.5	ND3	ND3.5	ND4	N-MS	CD3	CD4	CD5	CD5D	HC LI HI	EC
	APARTMENT	--	--	--	--	--	--	--	■	■	■	--	--
	LIVE/WORK	--	--	--	--	--	■	--	■	■	■	--	■
	NEIGHBORHOOD SHOPFRONT	--	--	--	--	■	■	--	■	--	--	--	--
	MIXED USE SHOPFRONT	--	--	--	--	--	■	--	--	■	■	--	■
	GENERAL COMMERCIAL	--	--	--	--	--	--	--	--	--	--	■	■
	CIVIC	■	■	■	■	■	■	■	■	■	■	■	■
LEGEND		■ =Allowed		-- =Not Allowed									