



Databases, Tables & Calculators by Subject

FONT SIZE: 

Change Output Options: From: To: 


☐ include graphs ☐ include annual averages

[More Formatting Options](#) ➡

Data extracted on: March 4, 2016 (11:18:21 AM)

Consumer Price Index - Urban Wage Earners and Clerical Workers

Series Id: CWUR0000SA0
Not Seasonally Adjusted
Area: U.S. city average
Item: All items
Base Period: 1982-84=100

Download:  [xlsx](#)

Year	Jan	Feb	Mar	Apr	May	Jun	Jul	Aug	Sep	Oct	Nov	Dec	HALF1	HALF2
2015	228.294	229.421	231.055	231.520	232.908	233.804	233.806	233.366	232.661	232.373	231.721	230.791	231.167	232.453
2016	231.061													

12-Month Percent Change

Series Id: CWUR0000SA0
Not Seasonally Adjusted
Area: U.S. city average
Item: All items
Base Period: 1982-84=100

Download:  [xlsx](#)

Year	Jan	Feb	Mar	Apr	May	Jun	Jul	Aug	Sep	Oct	Nov	Dec	HALF1	HALF2
2015	-0.8	-0.6	-0.6	-0.8	-0.6	-0.4	-0.3	-0.3	-0.6	-0.4	0.1	0.4	-0.6	-0.2
2016	1.2													

TOOLS

[Areas at a Glance](#)
[Industries at a Glance](#)
[Economic Releases](#)
[Databases & Tables](#)
[Maps](#)

CALCULATORS

[Inflation](#)
[Location Quotient](#)
[Injury And Illness](#)

HELP

[Help & Tutorials](#)
[FAQs](#)
[Glossary](#)
[About BLS](#)
[Contact Us](#)

INFO

[What's New](#)
[Careers @ BLS](#)
[Find It! DOL](#)
[Join our Mailing Lists](#)
[Linking & Copyright Info](#)

RESOURCES

[Inspector General \(OIG\)](#)
[Budget and Performance](#)
[No Fear Act](#)
[USA.gov](#)
[Benefits.gov](#)
[Disability.gov](#)